

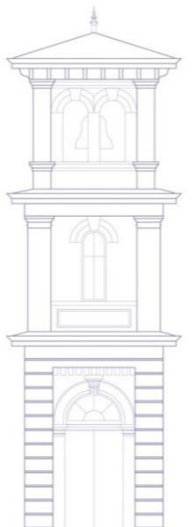


Kindergarten Transition

Parent Information Session 1 31 October 2024

Kindergarten 2025

Hurstville Public School
Respectful Responsible Learners



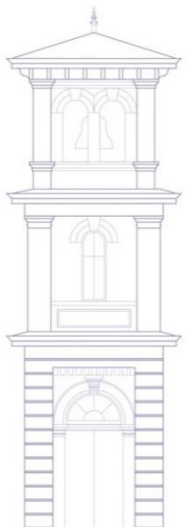
Partners In Learning

- ▶ Beginning of a wonderful partnership between home and school
- ▶ It is important to share information with the school about your child

This may include:

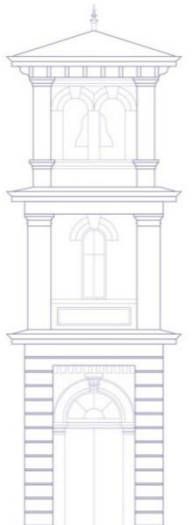
- ❖ Medical information, such as allergies or asthma
- ❖ Change in address, phone number or custody arrangements – advise office in writing
- ❖ Any special needs or requirements
- ❖ Any changes to daily routines

**The more we know, the better we can
accommodate for your child.**



Communication With The School

- ▶ Talk to your child's teacher on a regular basis
- ▶ Check your child's school bag daily for any notes
- ▶ Belltower (school newsletter)
- ▶ School Enews
- ▶ School Website
- ▶ Term Overviews
- ▶ Meet The Teacher Evening
- ▶ Formal Parent/Teacher Interviews once a year
- ▶ Reports sent home twice a year



Attendance

Attendance Flowchart for Parents/Carers



Student Absences at
Hurstville Public School

Extended Leave

Parents/Carers to complete an Application for Extended Leave – Travel.

Absent

Parents/Carers to provide a written or verbal explanation within 7 days from the first day of any period of absence.

Late Arrivals

Parents/Carers to collect late slip from office on arrival.
Leave will be recorded as a Partial Absence.

Early Departures

Parents/Carers to collect early slip from office on arrival.
Leave will be recorded as a Partial Absence.

Supported by Principal
Absences recorded as Leave.

Not Supported by Principal
Absences recorded as Unjustified.



Attendance



EVERY DAY COUNTS....

A day here or there doesn't seem like much, but...

When your child misses just...	that equals...	which is...	and therefore, from Kindy to Year 12, that is...	This means that the best your child can achieve is...
1 day each fortnight	20 days per year	4 weeks per year	Nearly 1 ½ a years of school	Equal to finishing Year 11
1 day a week	40 days per year	8 weeks per year	Over 2 ½ years of school	Equal to finishing Year 10
2 days a week	80 days per year	16 weeks per year	Over 5 years of learning	Equal to finishing Year 7
3 days a week	120 days per year	24 weeks per year	Nearly 8 years of learning	Equal to finishing Year 4

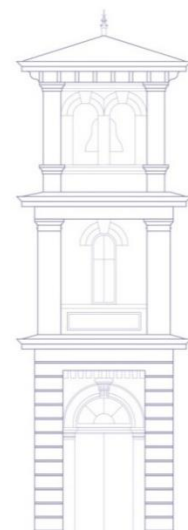
Give your child every chance to succeed...

Every day counts!



Making Our School Safe

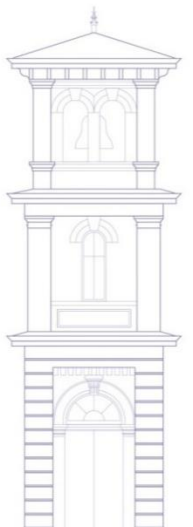
- ▶ Gates are locked between 9.30am and 2.30pm. Use Forest Road gate for entry during this time.
- ▶ There are parent toilets located in the library. Please do not use the toilets in the playgrounds.
- ▶ Visitor's badge – if you are visiting or helping in the classroom during school hours, you must get a visitor's badge from the office.



Parents and Carers

We would love your involvement!

- ▶ Join the P & C
- ▶ Participate in Parent and Community Workshops
- ▶ Complete Parent Surveys – provide feedback to the school
- ▶ Visit the school for special events, such as Education Day or Presentation Day
- ▶ Talk to your child about their school day
- ▶ Listen to your child read or help them with their homework



Hurstville Public School

Respectful Responsible Learners

Parent/Carer Volunteering

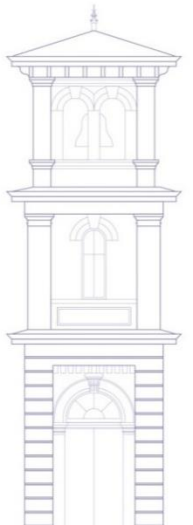
PARENT/CARER VOLUNTEERING

HURSTVILLE PUBLIC SCHOOL



SCAN THE QR CODE TO SIGN UP!

Hurstville Public School
Respectful Responsible Learners



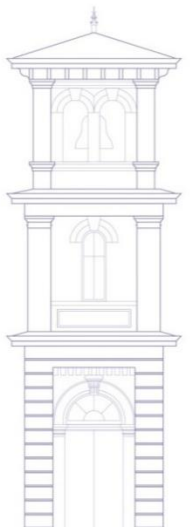
School Uniform

- ▶ Available from My School Wear Shop, located at 2/299 Forest Road, Hurstville or www.myschoolwearshop.com.au
- ▶ Open Tuesdays, Thursdays and Saturdays 10am-5pm
- ▶ Website password: hvps



Before and After School Care

- ▶ Located in Gym Block
- ▶ Provides morning (7am to 9am) and afternoon (3pm to 6pm) care
- ▶ Vacation care is available in the school holidays
- ▶ For more information please call Kingsgrove Community Aid Centre on **91507823**
- ▶ Brochures can be found in the Kindergarten information folders



Learning Areas

- ▶ English
- ▶ Mathematics
- ▶ History and Geography
- ▶ Science and Technology
- ▶ Personal Development, Health and Physical Education
- ▶ Creative and Performing Arts



Kindergarten Extra Curricular Activities

- ▶ Kindergarten Assemblies
- ▶ Public Speaking Competition
- ▶ Excursions
- ▶ Buddy Sessions
- ▶ Book Week Parade
- ▶ Easter Hat Parade
- ▶ Dance Group

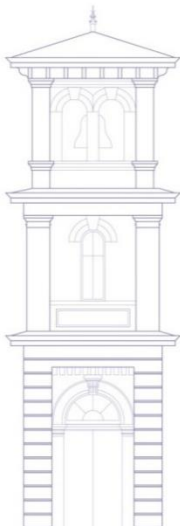


Bell Times

- ▶ **8.30am:** A teacher supervises students on Area 5 playground
Students are not to arrive before 8.30am
- ▶ **8.40am:** Bell rings and teachers are on duty
- ▶ **9am:** School starts
- ▶ **11-11.25am:** Recess
- ▶ **1.10-1.20pm:** Supervised eating time
- ▶ **1.20-2pm:** Play time
- ▶ **3pm:** School finishes (Years 1 to 6)

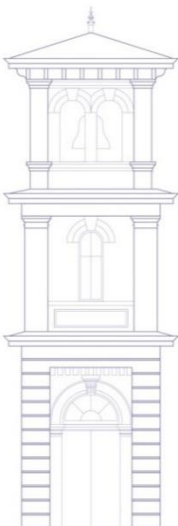


Students should leave the school grounds promptly at 3pm



Kindergarten Dismissal Times

- ▶ Term 1: **for the month of February** - pick up children at 2.30pm from their classroom
- ▶ For the rest of the year pick up children at 2.50pm



What food to bring to school

▶ Crunch and Sip

▶ Recess

▶ Lunch

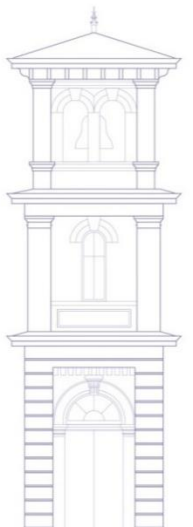
▶ Water



▶ It is very important for children not to share food because of allergies and Anaphylaxis

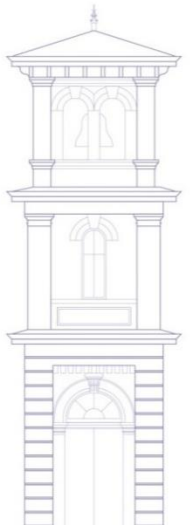

▶ You can also order lunch from

▶ the canteen



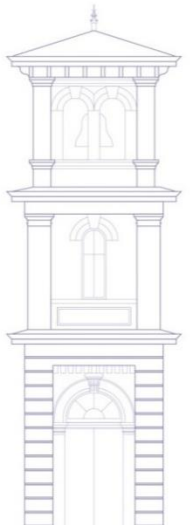
Playground Expectations

- ▶ Eat food independently and within lunch time
- ▶ Be responsible for personal property
- ▶ Play within boundaries of Area 1
- ▶ Play safely and cooperatively
- ▶ Share equipment
- ▶ Go to the toilet independently



Classroom Expectations

- ▶ Sit on the floor
- ▶ Listen and follow one instruction
- ▶ Hold a pencil to write and draw
- ▶ Write first name
- ▶ Share equipment

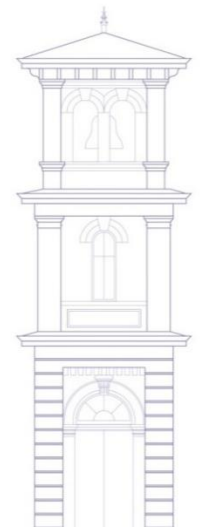


Preparing For The Big Day













































Before school starts:

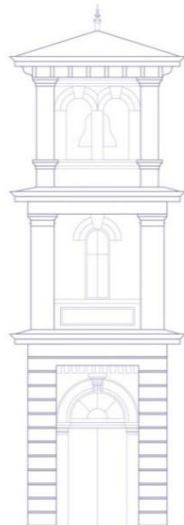
- ▶ Try on uniform and shoes
- ▶ Make sure your child's name is on **everything**
- ▶ Let your child practise carrying their school bag
- ▶ Encourage your child to go to the toilet by themselves
- ▶ Reassure your child that someone will be at school to pick them up each day
- ▶ Practise writing your child's name

Max Ford



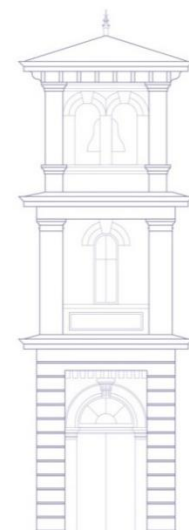
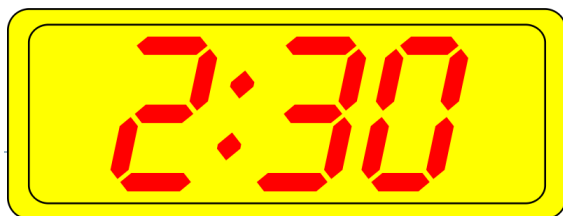
Preparing For The Big Day

Countdown to Kindergarten 2025		 HURSTVILLE PUBLIC SCHOOL <i>Where success matters</i>				
Monday	Tuesday	Wednesday	Thursday	Friday	Saturday	Sunday
30 December Find 1 orange object in your home. 	31 December Happy New Year! 	1 January Wear your school hat when you play outside. 	2 January Write your name in lots of different colours. 	3 January Count the fruit in your fruit bowl. 1 2 3 4 5 6 7 8 9 10 	4 January Sing the alphabet with mum or dad. a b c d e f g h i j k l m n o p q r s t u v w x y z 	5 January Read a book with mum or dad. 
6 January Go outside with your friends and throw, catch or roll a ball. 	7 January Draw a circle, square and triangle. 	8 January Do you know how to get a drink from a bubbler? 	9 January Play a game of "Duck, Duck, Goose". 	10 January Practise opening and closing your lunch box. 	11 January Find 2 red objects in your home. 	12 January Start wearing your new school shoes a little bit each day. 
13 January How old are you? Write the number in lots of colours. 	14 January Eat your morning tea and lunch out of your lunch box. 	15 January Find 3 green objects in your home. 	16 January  Find your name on all of your new school clothes. 	17 January Which hand do you use to: Brush your teeth Hold a fork Throw a ball Draw a picture? 	18 January Write your name using your favourite colour. 	19 January Go outside with your friend and throw, catch or roll a ball. 
20 January Draw a rainbow with lots of colours. 	21 January Can you make different shapes with playdough? 	22 January Practise putting your lunch box in your bag. 	23 January Find 4 blue objects in your home. 	24 January Draw a colourful picture. 	25 January Check that your water bottle has your name on it. 	26 January Happy Australia Day. Play with your friends today. 
27 January Draw a picture of your family. 	28 January Practise going to the toilet by yourself. 	29 January Write your name in lots of different colours. 	30 January Eat your morning tea and lunch out of your lunch box. 	31 January Read a book with mum or dad. 	1 February Find 5 purple objects in your home. 	2 February Try putting your shoes on yourself! 
3 February Pack your bag so you are ready for school. 	4 February Best Start Interviews. Check your note for your time. 	5 February Best Start Interviews. Check your note for your time. 	6 February Best Start Interviews. Check your note for your time. 	7 February School starts today! 	8 February Play with your friends today. 	9 February School again tomorrow! ALL HERE 



What To Do When The BIG Day Arrives

- ▶ It is important to arrive at the correct time indicated in your letter
- ▶ Smile – try not to let your child see that you are anxious
- ▶ Take your child to their classroom, reassure them, hug and kiss them, and then say goodbye
- ▶ Be on time to pick up your child in the afternoon



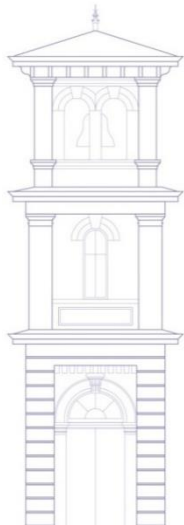
Positive Behaviour for Learning (PBL)

- ▶ PBL is an evidence based whole school process to improve learning outcomes for all students
- ▶ PBL establishes strong school-wide universal systems that promote early intervention and the teaching of social-emotional skills
- ▶ PBL provides a framework for the school and its community to collectively support the wellbeing of every student
- ▶ Our school expectations are




Hurstville Public School

Respectful Responsible Learners



Awards

Front



**VALUES IN ACTION
AWARD
FOR
RESPONSIBILITY**

Name

Teacher
Date

Back

**VALUES IN ACTION
RESPONSIBILITY**

*We make safe and sensible choices within our school community.
This includes:*

- Following school rules
- Being considerate of the needs and feelings of others
- Actively contributing to class and school activities
- Working with others to achieve goals and solve problems
- Being honest and trustworthy
- Taking care of the playground and school equipment

Teacher to initial when traded _____

Front



**VALUES IN ACTION
AWARD
FOR
RESPECT**

Name

Teacher
Date

Back


**VALUES IN ACTION
RESPECT**

*We demonstrate acceptance and value differences within our school community.
This includes:*

- Displaying good manners
- Treating people with courtesy and kindness
- Taking turns and listening to others
- Displaying good sportsmanship
- Accepting other people, their backgrounds and opinions
- Taking pride by wearing full school uniform

Teacher to initial when traded _____

Front



**VALUES IN ACTION
AWARD
FOR
LEARNING**

Name

Teacher
Date

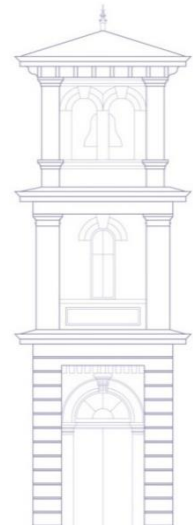
Back

**VALUES IN ACTION
LEARNING**

*We always strive for excellence, aiming high and contributing to the school in a positive way.
This includes:*

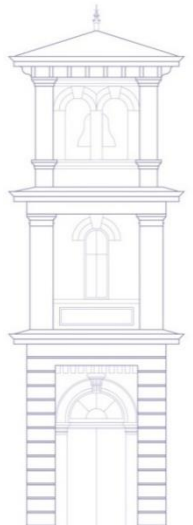
- Achieving and maintaining high learning expectations
- Working cooperatively in groups
- Striving to achieve your personal best
- Challenging yourself and showing initiative
- Being an independent worker
- Having a go and not being afraid to make mistakes

Teacher to initial when traded _____



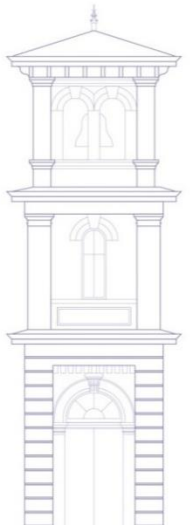
Awards

- ▶ **5 Values in Action Awards = Bronze Award**
 - **5 Bronze Awards = Silver Award**
 - **2 Silver Awards = Gold Award**
 - **2 Gold Awards = Medal**
- **1 Blue Recognition Award is also given out each week (separate to our Values in Action Awards)**



Next Session – Thursday 14 November

- ▶ Best Start Assessment
- ▶ Literacy
- ▶ Numeracy



Questions

