

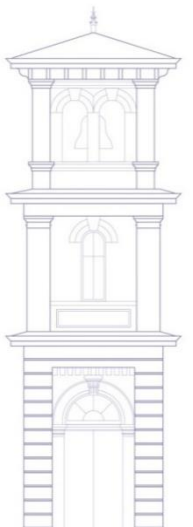


Kindergarten Transition

Parent Information Session 1 1 November 2022

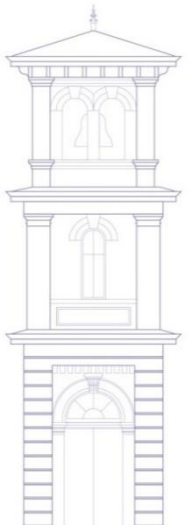
Kindergarten 2023

Hurstville Public School
Respectful Responsible Learners



Transition Program

- ▶ Transition Visit 1: Tuesday 1 November 2022
- ▶ Transition Visit 2: Tuesday 8 November 2022
- ▶ Transition Visit 3: Tuesday 15 November 2022



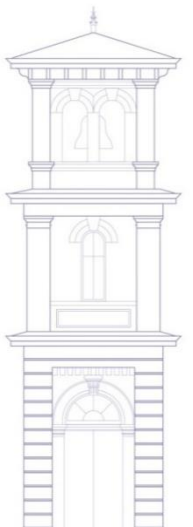
Partners In Learning

- ▶ Beginning of a wonderful partnership between home and school
- ▶ It is important to share information with the school about your child

This may include:

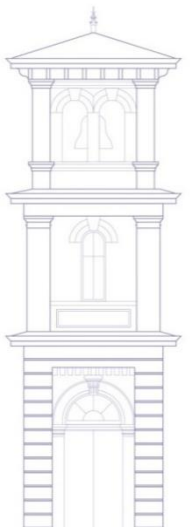
- ❖ Medical information, such as allergies or asthma
- ❖ Change in address, phone number or custody arrangements – advise office in writing
- ❖ Any special needs or requirements
- ❖ Any changes to daily routines

**The more we know, the better we can
accommodate for your child.**



Communication With The School

- ▶ Talk to your child's teacher on a regular basis
- ▶ Check your child's school bag daily for any notes
- ▶ Belltower (school newsletter)
- ▶ School Enews
- ▶ School Website
- ▶ Term Overviews
- ▶ Meet The Teacher Evening
- ▶ Formal Parent/Teacher Interviews once a year
- ▶ Reports sent home twice a year



Attendance

- ▶ Change in pick up arrangements – please advise the teacher
- ▶ Late arrivals and early leavers – must go to the school office first
- ▶ Sick children – keep at home and send absent note the next day
- ▶ If you are planning a holiday, please see the office to fill in a leave form



Attendance

- ▶ It is very important to provide an explanation for your child's absence.




EVERY DAY COUNTS....


A day here or there doesn't seem like much, but...

When your child misses just...	that equals...	which is...	and therefore, from Kindy to Year 12, that is...	This means that the best your child can achieve is...
1 day each fortnight	20 days per year	4 weeks per year	Nearly 1 ½ a years of school	Equal to finishing Year 11
1 day a week	40 days per year	8 weeks per year	Over 2 ½ years of school	Equal to finishing Year 10
2 days a week	80 days per year	16 weeks per year	Over 5 years of learning	Equal to finishing Year 7
3 days a week	120 days per year	24 weeks per year	Nearly 8 years of learning	Equal to finishing Year 4

Give your child every chance to succeed...

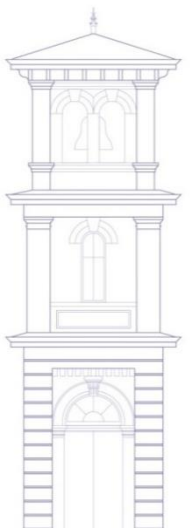
Every day counts!





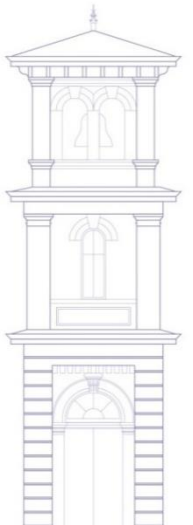
Making Our School Safe

- ▶ Gates are locked between 9.30am and 2.30pm. Use Forest Road gate for entry during this time.
- ▶ There are parent toilets located in the library. Please do not use the toilets in the playgrounds.
- ▶ Visitor's badge – if you are visiting or helping in the classroom during school hours, you must get a visitor's badge from the office.



Parent and Community Involvement

- ▶ Volunteer in your child's classroom
- ▶ Share any skills or expertise
- ▶ Join the P & C
- ▶ Parent and Community Workshops
- ▶ Parent Surveys – provide feedback to the school
- ▶ Visit the school for special events, such as Education Day or Presentation Day
- ▶ Talk to your child about their school day
- ▶ Listen to your child read or help them with their homework



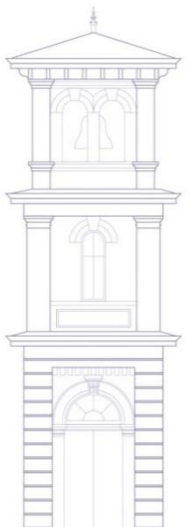
School Uniform

- ▶ Available from My School Wear Shop, located at 2/299 Forest Road, Hurstville or www.myschoolwearshop.com.au



Before and After School Care

- ▶ Located in Gym Block
- ▶ Provides morning (7am to 9am) and afternoon (3pm to 6pm) care
- ▶ Vacation care is available in the school holidays
- ▶ For more information please call Kingsgrove Community Aid Centre on **91507823**
- ▶ Brochures can be found in the Kindergarten information folders



Learning Areas



- ▶ English
- ▶ Mathematics
- ▶ History and Geography
- ▶ Science and Technology
- ▶ Personal Development, Health and Physical Education
- ▶ Creative and Performing Arts
- ▶ **Contemporary Learning**, including Communication, Collaboration, Critical Reflection and Creativity



4C Transformative Learning: What are the 4Cs?

At Hurstville Public School, we recognise that the 4Cs - **communication, collaboration, critical reflection and creativity** - are the foundations of lifelong learning.

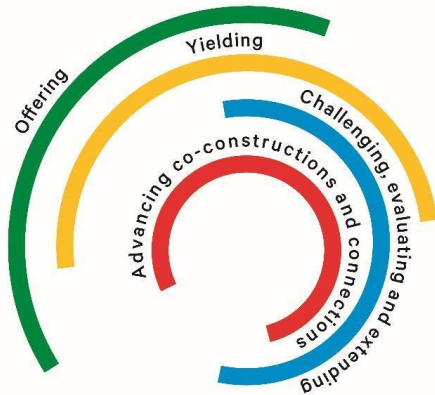
The 4Cs assist us to engage in deep learning, establish connections and develop solutions. They support us in approaching real world settings and solving real world problems.



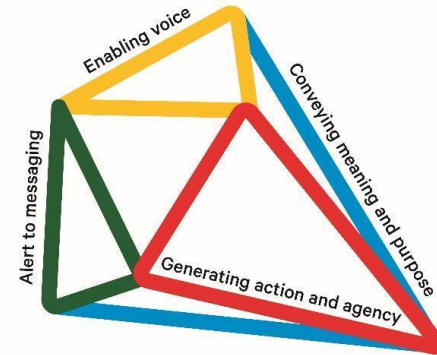
4 Coherence Makers



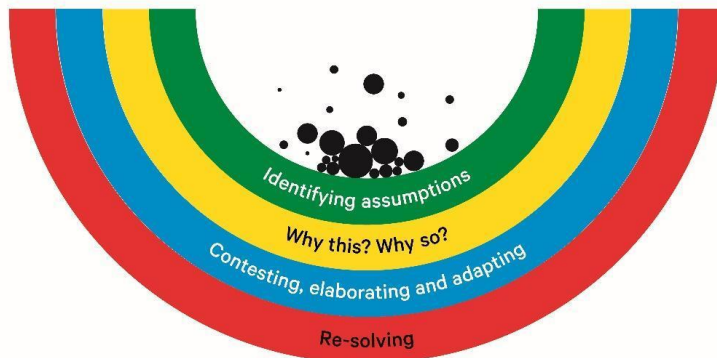
Collaboration Circles



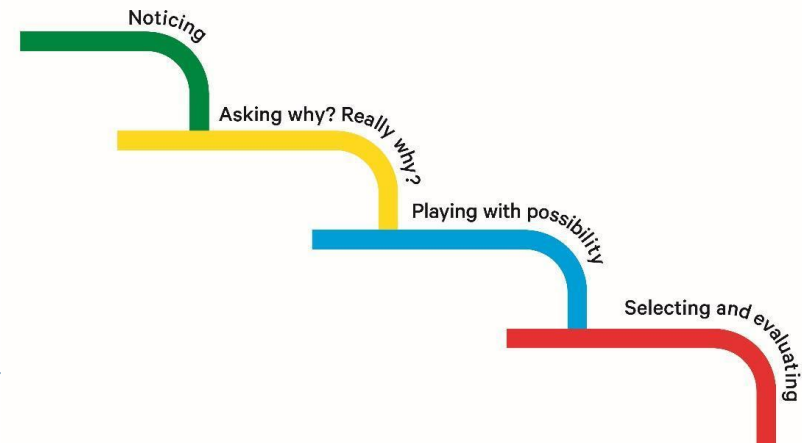
Communication Crystal



Critical Reflection Crucible



Creativity Cascade

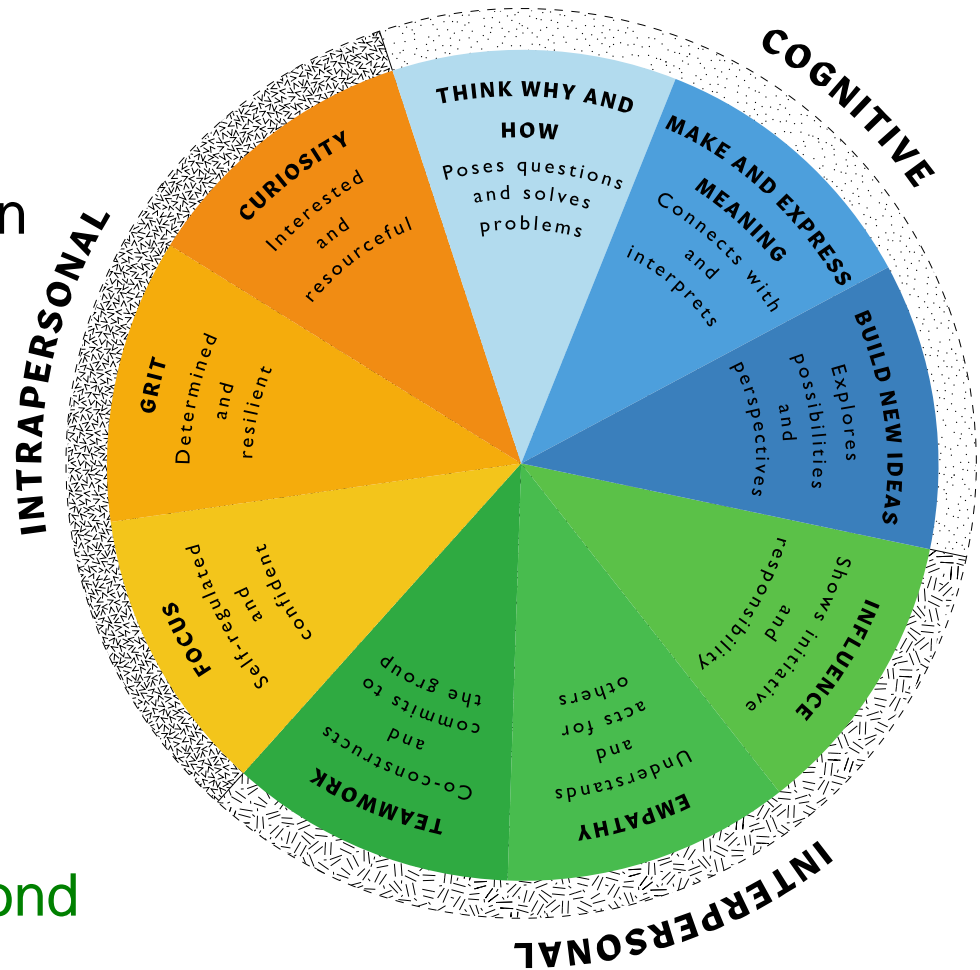


4C Transformative Learning: Learning Disposition Wheel



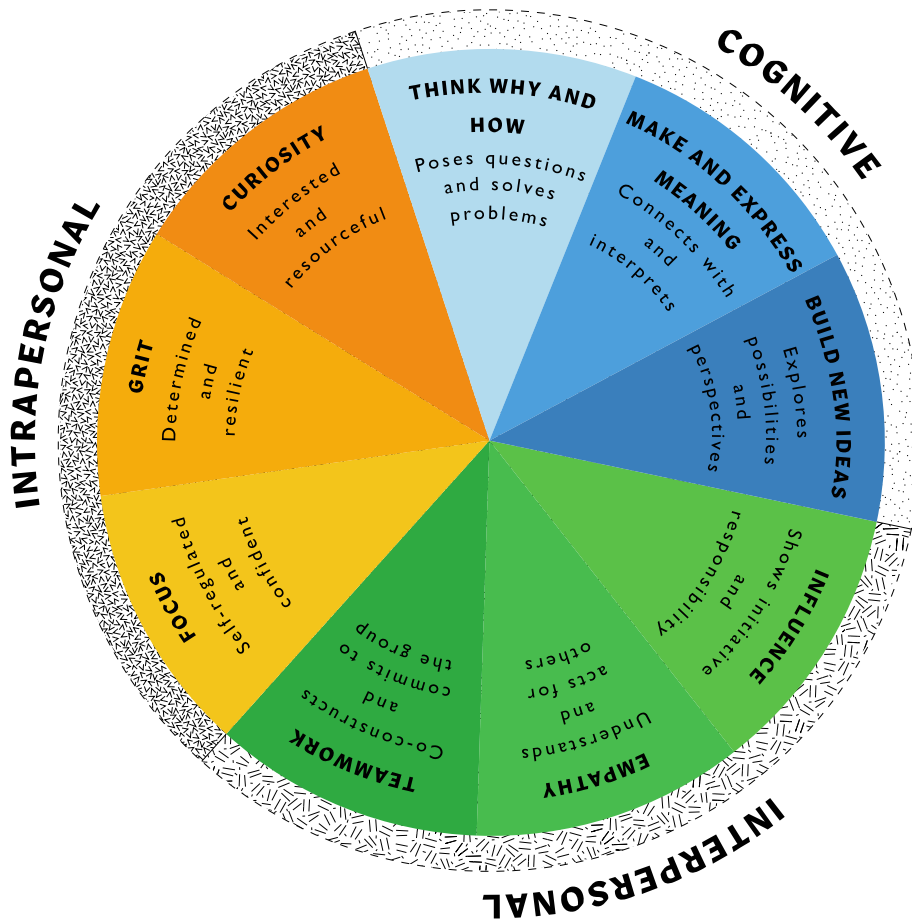
The Learning Disposition Wheel has also been an integral part of our Transforming Schools journey. The Learning Disposition Wheel contains three interdependent domains:

- ▶ **Cognition**- the ability to think and reason
- ▶ **Intrapersonal**- the capacity to manage emotions and achieve goals
- ▶ **Interpersonal**- the capacity to express, interpret and respond to messaging from others



Learning Disposition Wheel

Cognition: the ability to think and reason



THINK HOW AND WHY

- ▶ To solve problems and ask questions like why and how?

MAKE AND EXPRESS MEANING

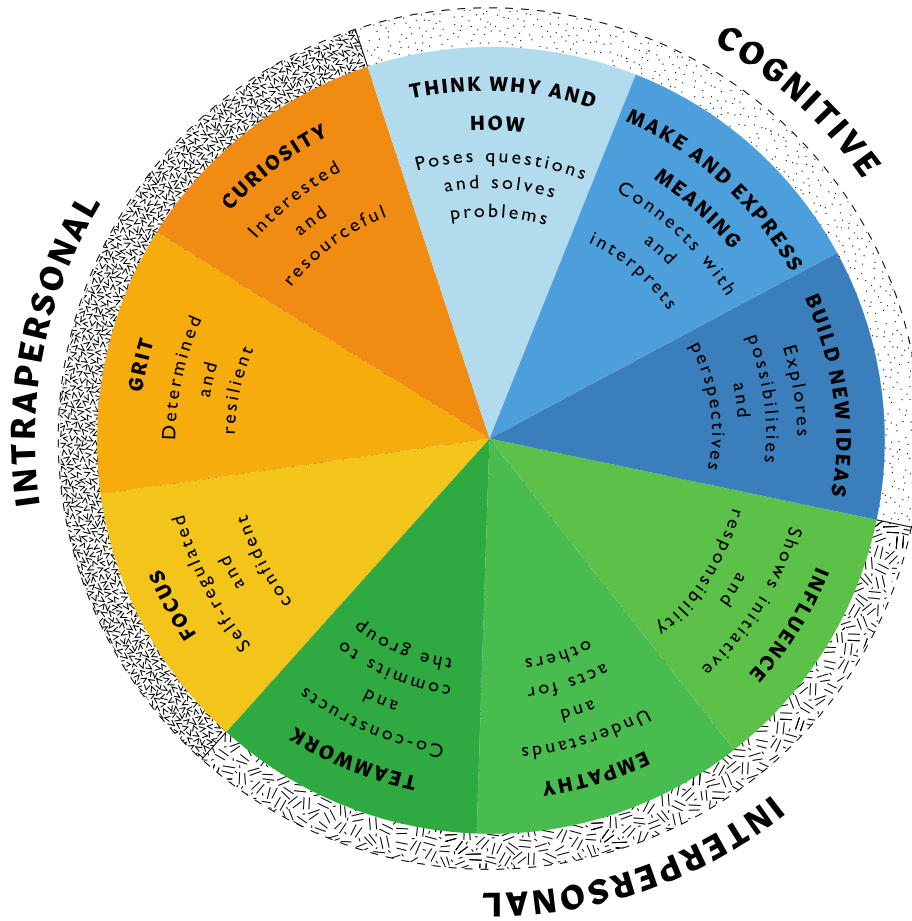
- ▶ How do you interpret and understand what you are learning, how do you explain new ideas?

BUILD NEW IDEAS

- ▶ How can you explore possibilities and perspectives, be open minded and listen to all voices?

Learning Disposition Wheel

Intrapersonal: the capacity to manage emotions and achieve goals



FOCUS

- ▶ To be confident, self-controlled & calm

GRIT

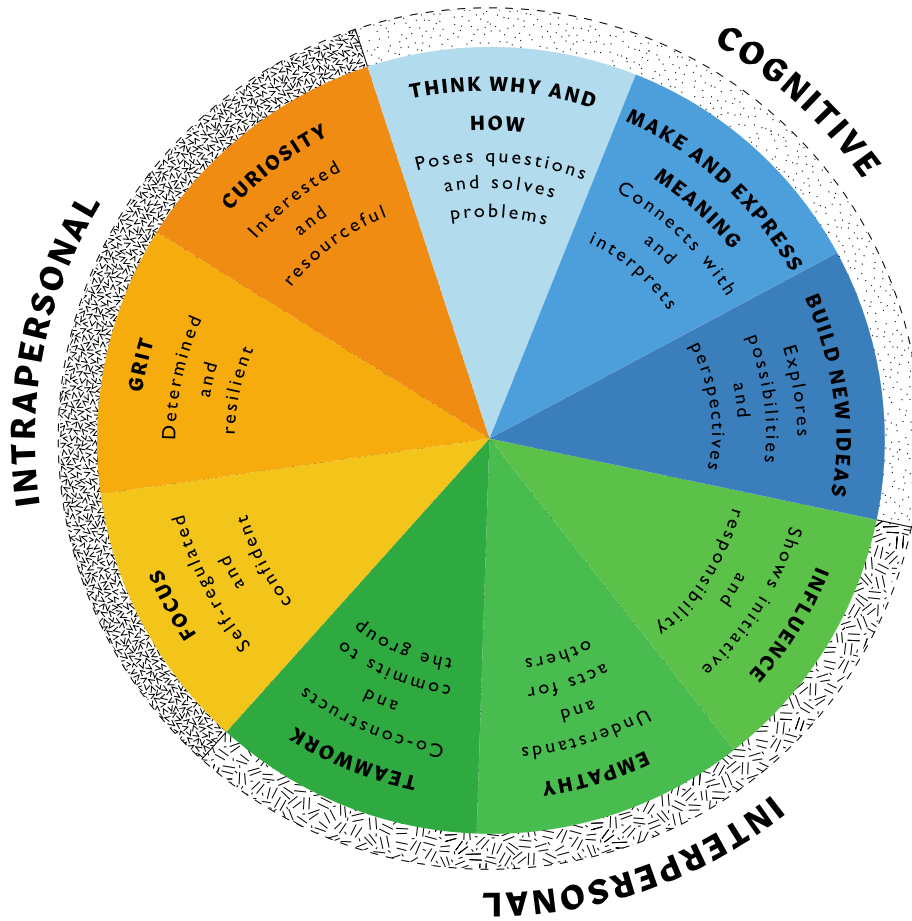
- ▶ To be hard working, resilient, determined and never give up

CURIOSITY

- ▶ To be interested, curious and always wanting to learn more

Learning Disposition Wheel

Interpersonal: the capacity to express, interpret and respond to messaging from others



INFLUENCE

- ▶ Showing initiative and being responsible

EMPATHY

- ▶ What does it feel like to walk in someone's shoes, to understand and act for others

TEAMWORK

- ▶ Work together as a team to co-construct, sharing ideas, listen and take turns

What does 4C Transformational learning look like at HPS?



What does 4C Transformational learning look like at HPS?



Kindergarten Extra Curricula Activities

- ▶ Kindergarten Assemblies
- ▶ Public Speaking Competition
- ▶ Excursions
- ▶ Buddy Sessions
- ▶ Book Week Parade
- ▶ Dance Group
- ▶ Cultural Performances

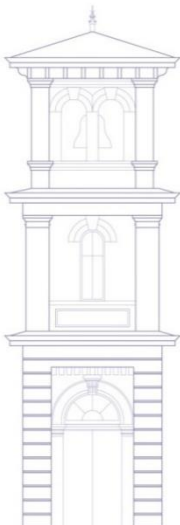


Bell Times

- ▶ **8.30am:** A teacher supervises students on Area 5 playground. Students are not to arrive before 8.30am.
- ▶ **8.40am:** Bell rings and teachers are on duty
- ▶ **9am:** School Starts
- ▶ **11-11.25am:** Recess
- ▶ **1.10-1.20pm:** Supervised Eating Time
- ▶ **1.20-2pm:** Play Time
- ▶ **3pm:** School Finishes (Years 1 to 6)

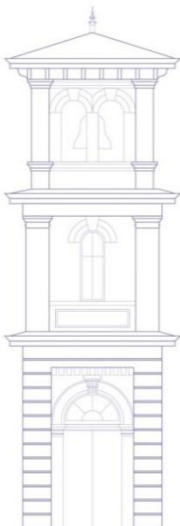


Students should leave the school grounds promptly at 3pm



Kindergarten Dismissal Times

- ▶ Term 1: first three weeks - pick up children at 2.30pm from their classroom
- ▶ For the rest of the year pick up children at 2.50pm



What food to bring to school

▶ Crunch and Sip

▶ Recess

▶ Lunch

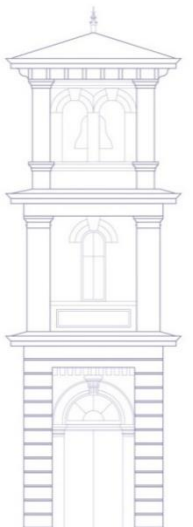
▶ Water



▶ It is very important for children not to share food because of allergies and Anaphylaxis

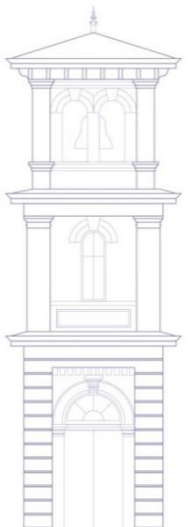

▶ You can also order lunch from

▶ the canteen



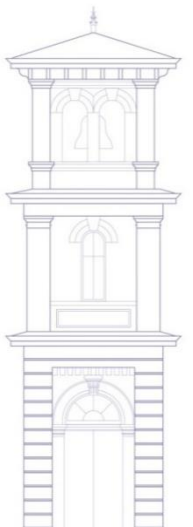
Playground Expectations

- ▶ Eat food independently and within lunch time
- ▶ Be responsible for personal property
- ▶ Play within boundaries of Area 1
- ▶ Play safely and cooperatively
- ▶ Share equipment
- ▶ Go to the toilet independently



Classroom Expectations

- ▶ Sit on the floor
- ▶ Listen and follow one instruction
- ▶ Hold a pencil to write and draw
- ▶ Share equipment

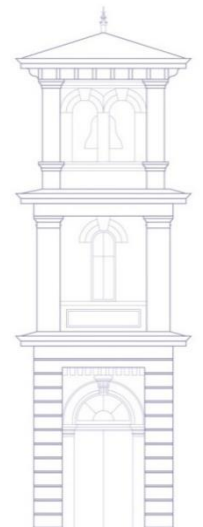


Preparing For The Big Day





























Before school starts:

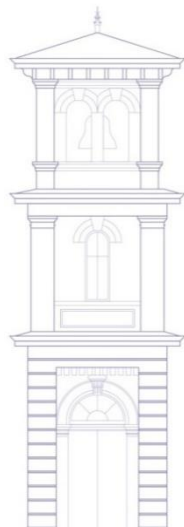
- ▶ Try on uniform and shoes
- ▶ Make sure your child's name is on **everything**
- ▶ Let your child practise carrying their school bag
- ▶ Encourage your child to go to the toilet by themselves
- ▶ Reassure your child that someone will be at school to pick them up each day
- ▶ Practise writing your child's name

Max Ford



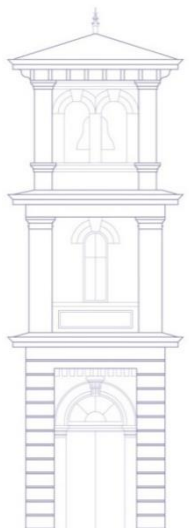
Preparing For The Big Day

<div style="display: flex; justify-content: space-between; align-items: center;"> <div style="text-align: center;"> <h2 style="color: #0070C0;">Countdown to Kindergarten 2023</h2> </div> <div style="text-align: center;">  <p>HURSTVILLE PUBLIC SCHOOL <i>Where success matters</i></p> </div> </div>						
Monday	Tuesday	Wednesday	Thursday	Friday	Saturday	Sunday
26 December Draw a colourful picture. 	27 December Find 1 orange object in your home. 	28 December Wear your school hat when you play outside. 	29 December Write your name in lots of different colours. 	30 December Count the fruit in your fruit bowl. 1 2 3 4 5 6 7 8 9 10	31 December Happy New Year! 	1 January Read a book with mum or dad. 
2 January Go outside with your friend and throw, catch or roll a ball. 	3 January Draw a circle, square and triangle. 	4 January Do you know how to get a drink from a bubbler? 	5 January Play a game of 'Duck, Duck, Goose'. 	6 January Practise opening and closing your lunch box. 	7 January Find 2 red objects in your home. 	8 January Start wearing your new school shoes a little bit each day. 
9 January How old are you? Write the number in lots of colours. 	10 January Eat your morning tea and lunch out of your lunch box. 	11 January Find 3 green objects in your home. 	12 January <div style="border: 1px solid red; padding: 2px; display: inline-block;">Max Ford</div> Find your name on all of your new school clothes. 	13 January Which hand do you use to: Brush your teeth Hold a fork Throw a ball Draw a picture 	14 January Write your name using your favourite colour. 	15 January Go outside with your friend and throw, catch or roll a ball. 
16 January What letter does your name start with? 	17 January Can you make different shapes with playdough. 	18 January Practise putting your lunch box in your bag. 	19 January Find 4 blue objects in your home. 	20 January Draw a rainbow with lots of colours. 	21 January Check that your water bottle has your name on it. 	22 January Read a book with mum or dad. 
23 January Draw a picture of your family. 	24 January Play with your friends today. 	25 January Write your name in lots of different colours. 	26 January Happy Australia Day. Play with your friends today. 	27 January Put on your school uniform. 	28 January Practise opening and closing your drink bottle. Have a sip of water! 	29 January Try putting your shoes on yourself! 
30 January Practise going to the toilet by yourself. 	31 January Best Start Interviews. Check your note for your time. 	1 February Best Start Interviews. Check your note for your time. 	2 February Best Start Interviews. Check your note for your time. 	3 February Sing the alphabet with mum or dad. a b c d e f g h i j k l m n o p q r s t u v w x y z	4 February Pack your bag so you are ready for school. 	5 February School starts Tomorrow! 



What To Do When The BIG Day Arrives

- ▶ It is important to arrive at the correct time indicated in your letter
- ▶ Smile – try not to let your child see that you are anxious
- ▶ Take your child to their classroom, reassure them, hug and kiss them, and then say goodbye
- ▶ Be on time to pick up your child in the afternoon

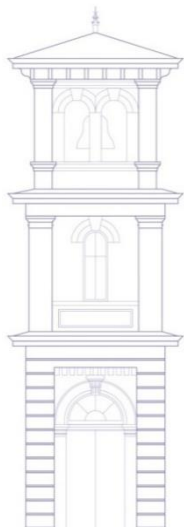


Positive Behaviour for Learning (PBL)


- ▶ PBL is an evidence based whole school process to improve learning outcomes for all students
- ▶ PBL establishes strong school-wide universal systems that promote early intervention and the teaching of social-emotional skills
- ▶ PBL provides a framework for the school and its community to collectively support the wellbeing of every student
- ▶ Our school expectations are




Hurstville Public School
Respectful Responsible Learners

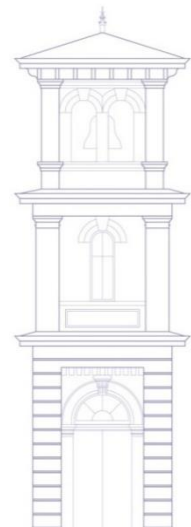


Awards

Front	Back
 VALUES IN ACTION AWARD FOR RESPONSIBILITY <hr/> Name <hr/> Teacher Date	VALUES IN ACTION RESPONSIBILITY <i>We make safe and sensible choices within our school community. This includes:</i> <ul style="list-style-type: none"> <input type="checkbox"/> Following school rules <input type="checkbox"/> Being considerate of the needs and feelings of others <input type="checkbox"/> Actively contributing to class and school activities <input type="checkbox"/> Working with others to achieve goals and solve problems <input type="checkbox"/> Being honest and trustworthy <input type="checkbox"/> Taking care of the playground and school equipment Teacher to initial when traded _____

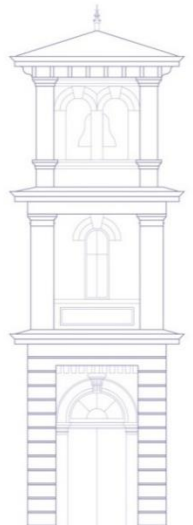
Front	Back
 VALUES IN ACTION AWARD FOR RESPECT <hr/> Name <hr/> Teacher Date	VALUES IN ACTION RESPECT <i>We demonstrate acceptance and value differences within our school community. This includes:</i> <ul style="list-style-type: none"> <input type="checkbox"/> Displaying good manners <input type="checkbox"/> Treating people with courtesy and kindness <input type="checkbox"/> Taking turns and listening to others <input type="checkbox"/> Displaying good sportsmanship <input type="checkbox"/> Accepting other people, their backgrounds and opinions <input type="checkbox"/> Taking pride by wearing full school uniform Teacher to initial when traded _____

Front	Back
 VALUES IN ACTION AWARD FOR LEARNING <hr/> Name <hr/> Teacher Date	VALUES IN ACTION LEARNING <i>We always strive for excellence, aiming high and contributing to the school in a positive way. This includes:</i> <ul style="list-style-type: none"> <input type="checkbox"/> Achieving and maintaining high learning expectations <input type="checkbox"/> Working cooperatively in groups <input type="checkbox"/> Striving to achieve your personal best <input type="checkbox"/> Challenging yourself and showing initiative <input type="checkbox"/> Being an independent worker <input type="checkbox"/> Having a go and not being afraid to make mistakes Teacher to initial when traded _____



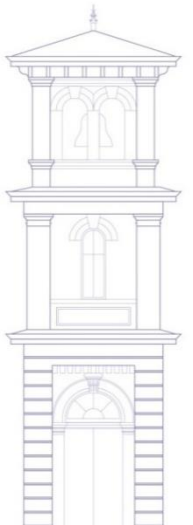
Awards

- ▶ **5 Values in Action Awards = Bronze Award**
 - **5 Bronze Awards = Silver Award**
 - **2 Silver Awards = Gold Award**
 - **2 Gold Awards = Medal**
- ▶ **1 Blue Recognition Award is also given out each week (separate to our Values in Action Awards)**



Next Week's Session

- ▶ Best Start Assessment
- ▶ Literacy
- ▶ Numeracy



Questions

