



Education



**HURSTVILLE
PUBLIC SCHOOL**

Where success matters

Kindergarten Parent Information Night

Please sign in and sit at
your child's desk

- ✓ Bag
- ✓ Hat
- ✓ Lunch Box: 'crunch & sip', recess, lunch and a drink
- ✓ Home Reader every day
- ✓ Homework on Friday
- ✓ Jumper
- ✓ Spare underwear and socks

***Please ensure that all equipment is clearly labelled
with your child's name.***

What to bring?

10.00 a.m. - Crunch and sip
Sliced fruit or vegetables and water.

11.00 a.m. – Recess
Snack and drink.

1.10 p.m. - Lunch
Sandwich/rice/noodles/sushi and drink.

Food

We request that your child's lunch is nut free as we have children in Kindergarten with severe nut allergies.



Anaphylaxis

- ✓ 2 boxes of tissues
- ✓ 1 pump hand soap
- ✓ 1 paint Smock

Please ensure that all equipment is clearly labelled with your child's name.

Equipment Needed

Thank you to everyone who has purchased textbooks.

A note will be sent home to those parents who have not paid.

Textbooks

- ✓ English
- ✓ Mathematics
- ✓ Science and Technology
- ✓ History and Geography
- ✓ Personal Development, Health and Physical Education
- ✓ Creative Arts

Learning Areas

Speaking & Listening: There are lots of opportunities for students to speak in the classroom. News will start next week where students have set topics.

Reading and Viewing: Guided, independent and shared reading.

Writing and Representing: Modelled writing sessions that integrate spelling, grammar and handwriting.

The EAL/D teachers will support classes 3 times a week for writing.

English

Students will focus on the number strand and another strand each week.

Working Mathematically: Integral part of all of the strands.

Number: Whole number, addition, subtraction, multiplication, division, chance, fraction.

Patterns & Algebra

Data

Measurement: Length, area, volume & capacity, mass and time.

Space & Geometry: 3D, 2D and position.

Mathematics

History: Terms 1 and 2
Geography: Terms 3 and 4

Units can be found on the
information sheet

History and Geography

Science is taught each term.
Units can be found on the
information sheet

There are lots of opportunities for
students to use technology at
school.

Science and Technology

Kindergarten will participate in:

Visual Arts

Music

Drama

Dance

Creative and Practical Arts

Kindergarten will participate in:

Sport – fundamental movement skills

Fitness activities

Aerobics

Health lessons

Drug Safety

Road Safety

Child Protection

**Personal Development, Health
and Physical Education**

- ✓ Best Start Assessment Report Term 1
- ✓ Parent Teacher Interview (at the end of Term 1)
- ✓ Formal written report Term 2 and Term 4

Please feel free to make an appointment if there is something you need to talk about

Assessment and Reporting

Starting date: Week 6, Term 1

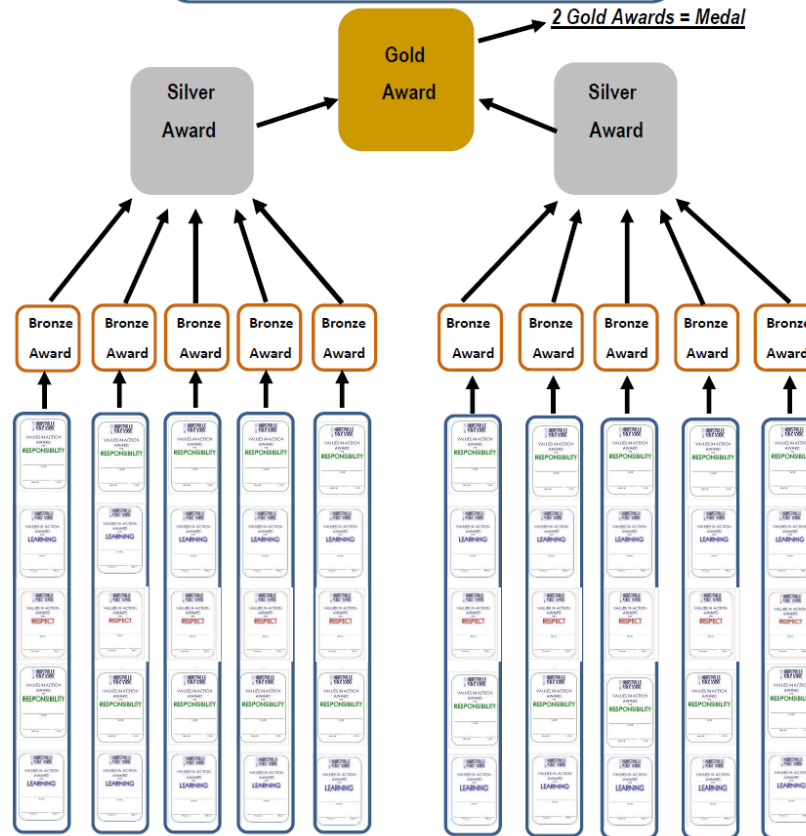
- ✓ Home Reading
- ✓ Camera words
- ✓ Sound words
- ✓ Revision of sounds
- ✓ News

Kindergarten Homework

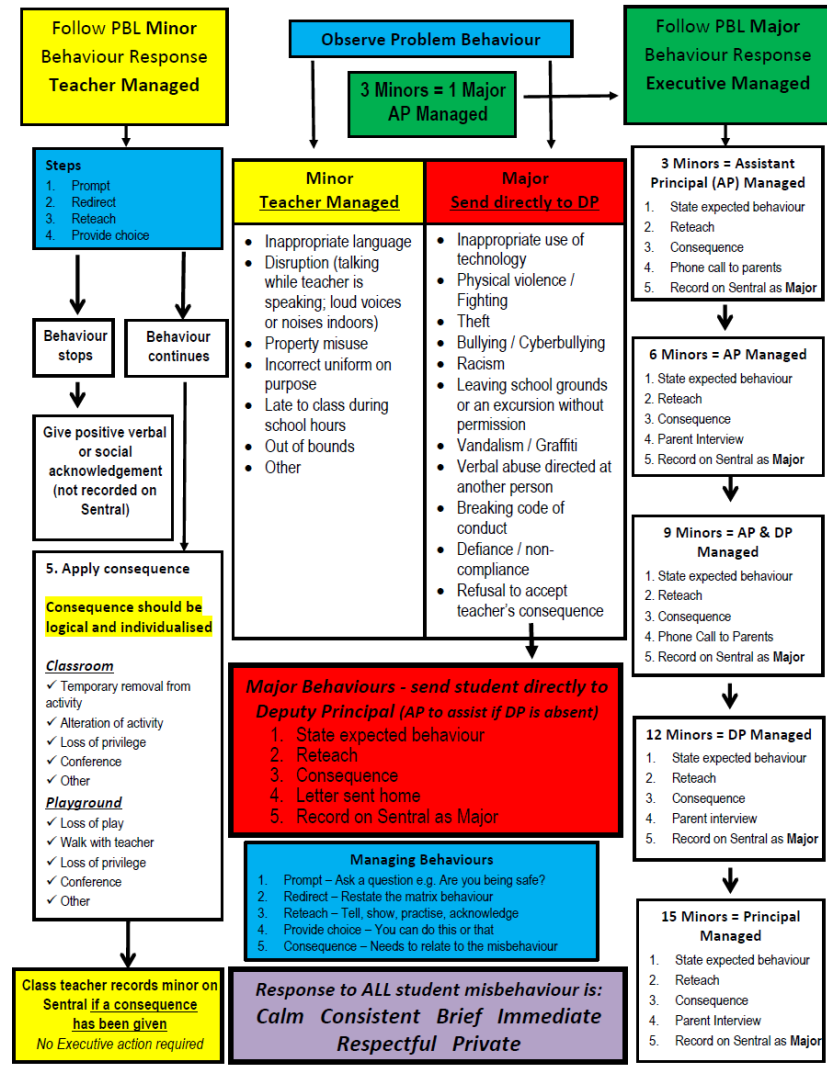
- ✓ Verbal praise
- ✓ Stickers
- ✓ Two Values in Action Awards a day
- ✓ One Recognition award a week

Student Reward System

Our award system is as follows:
 5 Values in Action Awards (mixture) = 1 Bronze Award
 5 Bronze Awards = 1 Silver Award
 2 Silver Awards = 1 Gold Award
 2 Gold Awards = Medal



A mixture of five Values in Action Awards = One Bronze



If your child has a medical condition please make an appointment with the class teacher early in Term 1 to ensure that they have all up-to-date information and procedures on how to manage your child's condition.

Medical conditions include Anaphylaxis, allergies, Asthma, Epilepsy, Diabetes and all other medical conditions which have been diagnosed by a doctor.

It is vital that you meet with your child's teacher every year to ensure accurate exchange of information.

Any medications sent to school must be handed in through the school office and labelled with your child's name and date of birth.

Students may carry Asthma relievers (puffers such as Ventolin) in their bags or the classroom. Epipens are kept in the child's classroom. All other student medication is stored in the sick bay.

Health

Once a child is enrolled, they are required by law to attend school each day.

Some points to be aware of:

- If a child arrives **late**, it is recorded as a partial absence and must be explained by parents. This is recorded at the front office.
- If your child is absent for the whole day it is recorded as either **justified** or **unjustified**.
- **Justified absences** are sickness, having an unavoidable medical appointment, attending a recognised religious holiday or exceptional or urgent family circumstances.
- An **explanation** for an absence, either verbal or written, **must** be provided within **7 days**.

Attendance

- Explanations may be declined if it is felt the absence is not in the best interest of your child or they do not meet the accepted reasons. **The absence will be recorded as unjustified.**
- Frequent or long term absences due to illness require a **medical certificate.**

Families are encouraged to travel during school holidays.

If travel for **6 days or more** during the school term is necessary you are required to complete an Application for Extended Leave. Forms are located at the school office.

This application may not be approved by the Principal if it is not in the best educational interest of your child.

Attendance

- Our school newsletter **The Belltower** is uploaded to our school website each fortnight (even weeks). If you subscribe, it can be sent directly to your email or phone. (See next slide for how to subscribe.)
- Parent notes are also available on our school website – There is a tab across the top – Notes 2017.
- Parent / Teacher interviews will be held late in Term 1. Student Reports will be sent home in Term 2 & Term 4.
- If you have any concerns or questions, make an appointment to see your class teacher. If the issue continues, see the Assistant Principal for your grade.

Home School Communication



SchoolEnews

Schools send free alerts and notes, newsletters, notices, events, news and more to parents.



How to install School Enews

iPhone and iPad Users

- 1) Press App Store icon on your device
- 2) Press Search and type in "Enews"
- 3) Press "Get", the app will download
- 4) Press "Open" and accept "push alerts"
- 5) Search for your school name

Android Users

- 1) Press Play Store icon on your device
- 2) Press magnifying glass and type in "Enews"
- 3) Press "Install", the app will download
- 4) Press "Open"
- 5) Search for your school name

Configure Push Alerts

- 1) Press "Settings / Cog" icon
- 2) Turn off the lists you don't want

Other Smartphones and Tablets

Visit <http://app.schoolenews.com> for more apps

School Enews delivers news directly to parents and students!



Subscribe for Email Updates

- 1) Visit your school website
- 2) Click "School Enews" or "Newsletters & Notes" top heading (might differ slightly)
- 3) Under the "Subscribe" heading, tick on appropriate lists
- 4) Enter in your name and email address.
- 5) Click Subscribe (IMPORTANT: An email will be sent to your email address, you MUST click the "Activate Now" inside this email that is sent to you)

**Home School
Communication**

A note will be sent home this week for you to sign to give permission for the following:

- **Permission to Publish** - This allows teachers to put photos and work samples of your child in the Belltower and on the website. No full names are ever published with these.
- **Online services** – This allows your child to have filtered access to the Department of Education Internet, and to a secure learning portal.

**Permission to Publish
On-line Services**

The office must be notified in writing, if any of your contact details change –

- Home phone number
- Mobile number/s
- Emergency contact details
- Address

Contact Details



**HURSTVILLE
PUBLIC SCHOOL**
Where success matters



Education



Uniform



2/299 Forest Road
Hurstville. 2220
Telephone: 8034 6299

NO HAT, PLAY IN THE SHADE – Hurstville Public School logo hats available at Uniform Shop.

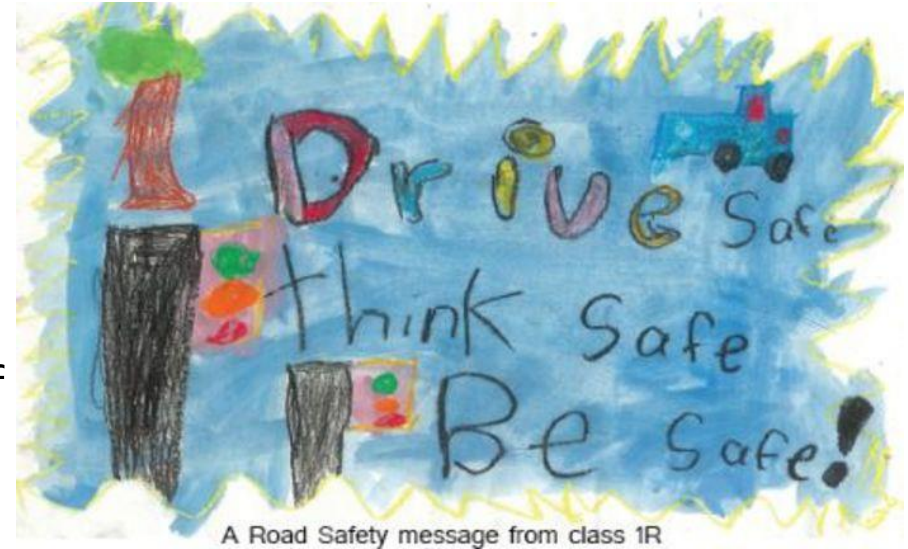
Please make sure all uniform items are fully labelled with the child's first and last name.

Uniform

Please keep our students safe around our school. You can help us do that by:

- Being patient – there are lots of students and parents leaving our school at the end of the day.
- Observing the road rules.
- Holding your child's hand.
- Discussing road safety with your child.
- Watching the video on our school website with your child.

<http://www.hurstville-p.schools.nsw.edu.au/our-school/road-safety>



Road Safety



Education



**HURSTVILLE
PUBLIC SCHOOL**

Where success matters

Kindergarten Parent Information Night