

Monday 9th October, 2017

Dear Parents/Caregivers,

Hurstville Public School thanks you for all of your feedback and survey comments about the Bring Your Own Device (BYOD) initiative. We commend you on supporting this exciting and innovative program. The school recognises the need to prepare our students for a rapidly-changing world, where technology plays a large role in our personal, social and professional lives. Our findings from student consultations have revealed that all of our students want to access devices available to support learning activities in the classroom. Our findings from parent surveys have revealed that all parents feel that technology is important to their child's learning.

The success of this program relies on several factors and we hope that student access to technology, student responsibility and access to the relevant tools (in this case iPad Applications), parental and staff understanding will improve the educational outcomes for our HPS students. We hope to strengthen the link between home and school with the introduction of strategies such as BYOD. Students will take their devices home each afternoon to charge and can share classwork with their parents and family.

We have put together this information package on our BYOD program that will be continued for all Stage 3 students for 2018. We will be supporting iPads as the chosen device. This decision has been made in accordance with our current software and hardware at the school and, in addition to this, our teachers are trained in the use of these devices. We have also noted that 89% of families that completed our BYOD survey stated that they already have an iPad at home.

Our school iPads are currently used across the school and will also be available for students to share during school hours, if they are unable to bring their own iPad.

Our goal is for all students at Hurstville Public School to have equitable access to the technology they need to meet our State and National Outcomes in all Learning Areas, and allowing students to bring their own technology into the classroom is a fantastic way to do so.

Schools in Australia are currently in the middle of a huge curriculum change as we move from syllabus documents provided by each individual state, to an Australian Curriculum. New South Wales has added the changes that have been implemented by our Department of Education so we have the NSW Syllabus for the Australian Curriculum. There are many changes in the new documents but the one that is most notable is the switch from Information Technology and computer use as a separate component to other learning outcomes, to the integration of Information Communication Technology (ICT) into every facet of learning. ICT is now an objective that must be met across every Learning Area and not only must students be able to use technology in these areas but it must be used in a way that promotes 21st Century Learning including: problem solving, communication, collaborating, critical and creative thinking and analysing. Within any learning environment, there are many differing contexts to take into consideration. Web-based learning must have dynamic properties and be active, flexible and adaptive, which is exactly what our new curriculum is asking us to do.

In this information package you will find:

- * An overview of 21st Century Learning
- * Our Hurstville Public School Bring Your Own Device Policy document
- * 'Important Information' for parents including technical specifications, Apps list and Security information and;
- * The ICT student agreement that will need to be returned by Week 5 Term 4, Friday 10th November, 2017.

The Bring Your Own Device (B.Y.O.D) program will be starting Week 3 of Term 1, Monday 12th February, 2018.

Should you require any more information please don't hesitate to contact Ms Bronwyn Daniels or Mrs Rebecca Ingram on 9587 3963.

Ms Bronwyn Daniels
Assistant Principal Stage 2/
Technology Coordinator

Mrs Rebecca Ingram
Deputy Principal (Rel.)

Mr Mark Steed
Principal

Technological Specifications

Students are invited to bring an iPad Air or later or Pro. An iPad mini 2 or later will also be acceptable but is not recommended due to processing power. The CONNECT.IT BYO Device requirements from the Department of Education are below:

Wireless Connectivity

Wireless Connectivity is key to BYOD devices in schools. Devices must support dual band wireless connection.



Operating System

To ensure the latest programs and software are compatible, we recommend the current or previous version of any operating system. Eg. iOS 11 for iPads.



Minimum 5hrs

Devices need to last the school day, we recommend a minimum of 5hrs battery life.

16 GB Storage

To be able to store and process data effectively 16 GB storage is the minimum requirement.



Accessories

Carry case : a carry case or skin is essential in protecting your device and can provide ergonomic advantages.

Insurance: Devices can become lost or be broken easily at school, make sure your policy covers these eventualities.

Lock: Students need to bring a combination padlock to secure their iPads in the lockers provided.



Please take these into consideration when selecting the iPad for your child to bring to school.

Students will be connecting to the internet through the school wireless network. This means that students will log on to a safe DoE, web filtering portal and agree to the terms and conditions of use. It also means that parents will not be paying for internet access whilst students are at school. If you purchase an iPad with 3G/4G capabilities (the iPad has a sim card that allows it to connect to an external wireless network), please ensure this is turned off when the device comes to school.



Bring Your Own Device (BYOD) iPad Important Information 2018

iPad Apps for Stage 3

For Semester 1, students are required to have the following Apps installed on their iPads for school use. All the listed Apps are available through the iTunes App Store. It is essential that you have an iTunes Account to purchase the Apps. Apps can be paid for using a credit card or an iTunes card.

We recommend you search for the name of the app, check the icon and cost is the same as shown below, before you commit to purchasing the App.




In-App Purchases – At times, an app will prompt you to upgrade to a more advanced version. The school does **not** require you to do this. It is your decision whether you wish to upgrade the app.

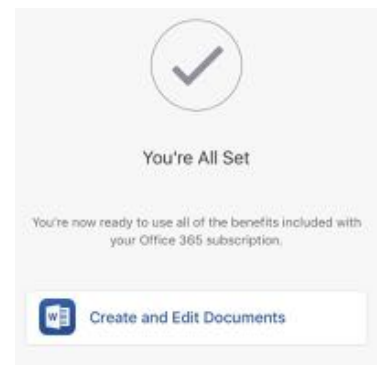
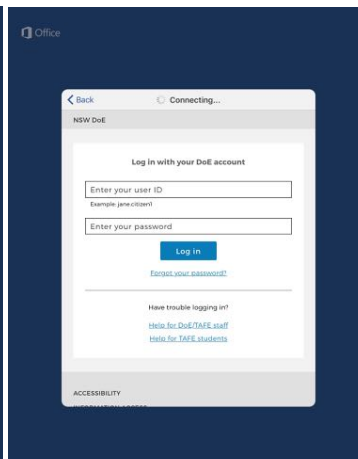
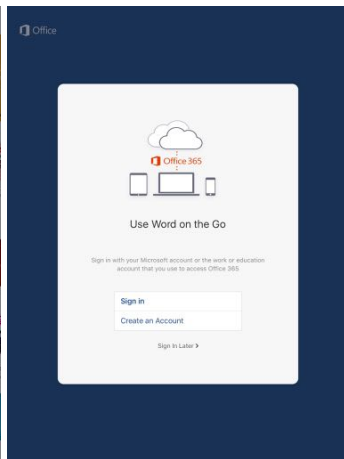
ICON	NAME	CLASSROOM USE	COST
	iMovie	Creating presentations, creative arts, video editing	Free
	Prezi	Presentation and collaboration Software, projects /assignments	Free
	iBooks	PDF Library, Multimodal text viewer	Free
	Story Creator	Multimodal text creator	Free
	Popplet	Brainstorming, planning, collaboration	\$7.99
	GarageBand	Music composition app	Free
	Strip Designer	Create animations and comic strips	\$4.49
	Showbie	File sharing app, which allows the teacher to set assignments and the student to submit work	Free
	Find My iPhone	Security software /GPS tracking	Free
	Hopscotch	Creativity app for designing, coding and publishing	Free
	Scratch Jnr	Coding app to introduce coding and design. Allows students to create animations, games and program robotics.	Free
	Puppet Pals 2	Animation and narration app perfect for online storytelling and presentations. Will be used in the Community Language and Languages program.	Free (Paid version is not necessary)
	Pages	Desktop Publishing	Free
	Numbers	Spreadsheets	Free
	Keynote	Interactive Presentation software	Free

To purchase and download from the iTunes Store, you'll need to have an Apple ID. If you have used other Apple services such as iCloud, or have purchased from the Apple Online Store, you can sign in to the iTunes Store using the same Apple ID. If you don't have an Apple ID, you will need to create one before you can begin using the iTunes Store. For more information on setting up an Apple ID please visit: <https://www.apple.com/au/support/itunes/getstarted/> or speak to your child's class teacher.

Bring Your Own Device (BYOD) iPad Important Information 2018

All students in Department of Education schools have been given free access to the Microsoft Office 365 Suite for up to 5 devices. You must download the apps from the App Store then sign in when prompted (as below) using your Student Portal email address and password. (See instructions below)

ICON	NAME	CLASSROOM USE	COST
	Microsoft Office 365: Word	Word Processing and collaboration software, Text type writing and publishing	Free (DoE Subscription – log in with portal credentials)
	Microsoft Office 365: PowerPoint	Presentation and collaboration software, projects /assignments	Free (DoE Subscription – log in with portal credentials)
	Microsoft Office 365: Excel	Spreadsheet and data collection software	Free (DoE Subscription – log in with portal credentials)



You will then be met with this screen...

Download and open from the Apple App Store

Sign in with Student Portal email eg. `firstname.lastname@education.nsw.gov.au`

Sign into the Student Portal eg. `firstname.lastname@detnsw` and password

Safety and Security

It is strongly recommended that you take out insurance for your child's iPad, however, we are putting many safety and security measures to ensure every precaution is taken whilst students are at school. The school has lockers for every Stage 3 classroom and each student will have their own locker which they will store their iPad.

Students will be required to bring a lock to school similar to the pictures below and have their own unique number code. Under no circumstances are students to share locks, lockers or their number codes. Students will be permitted into their classrooms to ensure iPads are locked away before school and then will be locked away again at Lunch and Recess. iPads will not be permitted in the playground before school or during the students break times.

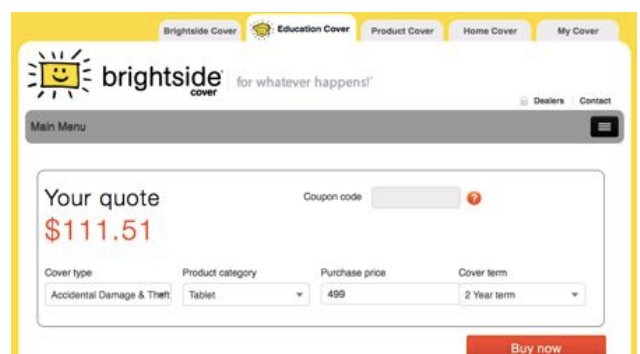


It is a requirement that all iPads be fitted with a cover before they come to school. It is up to individual family as to what protective cover they choose.

iPads will be brought to school Monday through to Friday and will be taken home each night for charging. Students should not have the expectation that they will be able to charge devices at school.

Insurance for your child's iPad

The Department of Education and Communities and Hurstville Public School cannot accept responsibility for lost, stolen or damaged devices. The guidelines for the BYOD program specifically address the risk of students bringing their own devices to school. Below is a quick example quote from August 2017 from one (of several) companies that provide insurance for a two year period against accidental damage or theft. The school does not endorse any preferred company, but suggests you ask your home and contents insurance company first or search on the internet for suitable providers.



Bring Your Own Device (BYOD) iPad : Student Agreement

Hurstville Public School

The Hurstville Public School Bring Your Own Device program aims to improve student learning experiences both in and out of the classroom. Hurstville Public School does so with the expectation that students will make good decisions with regard to their personal use of technology.

Students who wish to take advantage of the BYOD program must read this agreement in the company of an adult. This page is to be signed and returned to the school.

By signing at the bottom of this page students agree to the following behaviours:

- ❖ I agree that my use of the Department's internet will be primarily for learning.
- ❖ I agree to only ever use my own portal/internet log-in details and never share those with others.
- ❖ I agree not to hack or bypass any hardware and software security implemented by the Department or my school.
- ❖ I agree to not use BYOD to knowingly search for, link to, access or send anything that is :
 - Offensive
 - Pornographic
 - Threatening
 - Abusive
 - Defamatory
 - Considered bullying behaviour
- ❖ I agree not to capture or distribute voice recordings, still images or video footage of any person without their permission.
- ❖ I agree to report inappropriate behaviour and material to my teacher.
- ❖ I agree to stay safe by not giving out my personal information to strangers.
- ❖ I understand that my activity on the internet is recorded and these records may be used in investigations, court proceedings or for other legal reasons.
- ❖ I acknowledge that the school cannot be held responsible for any damage to or theft of my device.
- ❖ I agree that use of my device during school activities is at the direction of the teacher.
- ❖ I understand classroom teachers and school executive will ensure that appropriate consequences are put in place for inappropriate student behaviour in relation to use of ICT.
- ❖ I have read the student responsibilities in the BYOD policy in the attached appendix and agree that I will abide by them.



----- ✂ -----

We agree to terms of usage as outlined in the above student agreement.

Please indicate below whether:

- My child will be bringing their own iPad to school (please tick ✓) **OR**
- My child will be sharing a school-owned iPad at school (please tick ✓)

Name of Student: Class:.....

Signature of Student: Date:.....

Name of Parent/Caregiver:

Signature of Parent/Caregiver:..... Date:.....

