

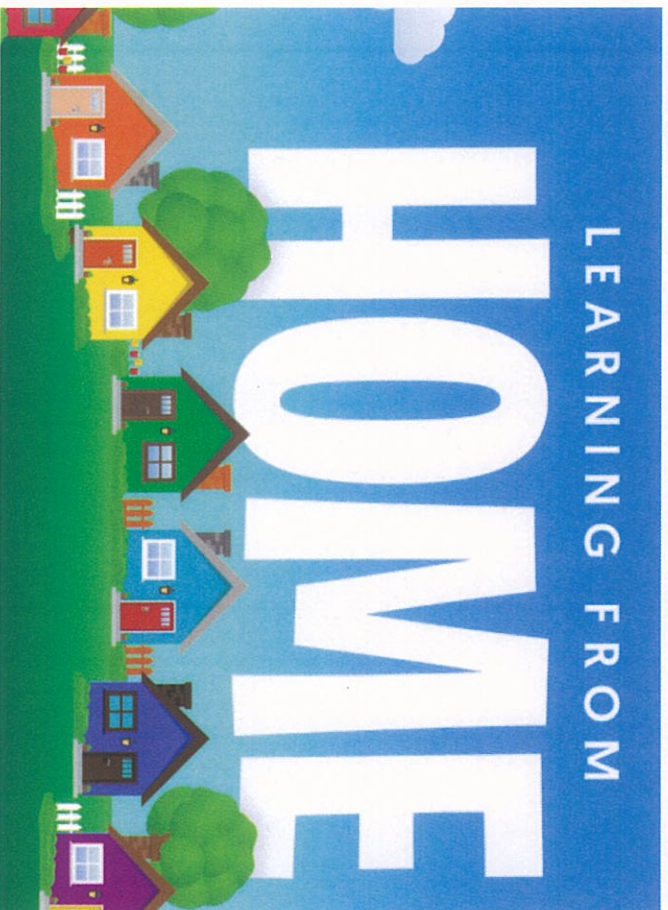
# Learning from

# Home

for

EAL/D students

*Stage Three*



# Passport to My New School

My name is...

I like...



I am ... years old.

I don't like...



I speak...



I am excited about...



I'm really good at...



I am a bit worried about...



I sometimes need some help with...



I am looking forward to...



It helps me to learn when...



# Passport to My New Class

My name is ...

I am ..... years old.

I speak ...

I'm really good at ...

I sometimes need some help with ...

It helps me to learn when ...

photo

I like ...



I don't like ...



I am excited about ...



I am a bit worried about ...



I am looking forward to ...



happy



twinkl.com

scared



twinkl.com

angry



twinkl.com

excited



twinkl.com

embarrassed



twinkl.com

upset




twinkl.com

surprised



twinkl.com

confused



twinkl.com

worried



twinkl.com

sleepy




twinkl.com

proud




twinkl.com

hot



twinkl.com

cold







twinkl.com

disgusted



twinkl.com





Name \_\_\_\_\_

Date \_\_\_\_\_

## Common Nouns and Proper Nouns – Sorting Task

<b>Common Nouns</b> - the names of people, places or things.	<b>Proper Nouns</b> - the names of specific people, places and things.



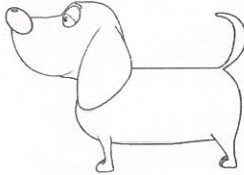


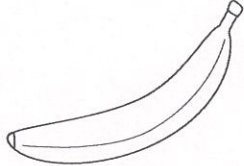












Name \_\_\_\_\_

Date \_\_\_\_\_

# Common Nouns and Proper Nouns - Sorting Task

Cut out the pictures and sort them into common nouns and proper nouns. Glue the pictures into the correct column on the table.

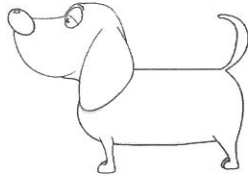
			
butterfly	Australia	dog	dinosaur
			
May	banana	Mrs. Thomas	farmer
			
Sarah	octopus	Crunch Time	Professor Moody
			
Barbie	Tyrannosaurus	milk	school

# Common Nouns and Proper Nouns - Sorting Task - Answers


## Common Nouns



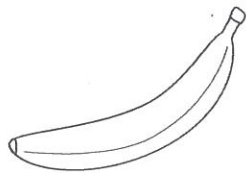
butterfly



dog



dinosaur




banana



farmer



octopus



milk



school

## Proper Nouns



Australia



May



Mrs. Thomas



Sarah




Crunch Time



Professor Moody



Barbie



Tyrannosaurus

Name: \_\_\_\_\_

Date: \_\_\_\_\_

# Concrete and Abstract Nouns

*Concrete nouns are words to name a person, animal, place or thing.*

*Abstract nouns are words to name our thoughts and feelings.*

Decide whether each of the following nouns is abstract or concrete. Write the noun in a sentence.

**fun**      abstract / concrete

\_\_\_\_\_

**tree**      abstract / concrete

\_\_\_\_\_

**dream**      abstract / concrete

\_\_\_\_\_

**school**      abstract / concrete

\_\_\_\_\_

**love**      abstract / concrete

\_\_\_\_\_

**lunchbox**      abstract / concrete

\_\_\_\_\_

**dog**      abstract / concrete

\_\_\_\_\_

**playground**      abstract / concrete

\_\_\_\_\_

Name: \_\_\_\_\_

Date: \_\_\_\_\_

## Concrete and Abstract Nouns

Beside each picture, write a sentence that includes both a concrete and an abstract noun.



---

---

---


---

---

---

---

---



---

---

---

---

---

---

---

---



---

---

---

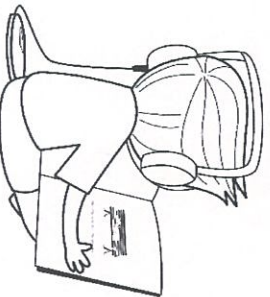
---

---

---

---

---



---

---

---

---

---

---

---

---

Name: \_\_\_\_\_

Date: \_\_\_\_\_

# Nouns

Underline the nouns in these sentences. There may be more than one.

The orange kitten sat on top of the black and white mat.

The boy climbed up the very old tree.

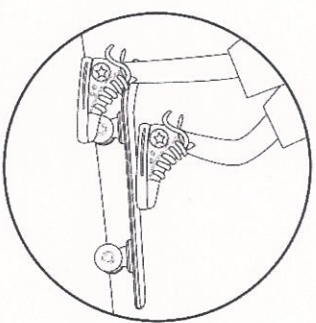
The library is closed on the weekend.

My brother played on his skateboard all day.


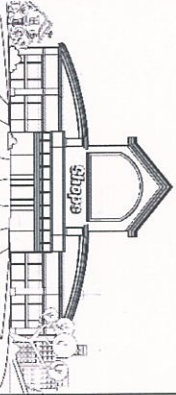

The doctor looked in my ears.

The dog was barking all night long.

The principal told the children that they must wear their hats.



Write three nouns for each of the following categories.

 <b>Person</b>	 <b>Place</b>	 <b>Thing</b>

Pick two of your nouns from the table above and put them into a sentence.

\_\_\_\_\_

\_\_\_\_\_

Name: \_\_\_\_\_

Date: \_\_\_\_\_

# Noun Groups

*Noun groups are a group of words built around a noun.*

*A noun group includes a noun and some extra information.*

*Adjectives are often used in noun groups to describe the noun.*

Create some noun groups by adding two adjectives to each of the following nouns. An example has been done for you.

**Example:**      The bright and speedy car

**Noun:**            car

**Adjectives:**    bright, speedy

The \_\_\_\_\_ and \_\_\_\_\_ fish

A \_\_\_\_\_ and \_\_\_\_\_ spider

My \_\_\_\_\_ and \_\_\_\_\_ sister

His \_\_\_\_\_ and \_\_\_\_\_ teacher

The \_\_\_\_\_ and \_\_\_\_\_ cave

My \_\_\_\_\_ and \_\_\_\_\_ house

The \_\_\_\_\_ and \_\_\_\_\_ robot

Her \_\_\_\_\_ and \_\_\_\_\_ raincoat

Our \_\_\_\_\_ and \_\_\_\_\_ friendship

Name: \_\_\_\_\_

Date: \_\_\_\_\_

# Verbs

*Verbs are action words. They tell us what people or things are doing, saying, thinking or feeling.*

Circle the verbs in these sentences.

The kookaburra laughed all morning.

The cockatoo was flying around, trying to find her nest.

At the red light, the car screeched to a halt.

Tom shouted to his friends across the playground.

My teacher was pleased that we had done our homework.

Sort these verbs into their correct verb categories.

whisper	run	hop	sympathize	shout	skip
grumble	cook	imagine	believe	read	like
sleep	admire	adore	buy	wonder	wish

Doing verbs	Saying verbs	Thinking verbs	Feeling verbs

Name: \_\_\_\_\_

Date: \_\_\_\_\_

## Past, Present and Future Verbs

*Verbs can tell us when things are happening.*

*For example: A fish is swimming. A fish swam. A fish will swim.*

Fill in the past and future of each of the verbs in the table below. The first one has been done for you.

Past	Present	Future
<i>ate</i>	<i>eating</i>	<i>will eat</i>
	walking	
	sleeping	
	opening	
	catching	
	dancing	
	writing	



Name: \_\_\_\_\_

Date: \_\_\_\_\_

## Nouns, Verbs and Adjectives Sort

Cut out the words and paste them into the table under their correct heading.

apple	read	large	ball
skateboard	kitten	cook	fastest
lonely	whisper	school	old
teacher	red	yell	run
cold	lazy	purple	fish
dinosaur	crazy	hop	hat

Name: \_\_\_\_\_

Date: \_\_\_\_\_

## Nouns, Verbs and Adjectives Sort

Nouns	Verbs	Adjectives

Name: \_\_\_\_\_

Date: \_\_\_\_\_

# Adjectives

*Adjectives are describing words.*

Choose an adjective for each sentence.

enormous      quiet      spikey      purple      round

Bob pulled up an \_\_\_\_\_ carrot from the ground.

My hedgehog's skin covering is very \_\_\_\_\_.


My sculpture keeps rolling because it is \_\_\_\_\_.

Mum bought me a new \_\_\_\_\_ skirt.

When everyone's asleep, the house is \_\_\_\_\_.

Colour in the pictures. Use adjectives to describe the pictures.

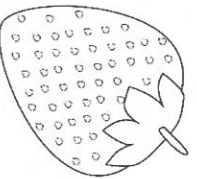
How could you describe this girl?



\_\_\_\_\_

\_\_\_\_\_

How could you describe this strawberry?



\_\_\_\_\_

\_\_\_\_\_

Name: \_\_\_\_\_

Date: \_\_\_\_\_

# Adverbs and Adverbial Phrases

*Adverbs are words that describe a verb. They tell us when, how and where.*

*Adverbial phrases are groups of words that describe a verb.*

Underline the adverbs or adverbial phrases. Circle when, how or where, depending on the question it answers. The first one has been done for you.

The weatherman says it will rain all day.

when / how / where

The hot air balloon rose in the sky.

when / how / where

I finished my homework on Tuesday night.

when / how / where

We played outside because it was a nice day.

when / how / where

Your sister plays netball better than my sister does.

when / how / where

The snake slithered through the tall green grass.

when / how / where

Tom tried to talk to Jenny under the water.

when / how / where

Early in the morning the air is cold and fresh.

when / how / where

Mum is picking me up after dance rehearsal.

when / how / where

Underline the verbs and add your own adverbial phrases to these sentences.

1. The snake slithered \_\_\_\_\_ *how?* \_\_\_\_\_ in the grass.

2. Jenny and her friend play hopscotch \_\_\_\_\_ *where?* \_\_\_\_\_.

3. We expect our grandparents to arrive \_\_\_\_\_ *when?* \_\_\_\_\_.

Name: \_\_\_\_\_

Date: \_\_\_\_\_

# Personal and Possessive Pronouns

*Personal pronouns are words that replace the names of people and things.*

*Possessive pronouns are words that show ownership.*

Write the correct personal pronoun to replace the underlined noun in each sentence.

She

They

him

We

he

Did you give the hat back to Jack?

\_\_\_\_\_

Mary did not hand in any homework this week.

\_\_\_\_\_

Sophie and I ate all of the vegetables on our plates.

\_\_\_\_\_

John and Amy were at the shopping centre together.

\_\_\_\_\_

Did anyone see which playground Lachlan went to?

\_\_\_\_\_

Use the possessive pronouns correctly in each sentence.

mine

yours

theirs

hers

ours

My sister ate her cake, but \_\_\_\_\_ was still on the table.

Is that drink on the table \_\_\_\_\_ or mine?

I forgot my homework, but Amanda had \_\_\_\_\_.

The boys' score was 46 but \_\_\_\_\_ was 56!

The children make \_\_\_\_\_ beds every morning.

Name: \_\_\_\_\_

Date: \_\_\_\_\_

# Prepositions

*Prepositions are words that position people or things in time or space.*

Underline the prepositions in these sentences.

After the soccer game, I went out for dinner.

The dog walked along the curb.

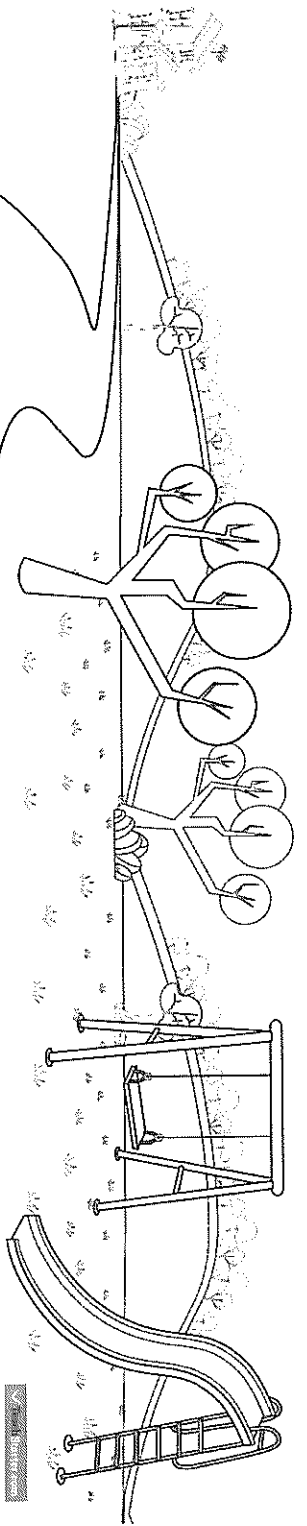
The two boys looked across the soccer field to their goal keeper.

I looked under my bed for my shoes.

The girl looked behind the door for her brother who was hiding.

Put the prepositions into a sentence. The first one has been done for you.

around	<i>I walked around the lake to get to the playground.</i>
under	
over	
between	
up	



Name: \_\_\_\_\_

Date: \_\_\_\_\_

# Conjunctions



*Conjunctions are words that join ideas together.*

*Some common conjunctions include: for, and, but, or, yet, so, because.*

Circle the conjunctions in each sentence.

Tom wanted to go to the movies, but James wanted to play video games.

Jane picked some purple flowers because it was her Mum's birthday.

I looked under my bed but I still couldn't find my school shoes.

Jacob loves to play baseball and football.

Join the sentences by using a conjunction. Make sure it makes sense.

I went to the shops. I bought an ice-cream.

---

She put sunscreen on. She has fair skin.

---

It was raining. We still went to the park.

---

He wanted the cookie jar. He couldn't reach it.

---



AUSTRALIA



**Darwin**

**Queensland**

**Hobart**

**Western Australia**

**Melbourne**

**Northern Territory**

**Adelaide**

**South Australia**

**Canberra**

**New South Wales**

**Brisbane**


**Australian  
Capital Territory**

**Sydney**




**Victoria**

**Tasmania**



**Perth**





**Darwin**

**Queensland**

**Hobart**

**Western Australia**

**Melbourne**

**Northern Territory**

**Adelaide**

**South Australia**


**Canberra**

**New South Wales**

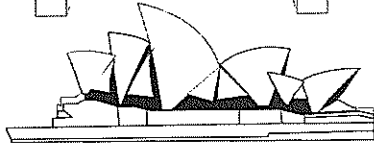
**Brisbane**

**Australian  
Capital Territory**

**Sydney**





**Victoria**



**Tasmania**



**Perth**






AUSTRALIA



# Seasons Word Search



B	S	O	H	G	H	F	E	D	Y	A	A	G	Y	D
L	L	U	X	O	N	S	R	P	L	Q	L	Y	Q	P
Q	M	O	M	C	X	I	V	N	X	P	T	N	R	J
A	F	P	O	M	N	X	R	V	M	I	I	M	H	S
T	R	E	E	M	E	L	U	E	D	L	Y	Q	E	U
W	E	A	T	H	E	R	U	I	T	X	B	V	C	V
C	C	U	E	V	J	P	M	F	Y	L	A	J	O	F
B	U	T	V	I	M	U	P	Q	L	L	E	E	N	L
D	E	U	I	K	H	W	A	J	L	U	G	W	D	A
C	O	M	B	N	I	H	Z	I	I	O	E	R	S	N
O	J	N	H	N	O	V	V	P	H	B	O	T	R	O
I	K	N	T	T	U	S	Z	T	C	T	Q	D	K	S
T	V	E	J	N	C	C	A	F	R	O	S	T	R	A
K	R	K	H	Y	F	H	B	E	N	E	S	F	G	E
R	I	G	N	I	R	P	S	D	S	I	F	N	L	S

AUTUMN

BLOOM

CHILLY

COLD

FROST

HOT

HUMIDITY

LEAVES

SEASON

SEASONAL



SPRING

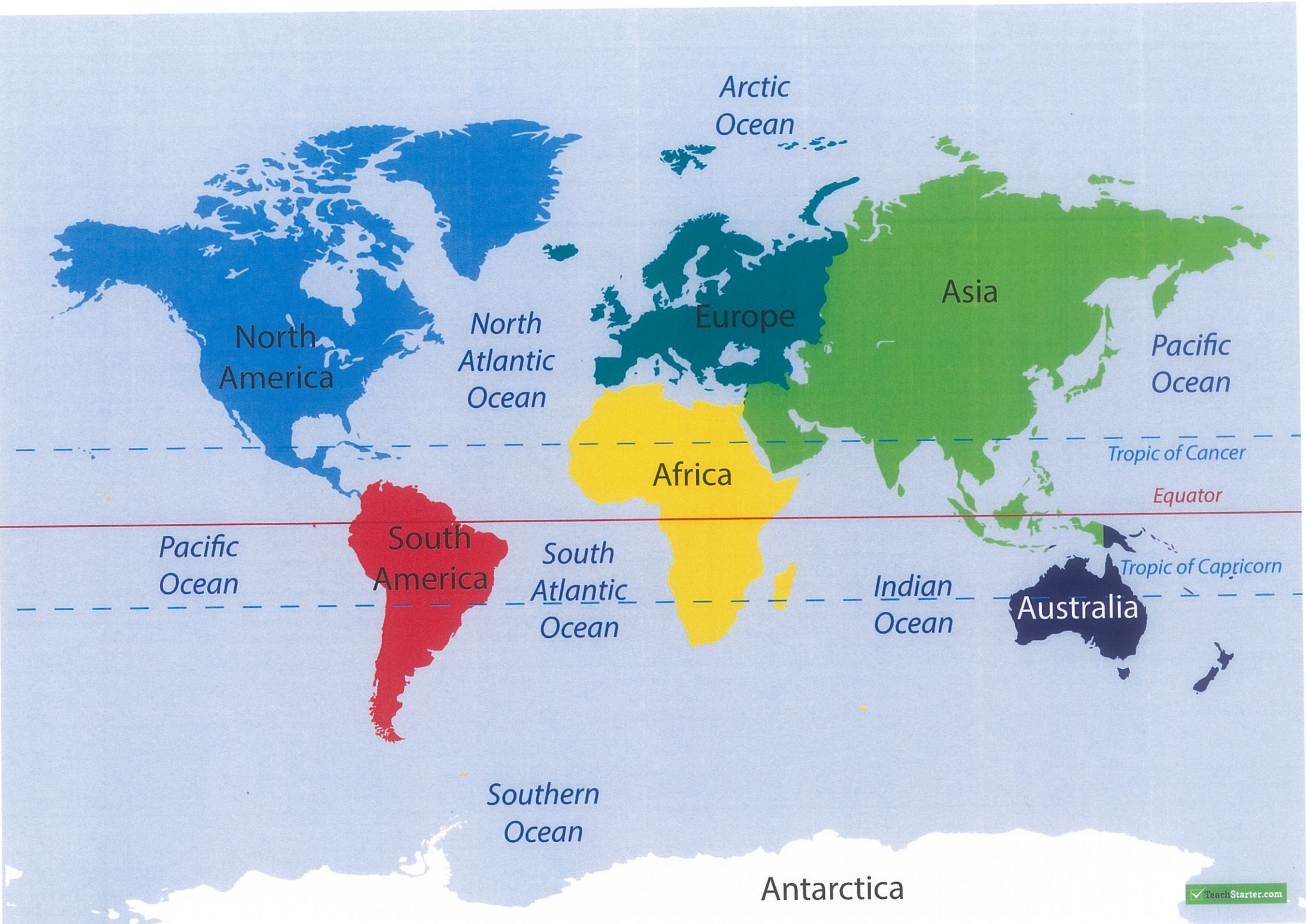
SUMMER

SWELTERING

WEATHER

WINTER





Arctic Ocean

North America

North Atlantic Ocean

Europe

Asia

Pacific Ocean

Africa

Tropic of Cancer

Equator

Pacific Ocean

South America

South Atlantic Ocean

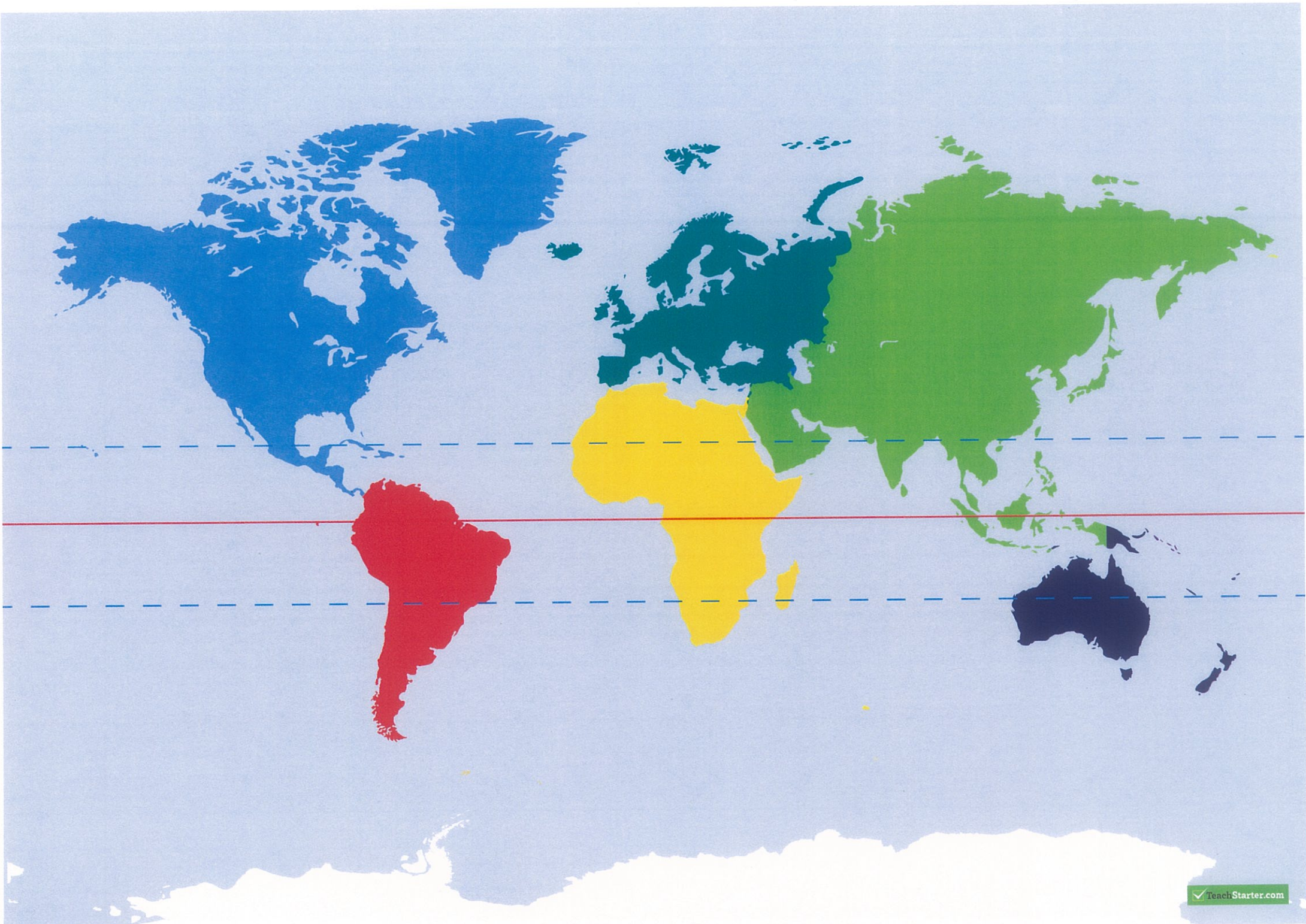
Indian Ocean

Tropic of Capricorn

Australia

Southern Ocean

Antarctica







*Arctic Ocean*

*North Atlantic Ocean*

*Pacific Ocean*

*South Atlantic Ocean*

*Indian Ocean*

*Southern Ocean*

*Tropic of Cancer*

*Equator*

*Tropic of Capricorn*

Asia

Europe

North America

Africa

South America

Australia

Antarctica

South Pole

North Pole

Northern Hemisphere

Southern Hemisphere

## Skip Counting

### 1) Continue counting in 2's

- a) 2, \_\_\_\_, \_\_\_\_, \_\_\_\_, 10, \_\_\_\_, \_\_\_\_, \_\_\_\_, \_\_\_\_, 20, 22
- b) 10, 12, 14, \_\_\_\_, \_\_\_\_, \_\_\_\_, 22, \_\_\_\_, \_\_\_\_, \_\_\_\_, 30
- c) 30, 32, \_\_\_\_, \_\_\_\_, \_\_\_\_, \_\_\_\_, \_\_\_\_, 42, \_\_\_\_, \_\_\_\_, \_\_\_\_, 50

### 2) Continue counting in 5's

- a) 5, \_\_\_\_, \_\_\_\_, \_\_\_\_, \_\_\_\_, 25, \_\_\_\_, \_\_\_\_, \_\_\_\_, \_\_\_\_, 50, \_\_\_\_,
- b) 20, \_\_\_\_, \_\_\_\_, \_\_\_\_, \_\_\_\_, \_\_\_\_, 45, \_\_\_\_, \_\_\_\_, \_\_\_\_, \_\_\_\_, 70
- c) 40, \_\_\_\_, \_\_\_\_, \_\_\_\_, \_\_\_\_, \_\_\_\_, 70, \_\_\_\_, \_\_\_\_, \_\_\_\_, 90

### 3) Continue counting in 10's

- a) 10, \_\_\_\_, \_\_\_\_, \_\_\_\_, \_\_\_\_, \_\_\_\_, \_\_\_\_, 70, \_\_\_\_, \_\_\_\_, \_\_\_\_, 100
- b) 80, \_\_\_\_, \_\_\_\_, \_\_\_\_, 110, \_\_\_\_, \_\_\_\_, \_\_\_\_, \_\_\_\_, \_\_\_\_, 170
- c) 110, \_\_\_\_, \_\_\_\_, \_\_\_\_, \_\_\_\_, \_\_\_\_, \_\_\_\_, 170, \_\_\_\_, \_\_\_\_, \_\_\_\_,

- 4) Colour all of the numbers going up by 2 red.
- 5) Colour all of the numbers going up by 5 green.
- 6) Colour all of the numbers going up by 10 yellow.

1	2	3	4	5	6	7	8	9	10
11	12	13	14	15	16	17	18	19	20
21	22	23	24	25	26	27	28	29	30
31	32	33	34	35	36	37	38	39	40
41	42	43	44	45	46	47	48	49	50
51	52	53	54	55	56	57	58	59	60
61	62	63	64	65	66	67	68	69	70
71	72	73	74	75	76	77	78	79	80
81	82	83	84	85	86	87	88	89	90
91	92	93	94	95	96	97	98	99	100

Name \_\_\_\_\_

Date \_\_\_\_\_

## Worksheet - Australian States and Capital Cities



Name \_\_\_\_\_

Date \_\_\_\_\_

## Worksheet - Australian States and Capital Cities



Name \_\_\_\_\_

Date \_\_\_\_\_

## Worksheet - Australian States and Capital Cities





Name \_\_\_\_\_

Date \_\_\_\_\_

## Worksheet - Australian States and Capital Cities

Brisbane
Queensland
Sydney
New South Wales
Canberra
Australian Capital Territory
Melbourne
Victoria

Adelaide
South Australia
Darwin
Northern Territory
Perth
Western Australia
Hobart
Tasmania



Name \_\_\_\_\_ Date \_\_\_\_\_

## What is a Sentence?

Use colours to match a sentence beginning (the first column of boxes) with a sentence ending (the second column of boxes). Make a meaningful sentence.

The rabbit that is hopping  
around the yard

around the horse track.

The bunch of red roses

in their bee hives.

The lion is roaring

is in a purple vase.

Bees make honey

is brown and white.

The little white kitten was  
waiting patiently

in the cage.

The horse galloped

by its food bowl.

Write your own sentence. Make sure your sentence has a subject and a verb.

---

---

---

---

---





Name \_\_\_\_\_ Date \_\_\_\_\_

## Simple Sentences

**Underline the subject and the verb in these simple sentences.**

- The hamster ran around the hamster wheel.
- Scientists have discovered a new planet.
- The boy ate a hamburger.
- We have singing rehearsals before school.
- Birds wash themselves in our bird bath.
- Tom can read chapter books.
- I went to the beach.

**Use the correct word from the word bank to complete the sentences.**

bananas      football      plane      pool  
bike      trains      apples      dog

I like to eat \_\_\_\_\_.

My brother likes to play with his toy \_\_\_\_\_.

Evie went swimming in the school \_\_\_\_\_.

The jet \_\_\_\_\_ has two wings.

My \_\_\_\_\_ team won the final match on the weekend.

There were ten red \_\_\_\_\_ ready to be picked.

I went for a long ride on my \_\_\_\_\_.



Name \_\_\_\_\_ Date \_\_\_\_\_

## Compound Sentences

Choose which coordinating conjunction works best to join the simple sentences together to make a compound sentence.

so                      and  
but                     yet

I would like to go to the football game \_\_\_\_\_ I don't have a ticket.

Jane is coming over \_\_\_\_\_ we can go swimming in my pool.

The children went for a bushwalk \_\_\_\_\_ they saw many different types of birds.

I like orange juice \_\_\_\_\_ Susie likes apple juice.

It was late at night \_\_\_\_\_ the weather was hot.

Jack doesn't like to eat vegetables \_\_\_\_\_ he likes to eat meat.

**Rewrite the sentences below to create a compound sentence.**

The boy painted with blue paint. He painted with yellow paint.

\_\_\_\_\_

\_\_\_\_\_

\_\_\_\_\_

Zack ran fast. Tom ran faster.

\_\_\_\_\_

\_\_\_\_\_

\_\_\_\_\_



Name \_\_\_\_\_ Date \_\_\_\_\_

## Complex Sentences

Choose which subordinating conjunction works best to join the clauses together to make a complex sentence.

unless	that	despite
which	when	while

Beetles keep their wings folded \_\_\_\_\_ they are flying.

My grandma made a chocolate cake \_\_\_\_\_ everyone enjoyed.

I will make the beds \_\_\_\_\_ you cook breakfast.

He returned his book to the library \_\_\_\_\_ he was finished with it.

Here is the basketball \_\_\_\_\_ you lost yesterday.

My soccer team still played yesterday \_\_\_\_\_ it raining heavily.

**Highlight the independent clause that can stand alone as a sentence.**

When the town flooded many properties were damaged.

Once the sun goes down it is time to come home.

The children saw many exhibits when they went on their excursion.

We enjoyed playing on the beach even though it was cold.

I did not see Scott today because he was playing football.

Name \_\_\_\_\_

Date \_\_\_\_\_

## Sorting Sentences

Cut and paste the sentences under their correct headings.

I like bananas and I like grapes.

The football match was postponed because it was raining.

The dog barked whenever I knocked on the door.

Our team tried hard but we lost the game.

Tom can read chapter books.

It was very hot outside and the ice cream melted.

Birds wash themselves in our bird bath.

I love roast potatoes while my mum prefers them mashed.

I went to the beach.



Name \_\_\_\_\_

Date \_\_\_\_\_

## Sorting Sentences Table

Simple Sentences	Compound Sentences	Complex Sentences



## Sorting Sentences Table - Answers

Simple Sentences	Compound Sentences	Complex Sentences
<p>I went to the beach.</p> <p>Tom can read chapter books.</p> <p>Birds wash themselves in our bird bath.</p>	<p>I like bananas and I like grapes.</p> <p>It was very hot outside and the ice cream melted.</p> <p>Our team tried hard but we lost the game.</p>	<p>The dog barked whenever I knocked on the door.</p> <p>The football match was postponed because it was raining.</p> <p>I love roast potatoes while my mum prefers them mashed.</p>

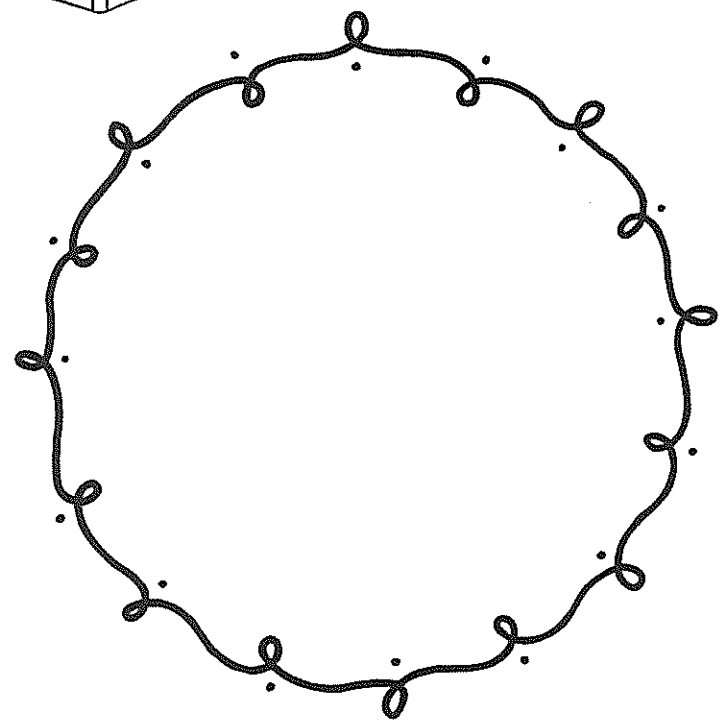
Name: \_\_\_\_\_ Date: \_\_\_\_\_



# Your Favourite Part...



Draw a picture of your favourite part of the book and write about it.



---

---

---

---

---

---

---

---

---

---

---

---

Name: \_\_\_\_\_ Date: \_\_\_\_\_



# Verbs



Find 3 verbs in your book. Write them in the space and draw a picture. Use your verbs in a new sentence.

1. \_\_\_\_\_

2. \_\_\_\_\_

3. \_\_\_\_\_

1. \_\_\_\_\_

2. \_\_\_\_\_

3. \_\_\_\_\_



Name: \_\_\_\_\_ Date: \_\_\_\_\_



# Adjectives



Find 3 adjectives in your story and use them in a sentence.

--	--	--

1. \_\_\_\_\_

2. \_\_\_\_\_

3. \_\_\_\_\_

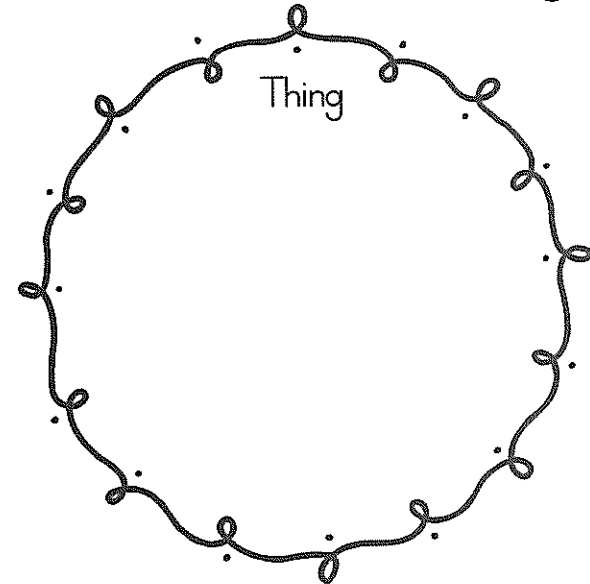
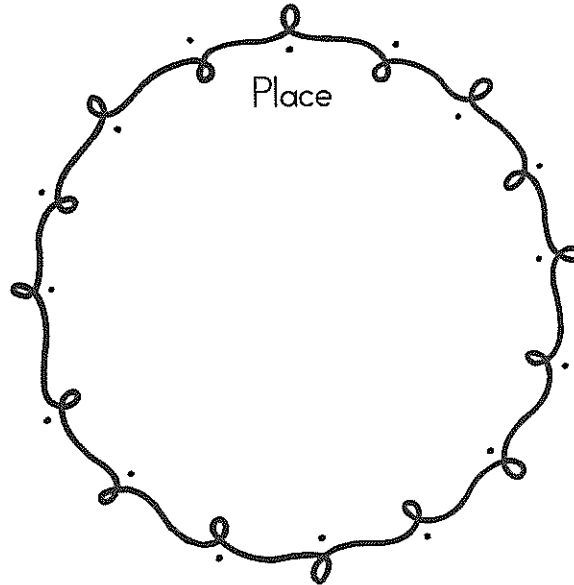
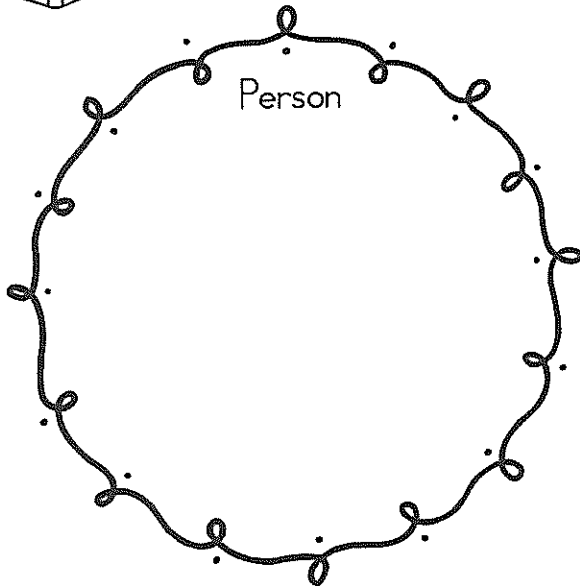
Name: \_\_\_\_\_ Date: \_\_\_\_\_



# Nouns - Person, Place, Thing



Find a person, place and a thing from your story and use them in a sentence.



1. \_\_\_\_\_

2. \_\_\_\_\_

3. \_\_\_\_\_

# Nouns



Choose 3 nouns from your book. Write them down and draw a picture.

1. \_\_\_\_\_

2. \_\_\_\_\_

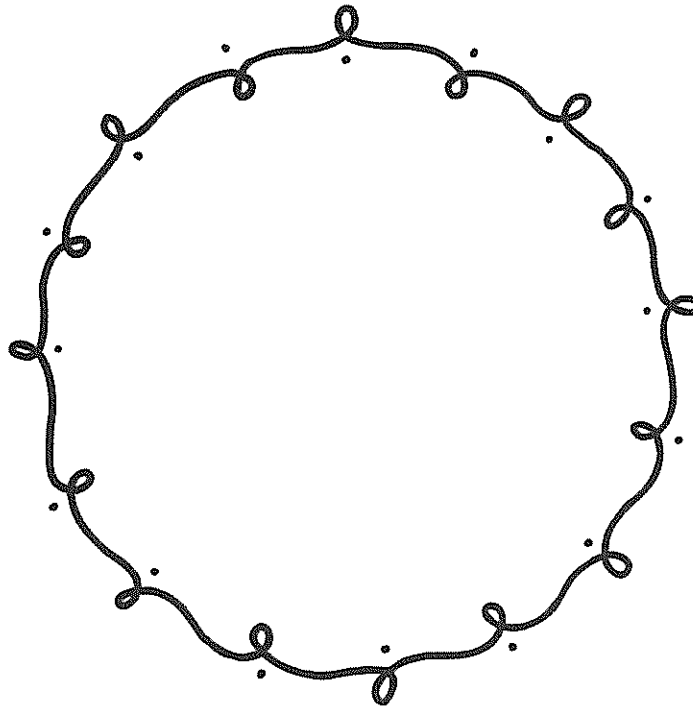
3. \_\_\_\_\_

--	--	--

# Main Character



Draw a picture of the main character from the book. Write four important things about that character.

A large, empty rounded rectangular box on the left side of the page, intended for drawing the main character.A large, empty rounded rectangular box on the left side of the page, intended for writing four important things about the character.A large, empty rounded rectangular box on the right side of the page, intended for drawing the main character.A large, empty rounded rectangular box on the right side of the page, intended for writing four important things about the character.

# Favourite Character



Draw a picture of your favourite character from the book.



Why is this your favourite character?

---

---

---

---

---

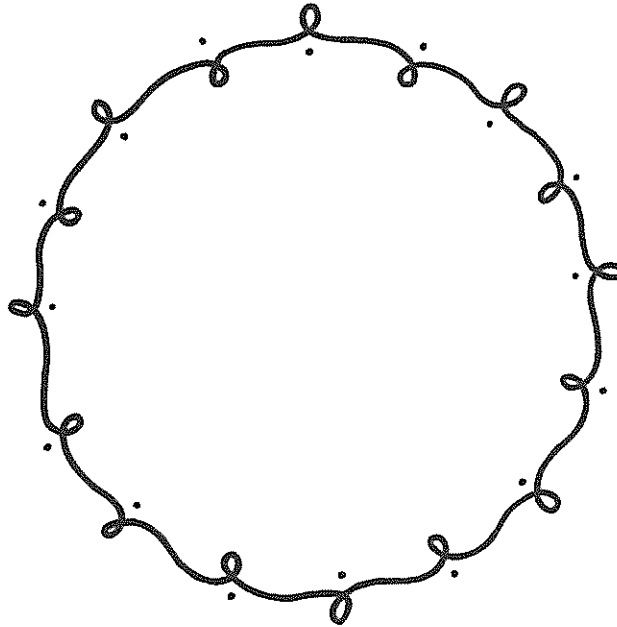
---

---

---

---

---



Why is this character important?

---

---

---

---

---

---

---

---

---

---