

**YEAR 2**

**LEARNING**

- FROM -

**HOME**

 **teachstarter**

## Word Work Grid

Complete each of the activities in this grid. Write the date you completed each activity on the line provided.

<p><b>Syllable Sort</b> Write your spelling words in order from the least amount of syllables to the most. Words with the same number of syllables should be in alphabetical order.</p> <p>Date: _____</p>	<p><b>Odd One Out</b> For each of your spelling words, write four words. One is your spelling word, two relate to your spelling word and one is the odd word out that doesn't fit with the other two.</p> <p>Date: _____</p>	<p><b>Wacky Words</b> On a sheet of paper, write your spelling words in different directions, filling up the whole sheet. Use different colours and types of writing for each word.</p> <p>Date: _____</p>	<p><b>Word Detective</b> Write three clues about each of your spelling words. Ask someone to try to guess your spelling words using your clues.</p> <p>Date: _____</p>	<p><b>Digging in the Dictionary</b> Use a dictionary to find the definition and write a sentence for each of your spelling words.</p> <p>Date: _____</p>
<p><b>Rhyming Wheels</b> Think of as many words as you can that rhyme with your spelling words.</p> <p>Date: _____</p>	<p><b>Alliteration</b> Write a sentence for each of your spelling words using as much alliteration as possible.</p> <p>Date: _____</p>	<p><b>Sentence Smart</b> Write a sentence for each of your spelling words.</p> <p>Date: _____</p>	<p><b>Story Time</b> Write a story using as many of your spelling words as you can. Underline each of your spelling words.</p> <p>Date: _____</p>	<p><b>Sort Them Out</b> Sort the words on your spelling list into three different categories of your choice.</p> <p>Date: _____</p>
<p><b>Word Search</b> Create your own word search using all the words on your spelling list.</p> <p>Date: _____</p>	<p><b>Handwriting Hero</b> Write out your spelling words in your very best cursive hand writing.</p> <p>Date: _____</p>	<p><b>Letter Lingo</b> Write a letter to a friend. Use as many spelling words in your letter as you can.</p> <p>Date: _____</p>	<p><b>Words Within Words</b> Make a list of as many smaller words as you can find from your spelling list.</p> <p>Date: _____</p>	<p><b>Code Breaker</b> Use the code guide to make a code for each of your spelling words.</p> <p>Date: _____</p>

## 1 New House

my family mooved house last week. we now live at number 6 North Street. Mum and Dad painted our new door red and put a pot plant at our front stepps



Find 2 spelling mistakes.  
Add 2 capital letters and 1 full stop.



## 2 Joe's Pets

joe has three petts. A lizard named spikey, a dog named fluffy and a fish namd goldie



Find 2 spelling mistakes.  
Add 4 capital letters and 1 full stop.



### 3 **Mary's Birthday Party**

jane and i went to a birfday party  
on Saturday. It was held at Splash  
Waterpark. we all bought an ice  
creme



Find 2 spelling mistakes.  
Add 3 capital letters and 1 full stop.



### 4 **King Kong and Fred the Frog**

king Kong has a pet frogg. The  
name of his frog is Fred. king  
Kong and Fred live in a castle  
calld Ruby Castle



Find 2 spelling mistakes.  
Add 2 capital letters and 1 full stop.





## 5 A Day at the Beach

my famliy were going to the beach. mum asked me to pack my bag the night befor. i packed a towel, sunscreen, a ball and a bottle of water



Find 2 spelling mistakes.  
Add 3 capital letters and 1 full stop.



## 6 Fantastic Fruit

you should be eating fruit evryday. pears, apples and bananas are great to take to skool in your lunchbox



Find 2 spelling mistakes.  
Add 2 capital letters and 1 full stop.



## 7 Dinnertime!

last night we had a tastie dinner.  
we had soop, chicken, potatoes  
and vegetables



Find 2 spelling mistakes.  
Add 2 capital letters and 1 full stop.

## 8 Sunday Outfit

on Sunday i went to play at the  
park. i wor my purple shirt, blue  
pants, pink shose and my hair in  
piggy tails



Find 2 spelling mistakes.  
Add 3 capital letters and 1 full stop.

## 9 School Bus

my brother and i caught the bus  
to school today. we got there  
earlie becose there was no traffic  
on the road



Find 2 spelling mistakes.  
Add 3 capital letters and 1 full stop.



## 10 Ready for School

my alarm clock woke me up and i  
jumpt out of bed. It was the furst  
day of school for the year. i put  
on my uniform and then I ate my  
breakfast



Find 2 spelling mistakes.  
Add 3 capital letters and 1 full stop.



## 11 Washing Hands

jane washers her hands before she eats diner. then she washes the dishes after her dinner. jane washes the dishes so she can get her pocket money



Find 2 spelling mistakes.  
Add 3 capital letters and 1 full stop.



## 12 The Storm

it was a stormy day. my class had indore play because it was raining. the rain stoppped so we went outside for some fresh air



Find 2 spelling mistakes.  
Add 3 capital letters and 1 full stop.





## 13 Library Book

bob did a retel of his library book  
to the class. when he finished his  
retell he needed to retrn his book  
to the library



Find 2 spelling mistakes.  
Add 2 capital letters and 1 full stop.



## 14 Slimy Sunscreen

it was a really hot and sunny day.  
joe disliked puting on sunscreen.  
his mum made him reaply his  
sunscreen



Find 2 spelling mistakes.  
Add 3 capital letters and 1 full stop.



## 15 Grand Final Day

tom had his soccer grand final today. his team thought it was unfaire that the other team had older players. the team were unhapy when they lost



Find 2 spelling mistakes.  
Add 3 capital letters and 1 full stop.



## 16 Running Race

alex was about to run in the race when he heard sumone call out his name. His shoelace had come undone. he tied up his shoelace before the race started



Find 2 spelling mistakes.  
Add 2 capital letters and 1 full stop.



## 17 The Noisy Classroom

jane walked past the classroom  
next door. they were much louder  
than her class. she waved to her  
freind and then quicklie went  
back to her classroom



Find 2 spelling mistakes.  
Add 3 capital letters and 1 full stop.



## 18 The Picnic

I like going on picknics in the  
bush. my brother and i enjoy  
bushwalking. the birds are  
beuatiful to watch but you need  
to be careful of snakes



Find 2 spelling mistakes.  
Add 3 capital letters and 1 full stop.





## 19 The Car Window

david quickly threw the ball to his freind. the ball was heading straight for the car window. david closed his eyes and felt hopefull it was going to miss. Thankfully it did



Find 2 spelling mistakes.  
Add 3 capital letters and 1 exclamation mark.



## 20 Classroom Plants

ben was asked to water the plants. He was carefull not to get any water on the carpet. the teacher was thankful that ben had helped



Find 2 spelling mistakes.  
Add 3 capital letters and 1 full stop.





## Code Breaker

Write the numbers under each letter in your spelling word. Ask a partner to try and crack your code.

a	b	c	d	e	f	g	h	i	j	k	l	m
1	2	3	4	5	6	7	8	9	10	11	12	13

n	o	p	q	r	s	t	u	v	w	x	y	z
14	15	16	17	18	19	20	21	22	23	24	25	26

Code	Spelling Word
12, 9, 20, 20, 12, 5	little

## Digging in the Dictionary

Write your spelling word in the first column, the definition from the dictionary in the second column and the word in a sentence in the third column.

<b>Spelling Word</b>	<b>Definition</b>	<b>Sentence</b>

---


---

---

---

---

---

---

---

---

---

---

---

---

---

---

---

---

---



---

---



---

# TEAM TRIALS

## SUCCESS CELEBRATORS







Name: \_\_\_\_\_

Date: \_\_\_\_\_

# Team Trials: Success Celebrators

## Questions



1. Why do you think Felix is upset?

---

---

2. Why do you think people get sad when other people do well?

---

---

3. What should you do if someone wins when you do not?

---

---

4. Why do you think Felix was not made player of the day when he had done so well?

---

---

5. What happens at the end of the comic?

---

---

6. Write about a time where you did well, but may not have been made a winner?

---

---

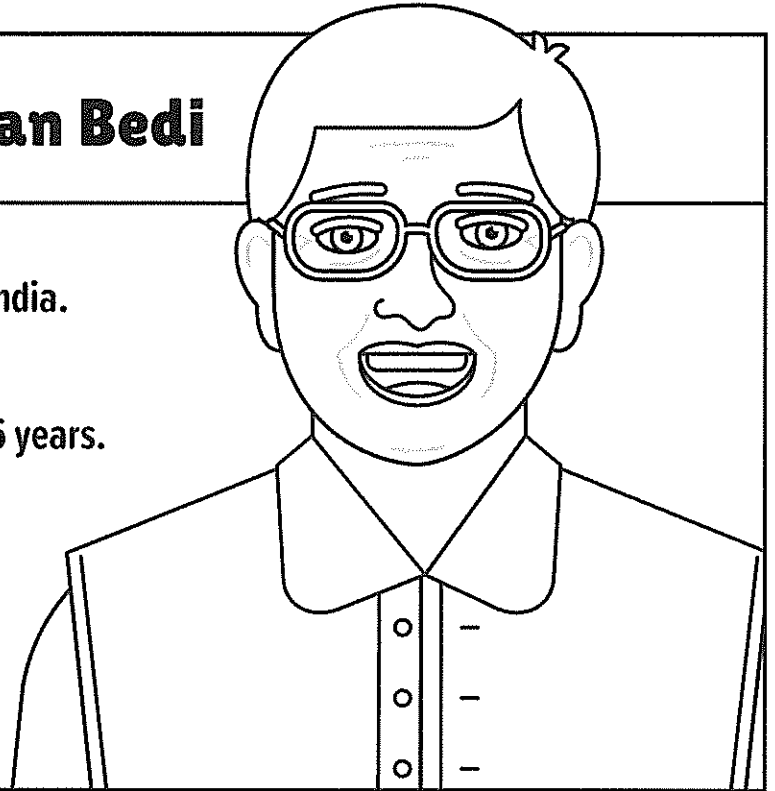


Human Histories

# Helpful Heroes

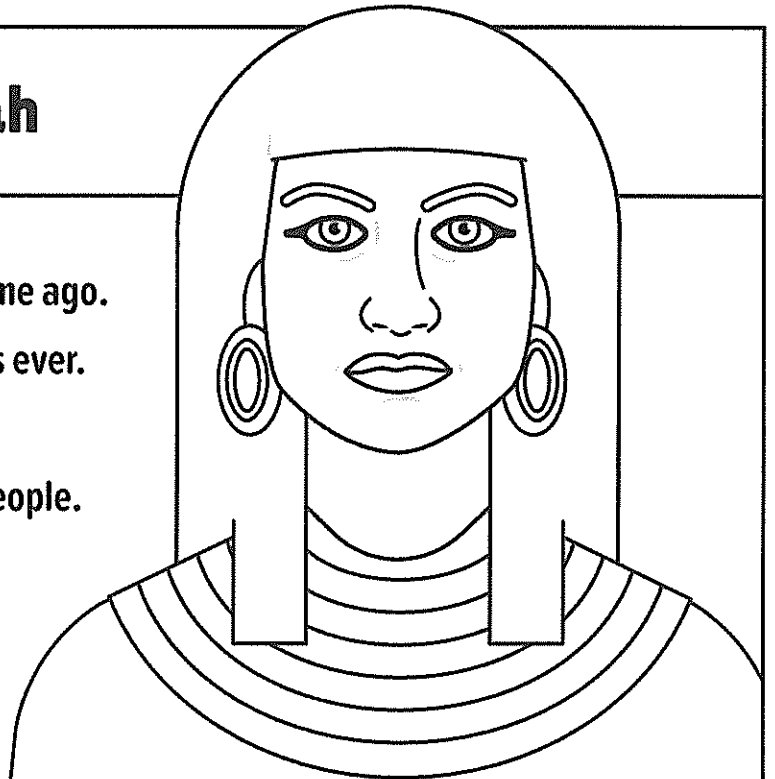
## Police Officer: Kiran Bedi

She was the first policewoman in India.  
She was a tennis star.  
Then she was a police officer for 35 years.  
She helped stop crime.  
She made people feel safe.



## Doctor: Merit-Ptah

She was a doctor in Egypt a long time ago.  
She was one of the first girl doctors ever.  
Her job was to look after the king.  
She told other doctors how to fix people.  
There is art of her all around Egypt.



Human Histories

# Helpful Heroes

## Vet: James Herriot


He was born in England in 1916.

He was a vet. A vet is a doctor for animals.

He loved to write.

He wrote books about pets and their owners.

People liked to read his books.



## Fireman: Vladimir Pravik

He was born in Ukraine in 1962.

He was a fireman.

He put out a big fire that was very unsafe.

He helped save the city.

He was very brave.





Name: \_\_\_\_\_

Date: \_\_\_\_\_

# Human Histories: Helpful Heroes

## Questions

1. In the text, who was your favourite hero?

---

---

2. What did they do that you thought stood out?

---

---

3. Who is a helpful hero in your life? How do you know them?

---

---

4. What do they do that makes them a hero to you?

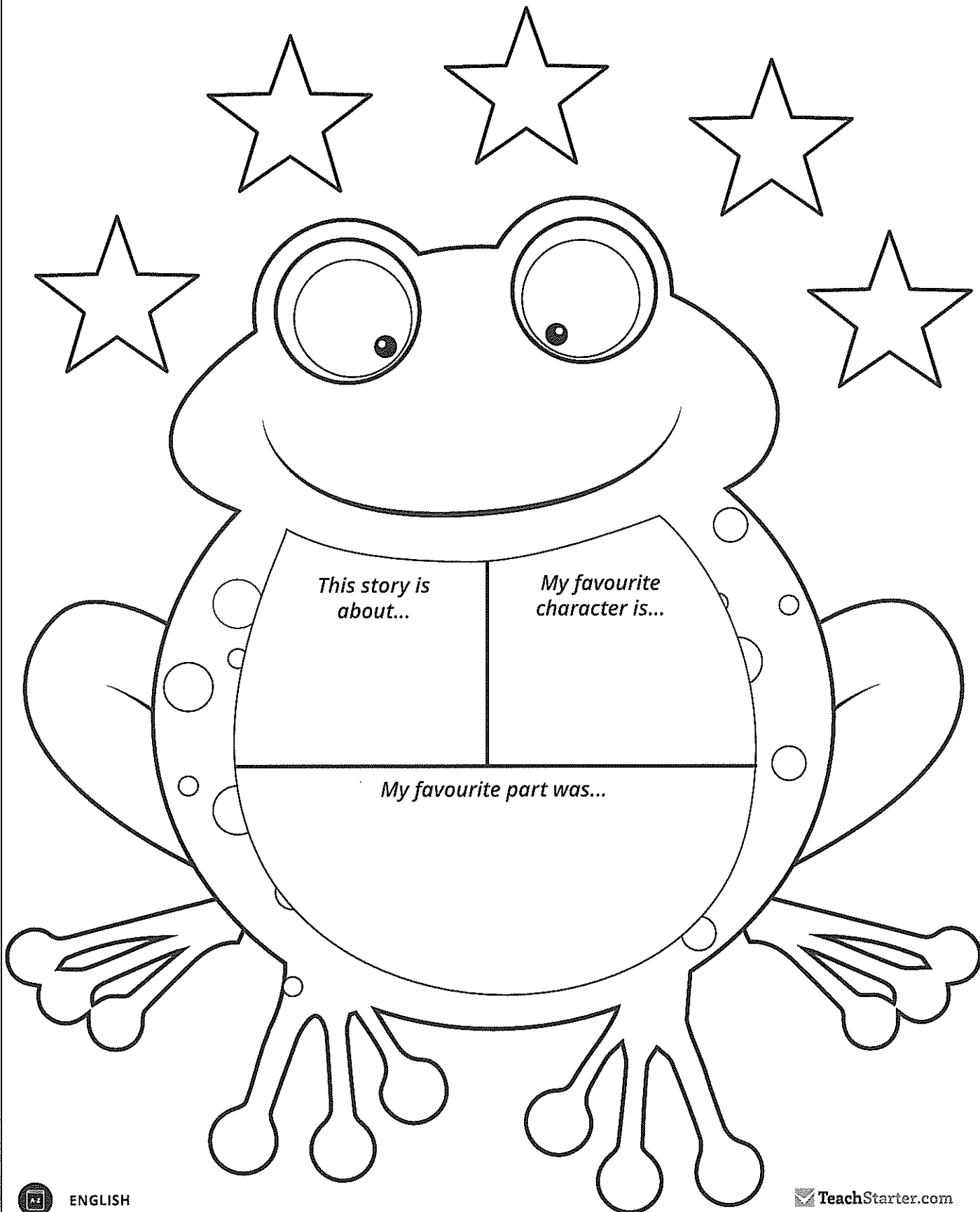
---

---

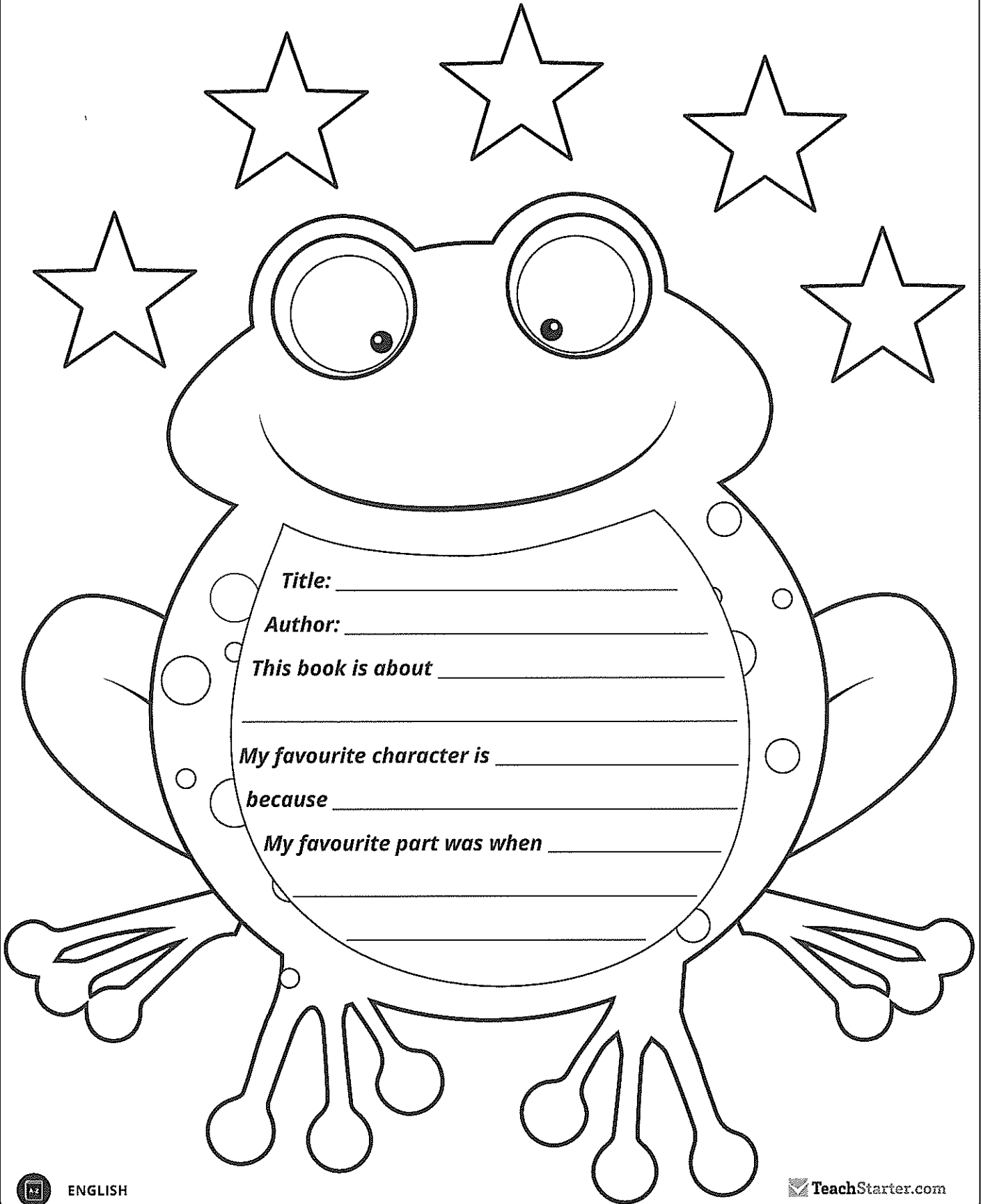
5. Draw a picture of your helpful hero.

# My Book Report for

---




# My Book Report



# My Book Report for

---





# Verb Past Tense Worksheet

Name: \_\_\_\_\_

1. Yesterday we \_\_\_\_\_ (look) for bugs in the park.
2. We \_\_\_\_\_ (search) for bugs under rocks and on leaves.
3. I \_\_\_\_\_ (see) a butterfly. It \_\_\_\_\_ (fly) past the purple flowers.
4. I \_\_\_\_\_ (lift) up a big rock and \_\_\_\_\_ (find) a lady beetle.
5. I \_\_\_\_\_ (place) it in my bug jar, so that I could show my parents when I \_\_\_\_\_ (get) home.
6. I \_\_\_\_\_ (catch) three bugs at the park. I \_\_\_\_\_ (find) a ladybug, a rhino beetle and a tiny bug that I didn't know.
7. I \_\_\_\_\_ (think) my brother Sam could help me identify the tiny bug.
8. We \_\_\_\_\_ (get) out the bug book, and Sam \_\_\_\_\_ (open) my bug jar to get a closer look. The bug \_\_\_\_\_ (crawl) up Sam's sleeve.
9. It \_\_\_\_\_ (give) him a fright, and he \_\_\_\_\_ (spit) out the water he was \_\_\_\_\_ (drink).
10. We \_\_\_\_\_ (laugh) until we \_\_\_\_\_ (fall) down.



Name \_\_\_\_\_

Date \_\_\_\_\_

## Common Nouns and Proper Nouns – Sorting Task

















<b>Common Nouns</b> - the names of people, places or things.	<b>Proper Nouns</b> - the names of specific people, places and things.

Name \_\_\_\_\_

Date \_\_\_\_\_

## Common Nouns and Proper Nouns – Sorting Task

Cut out the pictures and sort them into common nouns and proper nouns. Glue the pictures into the correct column on the table.

 butterfly	 Australia	 dog	 dinosaur
 May	 banana	 Mrs. Thomas	 farmer
 Sarah	 octopus	 Crunch Time	 Professor Moody
 Barbie	 Tyrannosaurus	 milk	 school

Name \_\_\_\_\_

Date \_\_\_\_\_

### Listening to Audio Books is Better Than Reading Books

Cut out the for and against statements below arguing why listening to audio books is or is not better than reading books. Paste each statement under the correct heading on the next page.

Audio books develop good listening skills.

Listening to an audio book is more interesting than reading.

Audio books require batteries.

Real books can be taken anywhere.

Audio books are more expensive to buy than books.

Real books help to develop important reading skills.

Audio books can be listened to whilst doing other activities.

Audio books uses a persons imagination to picture a story.



Name \_\_\_\_\_

Date \_\_\_\_\_

## Listening to Audio Books is Better Than Reading Books

FOR


AGAINST




# Story Map

Title \_\_\_\_\_

**Characters**



**Setting**



**What else happened?**



**Problem**



**Solution**



Story Spine Porcupine - Template

Name: \_\_\_\_\_ Date: \_\_\_\_\_

The template features a central porcupine illustration. The porcupine's body is divided into eight numbered sections, each with a specific prompt: 1. Every day..., 2. Until one day..., 3. Because of that..., 4. That caused..., 5. Which led to..., 6. Until finally..., 7. Ever since..., and 8. The moral is... The porcupine's back is covered in quills, and its tail is also quilled. The text 'My Story Title' is written on the porcupine's side. Surrounding the porcupine are eight empty rectangular boxes, numbered 1 through 8, which are connected to the corresponding sections of the porcupine by thin lines. At the top of the page, there are two lines for 'Name' and 'Date'. At the bottom left, there is a small icon of a book and the word 'ENGLISH'. At the bottom right, there is a logo for 'teachstarter'.

# Hundreds Board

Mystery Picture No. \_\_\_\_\_

1	2	3	4	5	6	7	8	9	10
11	12	13	14	15	16	17	18	19	20
21	22	23	24	25	26	27	28	29	30
31	32	33	34	35	36	37	38	39	40
41	42	43	44	45	46	47	48	49	50
51	52	53	54	55	56	57	58	59	60
61	62	63	64	65	66	67	68	69	70
71	72	73	74	75	76	77	78	79	80
81	82	83	84	85	86	87	88	89	90
91	92	93	94	95	96	97	98	99	100



# Hundreds Board

Mystery Picture No. \_\_\_\_\_


## Mystery Picture 1

### Green:

$(60 + 5)$ ,  $(33 + 33)$ ,  $(40 + 33)$ ,  $(30 + 44)$ ,  $(50 + 25)$ ,  $(60 + 16)$ ,  $(33 + 44)$ ,  
 $(53 + 25)$ ,  $(41 + 43)$ ,  $(60 + 25)$ ,  $(44 + 42)$ ,  $(70 + 17)$ ,  $(50 + 45)$ ,  $(64 + 32)$

### Yellow:

$(12 + 13)$ ,  $(11 + 15)$ ,  $(25 + 10)$ ,  $(18 + 18)$

### Pink:

$(2 + 2)$ ,  $(1 + 4)$ ,  $(3 + 3)$ ,  $(1 + 6)$ ,  $(6 + 7)$ ,  $(10 + 4)$ ,  $(8 + 7)$ ,  $(7 + 9)$ ,  $(10 + 7)$ ,  $(9 + 9)$ ,  
 $(11 + 11)$ ,  $(13 + 10)$ ,  $(12 + 12)$ ,  $(11 + 16)$ ,  $(14 + 14)$ ,  $(19 + 10)$ ,  $(16 + 16)$ ,  $(19 + 14)$ ,  
 $(17 + 17)$ ,  $(30 + 7)$ ,  $(29 + 9)$ ,  $(12 + 27)$ ,  $(20 + 23)$ ,  $(22 + 22)$ ,  $(21 + 24)$ ,  $(31 + 15)$ ,  
 $(37 + 10)$ ,  $(35 + 13)$ ,  $(35 + 19)$ ,  $(47 + 8)$ ,  $(38 + 18)$ ,  $(28 + 29)$



## Mystery Picture 2

### Purple:

$(30 + 35)$ ,  $(33 + 33)$ ,  $(50 + 25)$ ,  $(35 + 41)$

### Orange:

$(20 + 13)$ ,  $(17 + 17)$ ,  $(20 + 15)$ ,  $(18 + 18)$ ,  $(27 + 10)$ ,  $(19 + 19)$ ,  $(37 + 5)$ ,  $(31 + 12)$ ,  $(39 + 9)$ ,  $(20 + 29)$ ,  $(25 + 27)$ ,  $(30 + 29)$ ,  
 $(21 + 41)$ ,  $(42 + 27)$ ,  $(40 + 32)$ ,  $(50 + 29)$ ,  $(71 + 11)$ ,  $(45 + 44)$

### Blue:

$(0 + 1)$ ,  $(1 + 1)$ ,  $(3 + 0)$ ,  $(2 + 2)$ ,  $(4 + 1)$ ,  $(3 + 3)$ ,  $(5 + 2)$ ,  $(4 + 4)$ ,  $(3 + 6)$ ,  $(5 + 5)$ ,  $(9 + 2)$ ,  $(6 + 6)$ ,  $(14 + 5)$ ,  $(10 + 10)$ ,  
 $(12 + 9)$ ,  $(15 + 15)$ ,  $(50 + 35)$ ,  $(44 + 42)$ ,  $(50 + 41)$ ,  $(61 + 31)$ ,  $(81 + 12)$ ,  $(43 + 51)$ ,  $(80 + 15)$ ,  $(78 + 18)$ ,  $(68 + 29)$ ,  
 $(49 + 49)$ ,  $(21 + 78)$ ,  $(50 + 50)$

### Green:

$(36 + 19)$ ,  $(28 + 28)$ ,  $(32 + 32)$ ,  $(51 + 16)$ ,  $(46 + 28)$ ,  $(33 + 44)$ ,  $(42 + 42)$ ,  $(50 + 37)$

### Red:

$(11 + 2)$ ,  $(7 + 7)$ ,  $(10 + 5)$ ,  $(8 + 8)$ ,  $(13 + 4)$ ,  $(9 + 9)$ ,  $(11 + 11)$ ,  $(13 + 10)$ ,  $(12 + 12)$ ,  $(19 + 6)$ ,  $(13 + 13)$ ,  $(11 + 16)$ ,  $(14 + 14)$ ,  
 $(23 + 6)$ ,  $(30 + 1)$ ,  $(16 + 16)$ ,  $(14 + 25)$ ,  $(20 + 20)$ ,  $(29 + 12)$ ,  $(25 + 25)$ ,  $(41 + 10)$ ,  $(30 + 30)$ ,  $(21 + 40)$ ,  $(35 + 35)$ ,  $(59 + 12)$ ,  
 $(40 + 40)$ ,  $(75 + 6)$ ,  $(45 + 45)$

### Yellow:


$(22 + 22)$ ,  $(30 + 15)$ ,  $(23 + 23)$ ,  $(29 + 18)$ ,  $(23 + 30)$ ,  $(27 + 27)$ ,  $(28 + 29)$ ,  $(29 + 29)$ ,  $(30 + 33)$ ,  $(33 + 35)$ ,  $(35 + 38)$ ,  
 $(38 + 40)$ ,  $(40 + 43)$ ,  $(43 + 45)$



Josh had 6 toy trucks and was given 6 more for his birthday. How many toy trucks does he have now?



Millie was growing corn in her garden. She picked 23 cobs of corn, but 13 were rotten and had to be thrown away. How many cobs of corn did she have to eat?



 teachstarter


Debbie was baking cupcakes for the fete. On Saturday she baked 10 cupcakes, on Sunday she baked 5 cupcakes and on Monday she baked 2 cupcakes. How many cupcakes did she bake altogether?



 teachstarter



Wendy had 16 coloured pencils in her pencil case. She gave 4 away to her friends. How many coloured pencils does she have left?



 teachstarter

On one side of the street there are 14 houses and on the other side there are 8 houses. How many houses are in the street?



 teachstarter

Lee has read 12 pages of her book. She still has 8 pages left to read. How many pages were in the book altogether?



 teachstarter

You received a bunch of balloons for your birthday. There were 14 balloons but then 3 popped. How many balloons do you have left?



Dave bought a pair of shoes for \$35. How much change will he receive from \$40?



Michael saw 3 red cards, 2 blue cards and 8 white cards. How many cards did he see altogether?





In a game of cricket, Jacob scored 4 runs in the first game, 3 runs in the second game and 3 runs in the third game. How many runs did he score altogether?



teachstarter

You picked 8 flowers and your friend picked 15 flowers. How many flowers do you both have when you put your flowers in a bunch together?



teachstarter

Alana invited 8 of her cousins and 6 of her school friends to her birthday party. How many people were invited altogether?



teachstarter

Cody saw 3 monkeys, 2 zebras, 12 birds and 1 elephant at the zoo. How many animals did he see altogether?



Geoff had saved \$20 and was given another \$30 for his birthday. How much money has he got altogether?



Mai bought 13 oranges on Thursday, 7 oranges on Friday and 4 oranges on Saturday. How many oranges did she buy altogether?






Peter sold 15 tickets to his family, 6 tickets to his friends and 3 tickets to his neighbours. How many tickets did he sell altogether?



teachstarter

You have 25 students in your class. 6 are away today. How many students are in your class today?




teachstarter

There were 15 lambs in one paddock, 5 lambs in another and 10 lambs in the last paddock. How many lambs are there altogether?



teachstarter

Serena helped to plant 35 new trees on Saturday and 14 on Sunday. How many trees did she plant altogether?



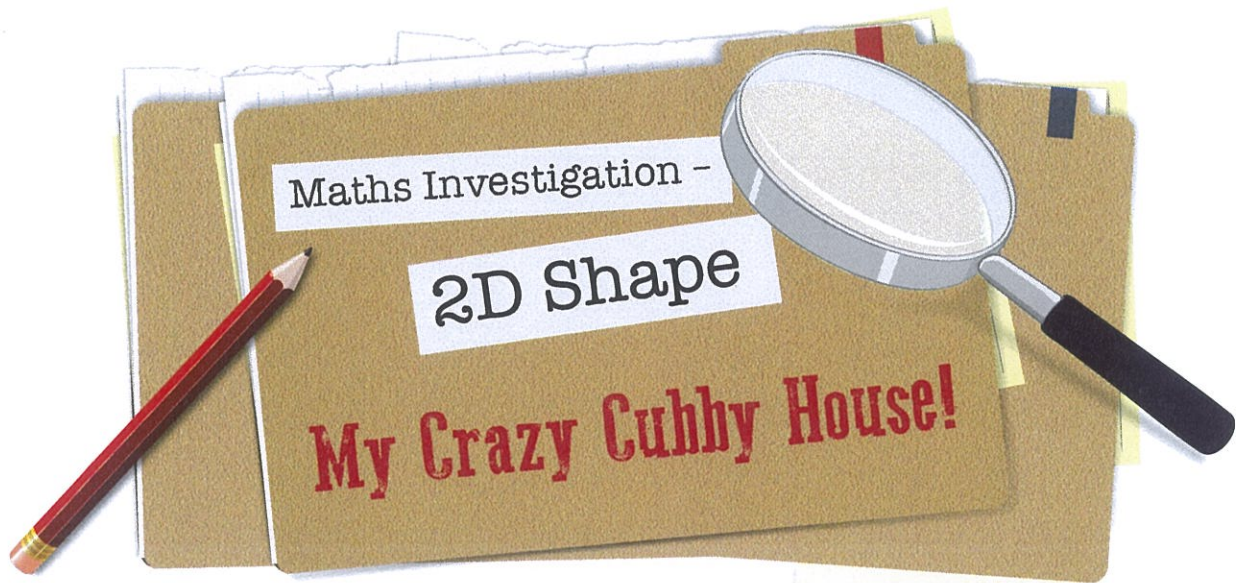
 teachstarter

Erin's chickens laid 5 eggs on Monday, 5 eggs on Tuesday and 8 eggs on Wednesday. How many eggs did they lay altogether?



 teachstarter





## The Scenario

For years, you have been asking your parents for a cubby house for your backyard. Finally, they have decided to build you one for your upcoming birthday!

Your parents are keen to see your ideas about what the cubby house should look like. They would like you to do a drawing of your ideal cubby house using 2D shapes such as squares, rectangles, circles and triangles. They have promised to build your cubby house exactly the way you would like it - interesting, unusual and crazy ideas are welcome!



## The Procedure

1. Plan your crazy cubby house using the worksheet provided.
2. Use a pencil and a ruler to draw your design on the grid paper provided.
3. Colour your design according to the 2D shapes you have used e.g. squares = red.
4. Present your crazy cubby house design to the class.

## The Task

**Draw a crazy cubby house design on grid paper using a variety of 2D shapes.**

**Colour your cubby house design according to the 2D shapes you have used.**

**Present your cubby house design to your class.**

## The Materials

- Lead pencil
- ruler
- coloured pencils or markers
- grid paper





Name: \_\_\_\_\_

Date: \_\_\_\_\_

## Planning My Design

1. Use this table to plan your ideas for your crazy cubby house. There is extra space at the bottom of the table for you to add more interesting features of your own.

Which interesting features could my cubby house have?	Which 2D shapes could I use for these features?
an inside play area	
a roof	
doors	
windows	
a fence	

2. Decide which colours you will use for each 2D shape. Add these to the sentences below. There is extra space at the bottom for you to add more 2D shapes if you wish.

I will colour the squares in \_\_\_\_\_.

I will colour the rectangles in \_\_\_\_\_.

I will colour the circles in \_\_\_\_\_.

I will colour the triangles in \_\_\_\_\_.

I will colour the \_\_\_\_\_ in \_\_\_\_\_.

I will colour the \_\_\_\_\_ in \_\_\_\_\_.




Name: \_\_\_\_\_

Date: \_\_\_\_\_

## Drawing My Design

Draw and colour your crazy cubby house design on the grid paper below.





# PANDORA'S PARTY PALACE

## Snacks

\$5.00

Potato Chips  
10 packets  
per pack



\$3.00

Sultanas  
6 boxes per pack



\$6.00

Popcorn  
10 packets  
per pack



## Lunch Items

\$4.00

Chicken Nuggets  
20 pieces  
per box



\$8.00

Mini Pizzas  
6 pizzas per box



\$20.00

Sushi  
20 rolls per pack



## Sweet Treats

\$10.00

Chocolate Cupcakes  
10 per box



\$6.00

Yoghurt Iceblocks  
10 per box



\$2.00

Lollipops  
Pack of 12



## Drinks

\$6.00

Water  
6 x 250 mL  
bottles



\$10.00

Lemonade  
10 x 375 mL bottles



\$5.00

Juice  
6 x 250 mL boxes



# FOOD



# PANDORA'S PARTY PALACE

## Decorations

\$2.00

Party Hats  
5 hats  
per pack



\$3.00

Balloons  
20 per pack



\$1.00

Streamers  
2 rolls per pack



\$4.00

Bunting  
1 x 3 m pack



\$5.00

Party Poppers  
10 per pack



\$1.00

Party Blowers  
10 per pack



## Serving Supplies

\$2.00

Paper Plates  
20 plates per pack



\$3.00

Paper cups  
25 Cups  
per pack



\$1.00

Straws  
Box of 50



\$2.00

Plastic Tablecloth  
1 per pack



\$1.00

Serviettes  
100 per pack



\$5.00

Wet Hand Wipes  
100 wipes  
per tub



## Decorations and Serving Supplies

## PANDORA'S PARTY PALACE

Lucy bought 20 sweet treats for her party.

Make a list of the sweet treats Lucy bought.



## PANDORA'S PARTY PALACE

Taylor's class was having an end-of-year party.

For the party, he bought 3 boxes of yoghurt ice blocks.

How much did he spend?



## PANDORA'S PARTY PALACE

For his pizza party, Mario bought 2 boxes of mini pizzas.

How much did Mario spend on pizza?



## PANDORA'S PARTY PALACE

Amy had some friends over for a movie night.

She bought 2 packs of popcorn to share with her friends.

How much did Amy spend on popcorn?





### **PANDORA'S PARTY PALACE**

Mrs Small bought some decorations for a class party.

She got 2 packs of balloons and 1 pack of streamers.

How much did Mrs Small spend on decorations for the party?



### **PANDORA'S PARTY PALACE**

Daniel needed some paper plates for a family picnic.

If 40 people are going to the picnic, how many packs of paper plates does Daniel need to buy?



### **PANDORA'S PARTY PALACE**

Sam bought 5 boxes of chicken nuggets for his party.

How much did Sam spend on chicken nuggets?



### **PANDORA'S PARTY PALACE**

As a special treat, Mr Wright bought his class lollipops.

If there were 24 children in the class, how many packs did he buy?





### **PANDORA'S PARTY PALACE**

Coach Carter bought 12 bottles of water – one for each soccer player at the gala day.

How much did Coach Carter spend on water?



### **PANDORA'S PARTY PALACE**

Christine bought 3 boxes of cupcakes to take to school for her birthday.

How many cupcakes did Christine have to share with her friends?



### **PANDORA'S PARTY PALACE**

Naomi bought 2 packs of party hats for her friends to wear at her birthday party.

How many party hats did Naomi have altogether?



### **PANDORA'S PARTY PALACE**

Principal Jones bought yoghurt ice blocks for each class in the school.

If he bought 12 boxes, how much did Principal Jones spend on yoghurt ice blocks?



## PANDORA'S PARTY PALACE

For a science experiment, Professor Paleo bought 4 boxes of straws.

How many straws did Professor Paleo have altogether?



## PANDORA'S PARTY PALACE

On the weekend, Jenny had a party for her 8th birthday.

Jenny bought:

- 1 pack of balloons
- 2 packs of streamers
- 3 boxes of cupcakes.

How much did Jenny spend altogether?



## PANDORA'S PARTY PALACE

To help celebrate New Year's Eve, Lilly bought some decorations from Pandora's Party Palace. Her budget for decorations was \$20.

What could Lilly buy for \$20?



## PANDORA'S PARTY PALACE

You have been given a budget of \$50 to organise your own party, using items from Pandora's Party Palace.

Make a list of the items you will buy.

Check that your items cost less than \$50.




# SPACECRAFT

## DESIGN TASK

### The Scenario:

Look up at the stars! An alien needs to get back to his home planet. He needs you to build him a spacecraft that will take him safely back to his home.



### The Process:

Follow the Engineering Design Process to help you to complete this task.

1. Ask questions - What is the problem? Are there any challenges?
2. Imagine it - Brainstorm your ideas. Pick the best one!
3. Plan it - Make a list of materials. Draw a labelled diagram.
4. Create it - Follow your plan. Create a model if possible.
5. Improve it - Did it work? Can you make it better? What could be done differently?
6. Share it - What changes need to be made? What do others think?

### Material Available:

- paper plates
- paper bowls
- paper cups
- paper straws
- pipe cleaners
- cardboard tubes
- coloured paper
- coloured card
- egg cartons
- glue
- sticky tabs
- tape
- aluminium foil

Name \_\_\_\_\_

Date \_\_\_\_\_

# Spacecraft Design Task

1. I am designing a: \_\_\_\_\_

2. I will need the following materials:

- 
- 
- 
- 
- 
- 
- 
- 

Labelled Diagram of My Spacecraft

