

**YEAR 1**

**LEARNING**

- FROM -

**HOME**

 **teachstarter**

## Word Work Grid

Complete each of the activities in this grid. Write the date you completed each activity on the line provided.

<p style="text-align: center;"><b>Syllable Sort</b></p> <p>Write your spelling words in order from the least amount of syllables to the most. Words with the same number of syllables should be in alphabetical order.</p> <p>Date: _____</p>	<p style="text-align: center;"><b>Odd One Out</b></p> <p>For each of your spelling words, write four words. One is your spelling word, two relate to your spelling word and one is the odd word out that doesn't fit with the other two.</p> <p>Date: _____</p>	<p style="text-align: center;"><b>Wacky Words</b></p> <p>On a sheet of paper, write your spelling words in different directions, filling up the whole sheet. Use different colours and types of writing for each word.</p> <p>Date: _____</p>	<p style="text-align: center;"><b>Word Detective</b></p> <p>Write three clues about each of your spelling words. Ask someone to try to guess your spelling words using your clues.</p> <p>Date: _____</p>	<p style="text-align: center;"><b>Digging in the Dictionary</b></p> <p>Use a dictionary to find the definition and write a sentence for each of your spelling words.</p> <p>Date: _____</p>
<p style="text-align: center;"><b>Rhyming Wheels</b></p> <p>Think of as many words as you can that rhyme with your spelling words.</p> <p>Date: _____</p>	<p style="text-align: center;"><b>Alliteration</b></p> <p>Write a sentence for each of your spelling words using as much alliteration as possible.</p> <p>Date: _____</p>	<p style="text-align: center;"><b>Sentence Smart</b></p> <p>Write a sentence for each of your spelling words.</p> <p>Date: _____</p>	<p style="text-align: center;"><b>Story Time</b></p> <p>Write a story using as many of your spelling words as you can. Underline each of your spelling words.</p> <p>Date: _____</p>	<p style="text-align: center;"><b>Sort Them Out</b></p> <p>Sort the words on your spelling list into three different categories of your choice.</p> <p>Date: _____</p>
<p style="text-align: center;"><b>Word Search</b></p> <p>Create your own word search using all the words on your spelling list.</p> <p>Date: _____</p>	<p style="text-align: center;"><b>Handwriting Hero</b></p> <p>Write out your spelling words in your very best cursive hand writing.</p> <p>Date: _____</p>	<p style="text-align: center;"><b>Letter Lingo</b></p> <p>Write a letter to a friend. Use as many spelling words in your letter as you can.</p> <p>Date: _____</p>	<p style="text-align: center;"><b>Words Within Words</b></p> <p>Make a list of as many smaller words as you can find from your spelling list.</p> <p>Date: _____</p>	<p style="text-align: center;"><b>Code Breaker</b></p> <p>Use the code guide to make a code for each of your spelling words.</p> <p>Date: _____</p>

## 1 Tom's Broken Leg

my brother tom broke his  
leg playing soccer He haz  
a red crutch to help hiim  
walk.



Find 2 spelling mistakes.  
Add 2 capital letters and 1 full stop.

teachstarter

## 2 Windy Day

it was a really windy day  
on Sondag. kate and ben  
tok their kite to the park  
to fly it



Find 2 spelling mistakes.  
Add 3 capital letters and 1 full stop.

teachstarter

3

## A Rainy Day

the sky started to tern  
grey. Rain started to fall  
on my head. i poot up my  
favourite umbrella



Find 2 spelling mistakes.  
Add 2 capital letters and 1 full stop.

teachstarter

4

## Show and Tell

for show and tell tooday  
Bill bought his cat. his  
name is called Snowflake.  
Snowflake likes big huggs



Find 2 spelling mistakes.  
Add 2 capital letters and 1 full stop.

teachstarter

## 5 Rob the Robot

rob the robot lieks the  
colour green. He has long  
slinky blu arms. he has a  
red button on his head



Find 2 spelling mistakes.  
Add 2 capital letters and 1 full stop.



## 6 Map of the World

jane was looking at a map  
of teh world. she culd see  
all the water and land



Find 2 spelling mistakes.  
Add 2 capital letters and 1 full stop.



## 7 Jumping in Puddles

jill wore her raine boots  
today. there wer lots of  
muddy puddles to jump  
in



Find 2 spelling mistakes.  
Add 2 capital letters and 1 full stop.



## 8 Slimy Frogs

frogs do not drink water  
like we do. They get watar  
through their skin. this is  
whyy frog skin feels slimy



Find 2 spelling mistakes.  
Add 2 capital letters and 1 full stop.



## 9 Wags the Dog

wags the dog has run  
awaye. Do you know  
where wags has goen



Find 2 spelling mistakes.  
Add 2 capital letters and 1 question mark.



## 10 Hot, Hot, Hot!

the sun is really hott.  
What do i need to stay  
sayfe from the sun



Find 2 spelling mistakes.  
Add 2 capital letters and 1 question mark.



## 11 What's Hiding?

there is something hiding  
under that rock. Do you  
know wat it is



Find 2 spelling mistakes.  
Add 1 capital letter and 1 question mark.



## 12 What Am I?

i have a really loong neck  
and i like to eat leaves.  
What do you thinnk I  
might be



Find 2 spelling mistakes.  
Add 2 capital letters and 1 question mark.





## 13 Race Day

i crossd the finish line. i  
was so happi! I came first



Find 2 spelling mistakes.  
Add 2 capital letters and 1 exclamation mark.



## 14 My Hairbrush

my sister was using mi  
hairbrush. i was sow  
angry



Find 2 spelling mistakes.  
Add 2 capital letters and 1 exclamation mark.



**15 Pop!**

bang! i popped thee  
balloon using my finger. It  
gave my Mam a fright



Find 2 spelling mistakes.  
Add 2 capital letters and 1 exclamation mark.



**16 Bouncy Ball**

help! My bal has bounced  
away and i can't finde it.  
Can you help me



Find 2 spelling mistakes.  
Add 2 capital letters and 1 question mark.



## 17 The Cat and the Rat

the cat was sleeping on  
the mat. a fat rat caem  
and sat next to the  
seeping cat



Find 2 spelling mistakes.  
Add 2 capital letters and 1 full stop.



## 18 The Vet

we took my pet to the  
vet. My vett has not met  
my pet yet. i hoep my pet  
likes the vet



Find 2 spelling mistakes.  
Add 2 capital letters and 1 full stop.



## 19 Fun in the Sun

on the weekand we had  
some fun in the sun. We  
went for a run and aet a  
yummy bun



Find 2 spelling mistakes.  
Add 1 capital letter and 1 full stop.



## 20 Ted the Dog

ted the dog was reddy  
to be fed. His food bowle  
was next to his bed in the  
red shed



Find 2 spelling mistakes.  
Add 1 capital letter and 1 full stop.



## Code Breaker

Write the numbers under each letter in your spelling word. Ask a partner to try and crack your code.

a	b	c	d	e	f	g	h	i	j	k	l	m
1	2	3	4	5	6	7	8	9	10	11	12	13

n	o	p	q	r	s	t	u	v	w	x	y	z
14	15	16	17	18	19	20	21	22	23	24	25	26

Code	Spelling Word
12, 9, 20, 20, 12, 5	little

## Digging in the Dictionary

Write your spelling word in the first column, the definition from the dictionary in the second column and the word in a sentence in the third column.

Spelling Word	Definition	Sentence

---


---

---

---

---

---

---

---

---

---

---

---

---

---

---

---

---

---


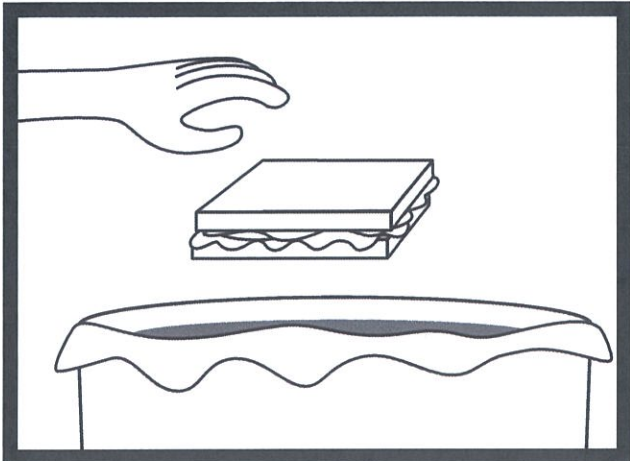


---

---


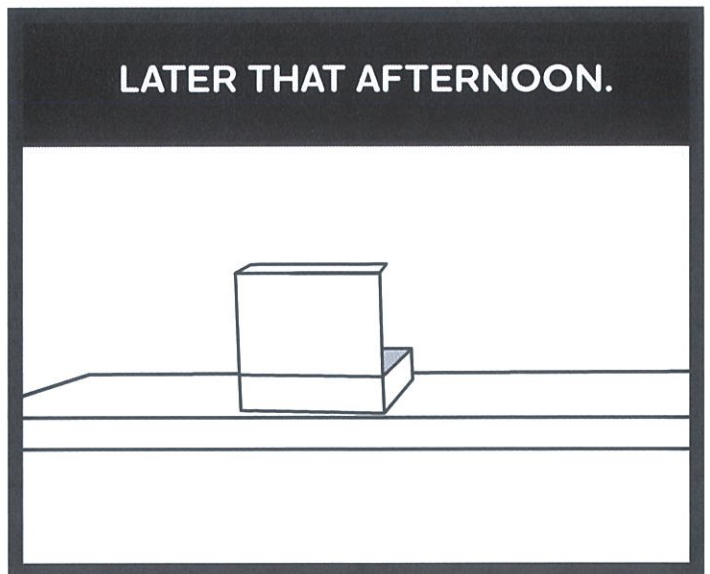
---

# SUPERFOODS

## What's for Lunch?







Name: \_\_\_\_\_

Date: \_\_\_\_\_

## Superfoods: What's for Lunch?

### Questions



1. Why do you think the girl in the comic is not happy?

---

---

2. What does the boy tell her to do?

---

---

3. Has there been a time you were given a lunch you did not like?  
When was that?

---

---

4. List some foods you know that are healthy.


---

---

5. Suggest a lunch for the girl that is both delicious and healthy.  
Draw it below.

# SEARCH-A-ROONEY

Can you find a unicorn?  
Do you see a soccer ball?  
How many clothes pegs  
can you count?



Name: \_\_\_\_\_

Date: \_\_\_\_\_

## Search-a-Rooney #2

### Questions

1. Name five animals you can see on this page. Can you name more?

---

---

---

---

---

2. Look at the picture and describe an animal that you have never seen before.

---

---

---

3. What animal did you describe?

---

4. Which of the drawn characters would be a leader? Why?

---

---

---

5. Choose a drawn character to write about. Write about who you think they are.


---

---

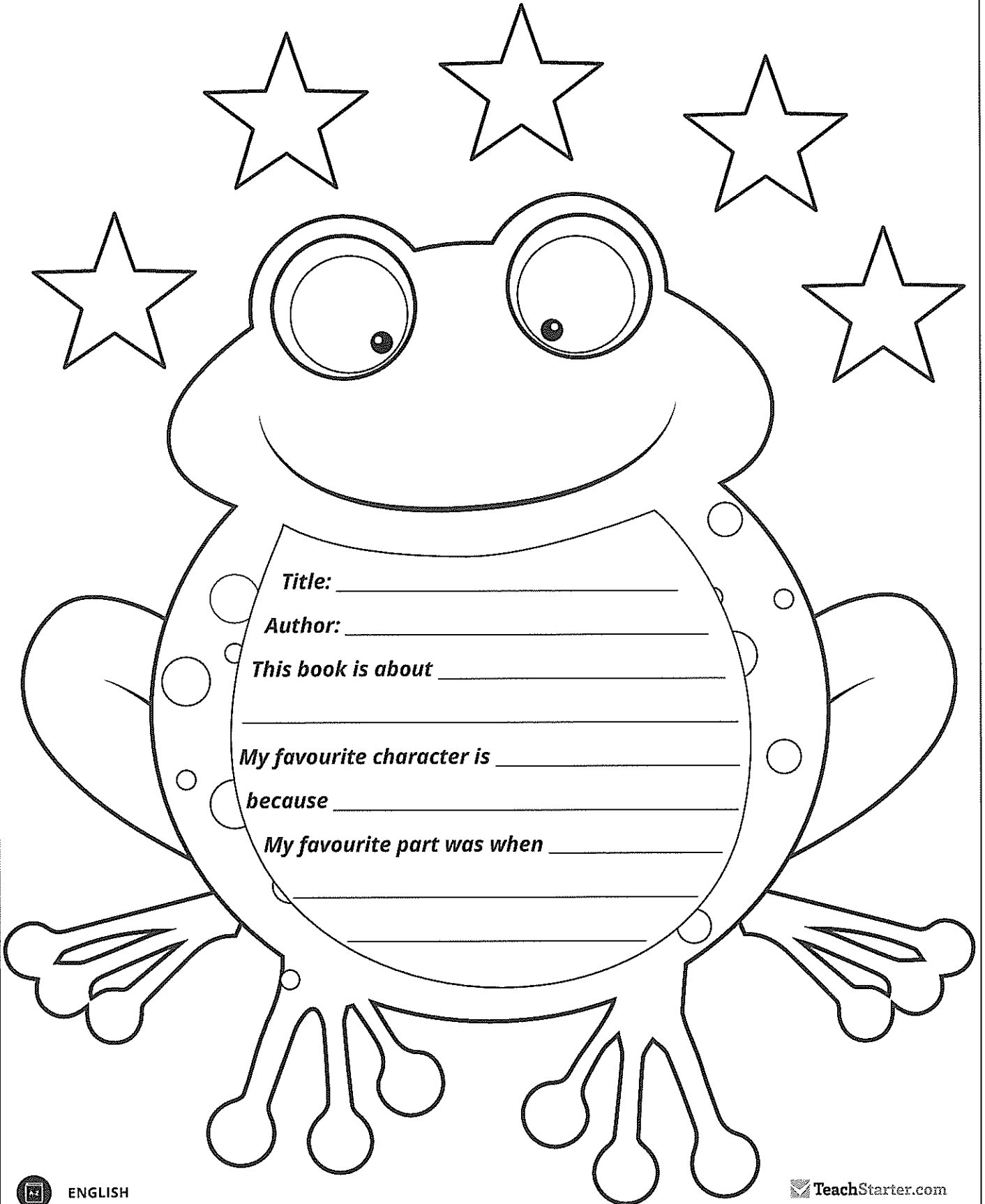


# My Book Report for

---




# My Book Report



# My Book Report for

---



# Jack and the Beanstalk

Once upon a time there was a boy called Jack. He lived with his mother. They were very poor. The only thing that they owned was a cow.

One morning, Jack's mother told Jack to take their cow to market and sell her for money. On the way to the market, Jack met a man. The man asked Jack if he would sell the cow for some magic beans. Jack took the beans for the cow and went back home. When Jack's mother saw the beans, she was very angry. She was so cross that she threw the beans out of the window.

The next morning, Jack looked out of the window. He saw a giant beanstalk. He went outside and started to climb the tall beanstalk. He climbed up and up to the sky and through the clouds. Above the clouds, Jack saw a beautiful castle. He went into the castle. Then, Jack heard a loud voice. It was the voice of an enormous giant. Jack felt scared.

"Fee, Fi, Fo, Fum!" said the giant.

Jack ran into a cupboard to hide. The big giant came into the room and sat down. On the table there was a hen and a golden harp.

"Lay!" said the giant. The hen laid an egg. It was made of gold.

"Sing!" said the giant. The harp began to sing.

After a little while, the giant fell asleep. Jack jumped out of the cupboard. He thought that his mother would like the magic hen and the magic harp. So, he took the hen and the harp.

Suddenly, the harp sang, "Help, master!" The giant woke up and shouted, "Fee, Fi, Fo, Fum!"

Jack ran and started climbing down the beanstalk. The giant came down after him.

"Mother, help!" Jack shouted.

Jack's mother took an axe and chopped down the beanstalk. The giant fell and crashed to the ground. With the golden eggs and the magic harp, Jack and his mother lived happily ever after.



Name \_\_\_\_\_

Date \_\_\_\_\_

## Capital Letter and Full Stop Scavenger Hunt

As a class, read the following passage from the fairy tale, *Jack and the Beanstalk*.

**Once upon a time there was a boy called Jack. He lived with his mother. They were very poor. The only thing that they owned was a cow.**

**Jack's mother told Jack to take their cow to market and sell her for money. On the way to the market, Jack met a man. The man asked Jack if he would sell the cow for some magic beans. Jack took the beans for the cow and went back home. When Jack's mother saw the beans, she was very angry. She was so cross that she threw the beans out of the window.**

When you have read the passage:

- hunt for capital letters and full stops
- underline the capital letters and put a circle around the full stops (the capital letters and full stops in the first sentence have been found for you)
- create a tally to show the number of capital letters and full stops that you have found.

Capital Letters and Full Stops - Tally Marks		Total
full stops		
capital letters		



Name \_\_\_\_\_

Date \_\_\_\_\_

## Hunt It and Fix It!

Capital letters are used at the start of a sentence and for proper nouns.

Full stops are used at the end of a sentence.

The following sentences **do not** have capital letters and full stops.

Rewrite each sentence by adding capital letters and full stops in the correct places.

1. once upon a time there was a boy called jack

---

---

---

2. the big giant came into the room and sat down

---

---

---

3. the giant fell and crashed to the ground

---

---

---

4. the man asked jack if he would sell the cow for some magic beans

---

---

---

5. jack and his mother were very poor

---

---

---



Name: \_\_\_\_\_

Date: \_\_\_\_\_

## Nouns, Verbs and Adjectives Sort

Cut out the words and paste them into the table under their correct heading.

apple	read	large	ball
skateboard	kitten	cook	fastest
lonely	whisper	school	old
teacher	red	yell	run
cold	lazy	purple	fish
dinosaur	crazy	hop	hat

Name: \_\_\_\_\_

Date: \_\_\_\_\_

## Nouns, Verbs and Adjectives Sort

Nouns	Verbs	Adjectives

Name \_\_\_\_\_

Date \_\_\_\_\_

### Listening to Audio Books is Better Than Reading Books

Cut out the for and against statements below arguing why listening to audio books is or is not better than reading books. Paste each statement under the correct heading on the next page.

Audio books develop good listening skills.

Listening to an audio book is more interesting than reading.

Audio books require batteries.

Real books can be taken anywhere.

Audio books are more expensive to buy than books.

Real books help to develop important reading skills.

Audio books can be listened to whilst doing other activities.

Audio books uses a persons imagination to picture a story.

Name \_\_\_\_\_

Date \_\_\_\_\_

## Listening to Audio Books is Better Than Reading Books

FOR

AGAINST




# Story Map

Title \_\_\_\_\_

**Characters**



**Setting**



**What else happened?**



**Problem**



**Solution**



Josh had 6 toy trucks and was given 6 more for his birthday. How many toy trucks does he have now?



Millie was growing corn in her garden. She picked 23 cobs of corn, but 13 were rotten and had to be thrown away. How many cobs of corn did she have to eat?



 teachstarter

Debbie was baking cupcakes for the fete. On Saturday she baked 10 cupcakes, on Sunday she baked 5 cupcakes and on Monday she baked 2 cupcakes. How many cupcakes did she bake altogether?



 teachstarter



Wendy had 16 coloured pencils in her pencil case. She gave 4 away to her friends. How many coloured pencils does she have left?



 teachstarter

On one side of the street there are 14 houses and on the other side there are 8 houses. How many houses are in the street?



 teachstarter

Lee has read 12 pages of her book. She still has 8 pages left to read. How many pages were in the book altogether?



 teachstarter

You received a bunch of balloons for your birthday. There were 14 balloons but then 3 popped. How many balloons do you have left?



 teachstarter

Dave bought a pair of shoes for \$35. How much change will he receive from \$40?




 teachstarter

Michael saw 3 red cards, 2 blue cards and 8 white cards. How many cards did he see altogether?



 teachstarter

In a game of cricket, Jacob scored 4 runs in the first game, 3 runs in the second game and 3 runs in the third game. How many runs did he score altogether?



teachstarter

You picked 8 flowers and your friend picked 15 flowers. How many flowers do you both have when you put your flowers in a bunch together?



teachstarter

Alana invited 8 of her cousins and 6 of her school friends to her birthday party. How many people were invited altogether?



teachstarter

Cody saw 3 monkeys, 2 zebras, 12 birds and 1 elephant at the zoo. How many animals did he see altogether?



Geoff had saved \$20 and was given another \$30 for his birthday. How much money has he got altogether?



Mai bought 13 oranges on Thursday, 7 oranges on Friday and 4 oranges on Saturday. How many oranges did she buy altogether?




Peter sold 15 tickets to his family, 6 tickets to his friends and 3 tickets to his neighbours. How many tickets did he sell altogether?



teachstarter

You have 25 students in your class. 6 are away today. How many students are in your class today?



teachstarter

There were 15 lambs in one paddock, 5 lambs in another and 10 lambs in the last paddock. How many lambs are there altogether?



teachstarter

Serena helped to plant 35 new trees on Saturday and 14 on Sunday. How many trees did she plant altogether?



Erin's chickens laid 5 eggs on Monday, 5 eggs on Tuesday and 8 eggs on Wednesday. How many eggs did they lay altogether?





## The Scenario

Very soon, your class will be celebrating the International Day of Friendship. To help mark the occasion, your teacher is asking everyone in the class to design and make a friendship band for a special friend. You will need to use coloured, circular beads in a repeating pattern. You must use at least three colours in each design.

Your teacher would like you to create three different friendship band designs before deciding which one you like the best. You will also need to describe the pattern you have used in each design.

## The Task

**To create three friendship band designs using a repeating colour pattern.**

## The Materials

- Coloured pencils or markers
- String
- Coloured Beads

## The Procedure

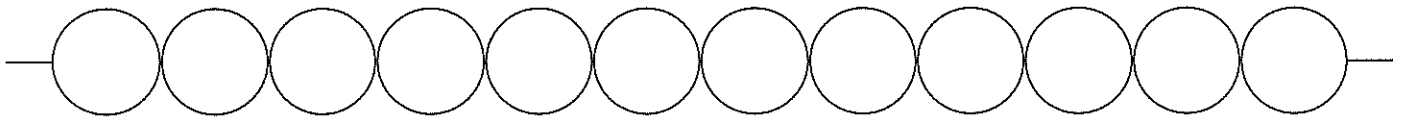
1. Colour three different friendship band designs on the template provided.
2. Describe the colour pattern that you have used for each design.
3. Choose which friendship band design you like the best.
4. If the materials are available, make your design using string and coloured beads.



Name \_\_\_\_\_ Date \_\_\_\_\_

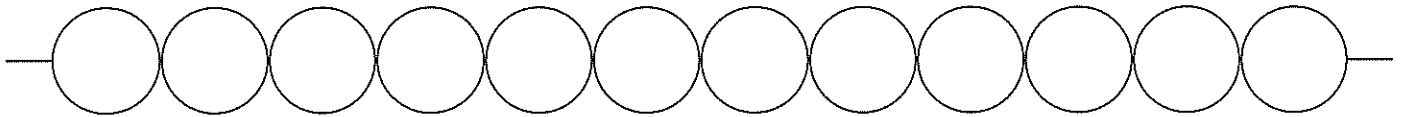
## My Friendship Band Design

### Design 1



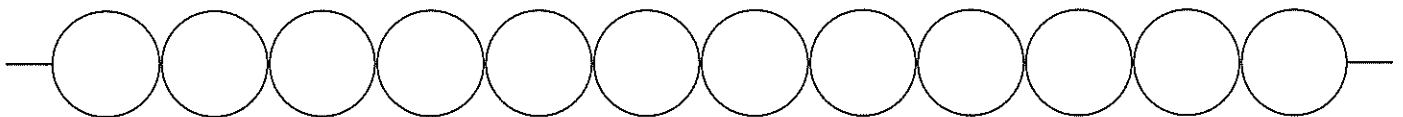
The pattern I have used for this design is : \_\_\_\_\_.

### Design 2



The pattern I have used for this design is : \_\_\_\_\_.

### Design 3



The pattern I have used for this design is : \_\_\_\_\_.

My favourite design is number \_\_\_\_\_ because \_\_\_\_\_.



# PANDORA'S PARTY PALACE

## Snacks

\$5.00

Potato Chips  
10 packets  
per pack



\$3.00

Sultanas  
6 boxes per pack



\$6.00

Popcorn  
10 packets  
per pack



## Lunch Items

\$4.00

Chicken Nuggets  
20 pieces  
per box



\$8.00

Mini Pizzas  
6 pizzas per box



\$20.00

Sushi  
20 rolls per pack



## Sweet Treats

\$10.00

Chocolate Cupcakes  
10 per box



\$6.00

Yoghurt Iceblocks  
10 per box



\$2.00

Lollipops  
Pack of 12



## Drinks

\$6.00

Water  
6 x 250 mL  
bottles



\$10.00

Lemonade  
10 x 375 mL bottles



\$5.00

Juice  
6 x 250 mL boxes



# FOOD

# PANDORA'S PARTY PALACE

## Decorations

\$2.00

Party Hats  
5 hats  
per pack



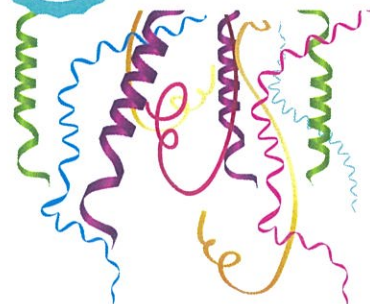
\$3.00

Balloons  
20 per pack



\$1.00

Streamers  
2 rolls per pack



\$4.00

Bunting  
1 x 3 m pack



\$5.00

Party Poppers  
10 per pack



\$1.00

Party Blowers  
10 per pack



## Serving Supplies

\$2.00

Paper Plates  
20 plates per pack



\$3.00

Paper cups  
25 Cups  
per pack



\$1.00

Straws  
Box of 50



\$2.00

Plastic Tablecloth  
1 per pack



\$1.00

Serviettes  
100 per pack



\$5.00

Wet Hand Wipes  
100 wipes  
per tub



## Decorations and Serving Supplies

## PANDORA'S PARTY PALACE

Lucy bought 20 sweet treats for her party.

Make a list of the sweet treats Lucy bought.



## PANDORA'S PARTY PALACE

Taylor's class was having an end-of-year party.

For the party, he bought 3 boxes of yoghurt ice blocks.

How much did he spend?



## PANDORA'S PARTY PALACE

For his pizza party, Mario bought 2 boxes of mini pizzas.

How much did Mario spend on pizza?



## PANDORA'S PARTY PALACE

Amy had some friends over for a movie night.

She bought 2 packs of popcorn to share with her friends.

How much did Amy spend on popcorn?



## PANDORA'S PARTY PALACE

Mrs Small bought some decorations for a class party.

She got 2 packs of balloons and 1 pack of streamers.

How much did Mrs Small spend on decorations for the party?



## PANDORA'S PARTY PALACE

Daniel needed some paper plates for a family picnic.

If 40 people are going to the picnic, how many packs of paper plates does Daniel need to buy?



## PANDORA'S PARTY PALACE

Sam bought 5 boxes of chicken nuggets for his party.

How much did Sam spend on chicken nuggets?



## PANDORA'S PARTY PALACE

As a special treat, Mr Wright bought his class lollipops.

If there were 24 children in the class, how many packs did he buy?



## PANDORA'S PARTY PALACE

Coach Carter bought 12 bottles of water – one for each soccer player at the gala day.

How much did Coach Carter spend on water?



## PANDORA'S PARTY PALACE

Christine bought 3 boxes of cupcakes to take to school for her birthday.

How many cupcakes did Christine have to share with her friends?



## PANDORA'S PARTY PALACE

Naomi bought 2 packs of party hats for her friends to wear at her birthday party.

How many party hats did Naomi have altogether?



## PANDORA'S PARTY PALACE

Principal Jones bought yoghurt ice blocks for each class in the school.

If he bought 12 boxes, how much did Principal Jones spend on yoghurt ice blocks?



## PANDORA'S PARTY PALACE

For a science experiment, Professor Paleo bought 4 boxes of straws.

How many straws did Professor Paleo have altogether?



## PANDORA'S PARTY PALACE

On the weekend, Jenny had a party for her 8th birthday.

Jenny bought:

- 1 pack of balloons
- 2 packs of streamers
- 3 boxes of cupcakes.

How much did Jenny spend altogether?



## PANDORA'S PARTY PALACE

To help celebrate New Year's Eve, Lilly bought some decorations from Pandora's Party Palace. Her budget for decorations was \$20.

What could Lilly buy for \$20?



## PANDORA'S PARTY PALACE

You have been given a budget of \$50 to organise your own party, using items from Pandora's Party Palace.

Make a list of the items you will buy.

Check that your items cost less than \$50.




# SPACECRAFT

## DESIGN TASK

### The Scenario:

Look up at the stars! An alien needs to get back to his home planet. He needs you to build him a spacecraft that will take him safely back to his home.



### The Process:

Follow the Engineering Design Process to help you to complete this task.

1. Ask questions - What is the problem? Are there any challenges?
2. Imagine it - Brainstorm your ideas. Pick the best one!
3. Plan it - Make a list of materials. Draw a labelled diagram.
4. Create it - Follow your plan. Create a model if possible.
5. Improve it - Did it work? Can you make it better? What could be done differently?
6. Share it - What changes need to be made? What do others think?

### Material Available:

- paper plates
- paper bowls
- paper cups
- paper straws
- pipe cleaners
- cardboard tubes
- coloured paper
- coloured card
- egg cartons
- glue
- sticky tabs
- tape
- aluminium foil

Name \_\_\_\_\_

Date \_\_\_\_\_

# Spacecraft Design Task

1. I am designing a: \_\_\_\_\_

2. I will need the following materials:

- 
- 
- 
- 
- 
- 
- 
- 

Labelled Diagram of My Spacecraft

