


Framework for Learning from Home – Year 6 Term 4 Week 3 2021

	Monday October 18	Tuesday October 19	Wednesday October 20	Thursday October 21	Friday October 22
Session 1	<p>ROLL CALL</p> <p>English</p> <p>Reading: Read a chapter from a book at home or use your school magazine: https://theschoolmagazine.com.au/magazine/touchdown https://www.storylineonline.net/</p> <p>Respond: Place yourself in the shoes of one of the characters you have just read about and write a diary entry of a key moment from the story. Try to choose a moment in the story in which the character has plenty of interaction and emotion to share in a diary entry.</p> <p>Soundwaves – Unit 31 Complete online activities using the online platform.</p>	<p>ROLL CALL</p> <p>English</p> <p>Viewing: Watch ‘Behind the News’ on ABC Me or online at https://www.abc.net.au/btn</p> <p>Respond: Choose your favourite story. Write a detailed summary of the story. Include what you think about the story.</p> <p>Soundwaves: Unit 31 Complete page 1 of Unit 31 student pages</p> <p>History: How did women gain full citizenship rights over time?</p> <p>History Mysteries (Interactive) – Activity 6</p>	<p>ROLL CALL</p> <p>English</p> <p>Soundwaves: Unit 31 Complete page 2 of Unit 31 student pages</p> <p>Library with Mr Philpott at 9:30am</p> <p>Reading: Library Response Task – Year 6 HPS 2021 Team</p>	<p>ROLL CALL</p> <p>English</p> <p>Reading: Read or listen to a news article from https://www.kidsnews.com.au/</p> <p>Respond: Choose one of the following - answer the questions at the end of the article OR complete one of the activities at the end of the article OR write a summary of the article.</p> <p>Writing: Students read ‘Adaptations of a cactus’ and find meaning of challenging words using a dictionary. Students write three short paragraphs on the ‘Cactus Plant Adaptations’</p>	<p>ROLL CALL</p> <p>English</p> <p>Reading: Listen to the Squiz Kids daily podcast: https://www.squizkids.com.au/</p> <p>Respond: Record the 5 most interesting facts. Why are they interesting to you?</p> <p>Soundwaves: Unit 31 Optional extension: Superchallenge activity</p>

	Monday October 18	Tuesday October 19	Wednesday October 20	Thursday October 21	Friday October 22
	<p>Writing:</p> <p>Students read powerpoint 'How Have Plants Adapted to Survive in the Rainforest?'</p> <ul style="list-style-type: none"> • Draw a labelled diagram of at least three of the adaptations discussed. • Use noun groups e.g. thin, woody vines • Use adverbial phrases that describe how, why or where something happens e.g. to climb higher; from the air etc. • Upload your labelled diagram to Teams (see example done by Mrs Singh). 	<p>https://www.australianhistorymysteries.info/resource-zone/primary-society/activity-6.php</p> <p>Women gained full citizenship rights over time in Australia. Here are some important events.</p> <p>Part 1 Read each one carefully and choose which year that event happened. The clues are in the explanations. Take a photo to upload to today's assignment (name it History Part 1). Then in</p> <p>Part 2 you can choose the most appropriate photograph that illustrates each event and its significance in women's citizenship rights. Take a photo to upload to today's assignment (name it History Part 2).</p>		<p>worksheet explaining the importance of a cactus' stem, spines and roots in helping it adapt to the environment.</p> <ul style="list-style-type: none"> • Use noun groups e.g. thin, woody vines • Use adverbial phrases that describe how, why or where something happens e.g. to climb higher; from the air etc. • Use example sentence starters. • Upload your labelled diagram to Teams. 	
Break	Break (30 mins) Eat & Play	Break (30 mins) Eat & Play	Break (30 mins) Eat & Play	Break (30 mins) Eat & Play	Break (30 mins) Eat & Play

	Monday October 18	Tuesday October 19	Wednesday October 20	Thursday October 21	Friday October 22
Session 2	<p>Fitness (excl 6S & 6D)</p> <p>Dance along with KidzBop via this link: https://www.youtube.com/watch?v=POXt3KzjeXI</p> <p>11.30 6S 6D Science excursion</p> <p>Mathematics</p> <p>HotMaths: Multiplying decimals by a whole number</p> <p>HotSheets:</p> <ul style="list-style-type: none"> Where's the point? Sizing it up Practising decimal products Product problems <p>OC HotMaths: Percentage of an Amount</p> <p>OC HotSheets:</p> <ul style="list-style-type: none"> Mental magic and manipulations Taking a percentage 	<p>CAPA – Dance</p> <p>Learnt work part 1 (attached PDF sheet)</p> <p>11.30 6B 6R Science excursion</p> <p>Mathematics</p> <p>HotMaths: Dividing decimals by a whole number</p> <p>HotSheet:</p> <ul style="list-style-type: none"> Dividing it up <p>OC Maths: Maths Olympiad Problems</p>	<p>Mathematics</p> <p>NRich Maths:</p> <p>Bryoni's Triangle Students will share their understanding of fractions as they work to solve the problem.</p> <p>WELLBEING WEDNESDAY</p> <ul style="list-style-type: none"> Design an exercise routine. See if you can get members of your family to do it too. Make some wild art using sticks, leaves, flowers and anything else you can find outdoors Make someone in your house a snack or drink. 	<p>CAPA – dance</p> <p>Learnt work part 2 (attached PDF sheet)</p> <p>11.30 6C 6T Science excursion</p> <p>Mathematics</p> <p>HotMaths: Calculating Percentages</p> <p>HotSheets:</p> <ul style="list-style-type: none"> Taking a percentage Discounts <p>OC HotMaths: Discounts</p> <p>OC HotSheets:</p> <ul style="list-style-type: none"> Exploring discounts Percentage saved 	<p>Fitness</p> <p>Dance along with KidzBop via this link: https://www.youtube.com/watch?v=D4a1BZ1YtKE</p> <p>Mathematics</p> <p>HotMaths: Exploring percentages/Percentages-decimals-fractions</p> <p>HotSheets:</p> <ul style="list-style-type: none"> More or less Converting forms of fractions Percentage, decimal and fraction cards <p>OC HotMaths: Classifying 3D objects</p> <p>OC HotSheet:</p> <ul style="list-style-type: none"> Platonic solids

	Monday October 18	Tuesday October 19	Wednesday October 20	Thursday October 21	Friday October 22
Break	Break (1 hour) Eat & Play	Break (1 hour) Eat & Play		Break (1 hour) Eat & Play	Break (1 hour) Eat & Play
Session 3	<p>Community Languages classes (20mins)</p> <p>PDH - Ninja Footwork</p> <ul style="list-style-type: none"> Watch the Copy Cat Challenge - Ninja Footwork video. <p>https://publish.viostream.com/play/w9i3zgn43et1j</p> <ul style="list-style-type: none"> Watch the video again and see if you can copy Ben & Dan <p>It takes an enormous amount of energy to be a ninja, so a nutritious diet is important!</p> <ul style="list-style-type: none"> Research and write a recipe that features healthy ingredients. Write and design your recipe. (See if you can find a photo of your finished dish online) Give your dish an interesting name! 	<p>Science: Plant Adaptations Activity 7 and evaluation on:</p> <p>Amazing adaptations - Plant adaptations (google.com)</p>		<p>History: Activity 7</p> <p>Migrant (including refugees) and citizenship rights over time in Australia -</p> <p>Have migrants always had the same citizenship rights as other Australians? (Interactive)</p> <p>Read this introduction to a migrant's story. Then choose which part of his story you want to follow up: Choose a path of A B or C in the interactive to learn more (Reading link) - Take a photo to upload to today's work</p> <p>https://www.australianhistorymysteries.info/resource-zone/primary-society/activity-7.php</p>	<p>Restaurant task</p> <p>Use the attached PowerPoint to complete this task.</p>





































Word Work Grid

Complete each of the activities in this grid. Write the date you completed each activity on the line provided.

<p>Syllable Sort Write your spelling words in order from the least amount of syllables to the most. Words with the same number of syllables should be in alphabetical order.</p> <p>Date: _____</p>	<p>Odd One Out For each of your spelling words, write four words. One is your spelling word, two relate to your spelling word and one is the odd word out that doesn't fit with the other two.</p> <p>Date: _____</p>	<p>Wacky Words On a sheet of paper, write your spelling words in different directions, filling up the whole sheet. Use different colours and types of writing for each word.</p> <p>Date: _____</p>	<p>Word Detective Write three clues about each of your spelling words. Ask someone to try to guess your spelling words using your clues.</p> <p>Date: _____</p>	<p>Digging in the Dictionary Use a dictionary to find the definition and write a sentence for each of your spelling words.</p> <p>Date: _____</p>
<p>Rhyming Wheels Think of as many words as you can that rhyme with your spelling words.</p> <p>Date: _____</p>	<p>Alliteration Write a sentence for each of your spelling words using as much alliteration as possible.</p> <p>Date: _____</p>	<p>Sentence Smart Write a sentence for each of your spelling words.</p> <p>Date: _____</p>	<p>Story Time Write a story using as many of your spelling words as you can. Underline each of your spelling words.</p> <p>Date: _____</p>	<p>Sort Them Out Sort the words on your spelling list into three different categories of your choice.</p> <p>Date: _____</p>
<p>Word Search Create your own word search using all the words on your spelling list.</p> <p>Date: _____</p>	<p>Handwriting Hero Write out your spelling words in your very best cursive hand writing.</p> <p>Date: _____</p>	<p>Letter Lingo Write a letter to a friend. Use as many spelling words in your letter as you can.</p> <p>Date: _____</p>	<p>Words Within Words Make a list of as many smaller words as you can find from your spelling list.</p> <p>Date: _____</p>	<p>Code Breaker Use the code guide to make a code for each of your spelling words.</p> <p>Date: _____</p>



Some activities and ideas for home for parents of primary and early learners

- Make or do a jigsaw puzzle  Try some origami  Create an obstacle course
- Bake or cook something  Learn a magic trick  Paint or draw a picture  Build a blanket fort 
- Make a joke book  Take photos of 10 living things  Try a new board game 
- Plan and hold a picnic  Make your own kite  Write a letter to your future self 
- Play indoor mini-golf  Play Limbo  Make a time capsule 
- Potato sack race with pillow cases  Hold a tea-party  Open a pretend store 
- Hold a Karaoke concert  Play hide and seek  Have a paper plane contest 
- Blindfolded taste test  Look at photo albums  Try Yoga 
- Play Pictionary  Play dress up  Put on a play 
- Make a shoebox diorama  Learn a new card game  Write or recite poem 
- Make or play an instrument  Create a treasure hunt  Choreograph a dance 
- Have a talent show  Make handmade presents  Play water bottle bowling 
- Read a new book from the library  Build the tallest tower 
- Play life-size Noughts and Crosses 