







Framework for Learning from Home – Year 4

Languages - Term 4 Week 3

Please find **your language class** below and choose ONE task to complete each week. You will need help from a parent/carer. Show each completed task to your parents so they can check it.

Tasks	
<p>Chinese Community Language</p>      	<p>1. Pre-recorded Zoom online class. <small>guān kàn</small> 观看Zoom <small>lù bō wǎng kè</small> 录播网课。 https://nsweducation.zoom.us/rec/share/dxwVCSNipG8it7AwLAVIGUPevj3jGYtEWDm6Tm73yGWkW2dTf-x4U5p3CQV94TY.EqJ9wJecB1qqK28J?startTime=1633997622000</p> <p>2. Watch the pre-recorded lesson first, then read aloud and copy the following sentences. Copy 2 times each and write down the translation on the side.</p> <p><small>xiān guān kàn</small> 先 <small>guān kàn</small> 观看Zoom <small>lù bō wǎng kè</small> 录播网课。 <small>lǎng dú bìng chāo xiě xià miàn de jù zi</small> 朗读并抄写下面的句子， <small>měi gè chāo xiě biàn</small> 每个抄写2遍， <small>bìng fān yì</small> 并翻译。</p> <div style="border: 1px solid black; padding: 10px; margin-top: 10px;"> <p><small>rú hé bǎo hù rè dài yǔ lín</small> 1. 如何保护热带雨林?</p> </div>

Tasks

wǒ mén kě yǐ quàn shuō jiā rén jié yuē yòng shuǐ yòng diàn
 2. 我们可以劝说家人节约用水用电。

wǒ mén kě yǐ gào sù rén men yǔ lín hěn zhòng yào
 3. 我们可以告诉人们雨林很重要。

3. View the story about rainforests via the link, and try to introduce an animal that lives in the rainforests after listening to the story (in either Chinese or English). 听关于热带雨林的故事，听完试着后介绍一种住在雨林里的动物。

https://www.youtube.com/watch?v=onZnp_TtiHE&t=134s

Chinese LOTE



This week we are learning cardinal directions in Chinese that ties in with our topic 'Continents'. The four cardinal directions are North, East, South and West.

1. Prerecorded Zoom Lesson:

<https://nsweducation.zoom.us/rec/share/zPwgDVBmX8sCjPEX-PWfS9yhz6umV0az1WljHXKlbqWilzsWYYhFzXAo6JAQsnwN.9oRoKNeXNnZonjNI>


Listen to prerecorded zoom lesson and record yourself saying the four cardinal directions and upload onto

Tasks

Seesaw.

- 1. North 北 – běi 2. East 东 – dōng
- 3. South 南 – nán 4. West 西 - xī

2. Draw and label a compass using cardinal directions in Chinese and your work on Seesaw.



**Arabic
Community
Language**



Watch pre-recorded lesson

https://nsweducation.zoom.us/rec/share/IJ3H0EKL97gcH0OGcAqcSe8y9yBJ3CNXDUE_DxXqL_zpPrILOmBcfHy1lv3HdpE.9oTGqRnAT5MyPUcY?startTime=1633920601000

Worksheet

Complete the worksheet below. Instructions are on the worksheet. Do your best.

Tasks

Rainforest -Birds Worksheet

Copy these sentence 3 times in arabic

Birds need food, such as berries, worms, and small insects.

تحتاج الطيور إلى الطعام، مثل الثوت والديدان والحشرات الصغيرة.

thataj Atayour ella tam methel al-tout wal-didan wal-hashrat asghira.

Copy the following words three times in Arabic. |

الطيور

الطعام

الثوت

الصغيرة

Tasks

Spanish LOTE



1. Please watch the Zoom recording lesson below:
<https://nsweducation.zoom.us/rec/share/uGhLZekbgrseYqIMQuEolBo59lu8NqSR0hIzq5UsK9-791cFeCLChPcdSp4ZR1wm.K9PJS0pn4K0BeKBd?startTime=1634069789000>
2. https://www.123teachme.com/learn_spanish/vocabulary_children_215/#!/2
3. Introduce yourself in Spanish and make an audio recording and share it in Seesaw.
 - “Hola me llamo Senora Matar”
 - Tell me your age:
 - “Tengo 6 anos”
 - Tell what is your favorite colour:
 - “Mi color favorito es el rosa”
 - 4. Make sure to say bye in Spanish you can use either:
 - Hasta luego “see you later”
 - Adios “bye”
 - Hasta pronto “see you soon”

Arabic Worksheet

Rainforest -Birds Worksheet

Copy these sentence 3 times in arabic

Birds need food, such as berries, worms, and small insects.

تحتاج الطيور إلى الطعام، مثل القوت والديدان والحشرات الصغيرة.

thataj Atayour elia lam meethal at-tout waldidan wal-hashrat asghira.

Copy the following words three times in Arabic. |

الطيور

الطعام

القوت

الصغيرة
