

Framework for Learning from Home, T4 Week 3, Year 3 2021

三年级在家学习大纲，第四学期第三周

以下的作业，你可能须要父母的协助才能完成。请展示父母你完成的作业。

	Monday 18 th October	Tuesday 19 th October	Wednesday 20 th October	Thursday 21 st October	Friday 22 nd October
9-9:20am	Zoom Roll Call点名 Lesson Overview 课程总览	Zoom Roll Call点名 Lesson Overview 课程总览	Zoom Roll Call点名 Lesson Overview 课程总览	Zoom Roll Call点名 Lesson Overview 课程总览	Zoom Roll Call点名 Lesson Overview 课程总览
	Zoom Guided Reading 阅读时间 Times vary时间不定	Zoom Guided Reading 阅读时间 Library Zoom图书馆时间	Zoom Guided Reading 阅读时间 Times vary时间不定	Zoom Guided Reading 阅读时间 Times vary时间不定	Zoom Guided Reading 阅读时间 Assembly Zoom集会
Session 1	English英语	English英语	English英语	English英语	English英语
第一节	Spelling:拼写 Sound Focus z, zz, s, se 声音焦点 z, z, s, 本身 1. Copy your spelling words in your	Reading:阅读 1. Listen to the story - Lorax 听故事 - 洛拉克斯 https://safeshare.tv/x/ss5c8329464d058	Reading: 阅读 1. Read the book: The Lorax 听故事 - 洛拉克斯 http://www.viewpure.com/EdWesdMfyd4?start=0&end=0 1.	Reading: 阅读 Finding the Real Lorax 找到真正的洛拉克斯 1. Watch this video; 请看视	Reading: 阅读 Who was the real Lorax Comprehension. Think back to your reading yesterday and




	Monday 18 th October	Tuesday 19 th October	Wednesday 20 th October	Thursday 21 st October	Friday 22 nd October
	<p>workbook. 在工作簿中复制拼写单词。</p> <p>2. Select 5 of your spelling words and write a question for each word. 选择 5 个拼写单词，并为每个单词写一个问题</p> <p>3. Remember that all questions start with a capital letter and end in a question mark (?). 请记住，所有问题都以大写字母开头，以问号结尾。</p> <p>4. Your questions can start with: Did, May, Can, Who, When, Where, How, What, Are etc. 您的问题可以从：做，五月，可以，谁，什么时候，在哪里，如何，什么，等等。</p> <p>5. Complete Sound Waves Unit 30 (Due on</p>	<p>Think about the Author's Purpose and the Main Ideas.</p> <p>思考作者的目的是主要想法</p> <ul style="list-style-type: none"> Authors write for a reason or intent. These are common types of author's purposes: <p>作者写作是出于某种原因或意图。以下是作者目的常见类型：Instruct: 教导 includes steps in a process and directions. Entertain: uses humour, narration, tells a story, etc. Inform: includes mainly facts and information. Persuade: tries to get the reader to believe, think, feel, or do something. Describe: uses details and description. 包括流程和方向中的步骤。娱乐：使用幽默，旁白，讲故事等。信息：主要包括事实和信息。说服：努力让读者相信、思考、感受或做某事</p>	<p>2. Think about cause and effect. When something happens, it can cause something else to happen. 思考因果关系。当某事发生时，它可能导致其他事情发生。</p> <p>3. Look at each image in the attached document and write what the effect was for each page. 查看所附文档中的每个图像，并写下每个页面的效果</p> <p>*Be sure to write complete sentences such as: 一定要写完整的句子，如 The effect on _____ was _____. 对_</p> <p>EXAMPLE例如: The effect on the Barbaloots was that they no longer had shade or truffula fruits to eat. When the Once-ler chopped down the Truffula trees, the Barbaloots no longer had shade or fruit to eat.</p> <p>对巴巴洛特人的影响是，他们不再有树荫或松露水果</p>	<p>频</p> <p>https://www.youtube.com/watch?v=3_sDwlkFB30 2.</p> <p>2. Read: "Finding the Real Lorax," and tell me what you think</p> <p>Do you think the Patas Monkey is the Lorax? Explain your ideas in a few sentences. Use detail from the text to support your argument. 阅读： "寻找真正的洛拉克斯"，并告诉我你认为帕塔斯猴子是洛拉克斯吗？用几句话解释你的想法。使用文本中的细节来支持您的论点。</p>	<p>answer the questions. The reading materials from yesterday are attached to help remind you. 谁是真正的洛拉克斯理解。回想一下昨天的阅读，回答问题。昨天的阅读材料附在一起，帮助提醒你。 The questions are multiple choice. Colour or underline one. Click  to update your response 问题是多种选择。上颜色或下划线一个。单击以更新您的响应</p> <p>Online Comprehension Quiz: Magnets and Compasses 在线理解测验：磁铁和指南针</p>

	Monday 18 th October	Tuesday 19 th October	Wednesday 20 th October	Thursday 21 st October	Friday 22 nd October
	<p>Friday). 完整的声波 单元 30 (周五到期))。</p> <p>Soundwaves: Select a game to play that will further help you learn your sounds and spelling words. Login: 声波: 选择一个游戏来玩, 这将进一步帮助你学习你的声音和拼写单词。登录: www.soundwaveskids.com.au Access code: moss583 网站密码: moss583</p>	<p>。描述: 使用细节和描述 2. Answer these questions in your book or in Note: Purpose: Why do you think Dr. Seuss wrote this book? Give at least three reasons. Main Idea: What do you think is the main idea or message in this book? 在你的书里或笔记中回答 这些问题: 目的: 你认为苏斯博士为什么写这本书? 给出至少三个理由。主要想法: 你认为这本书的主要思想或信息是什么?</p>	<p>吃。当曾经的勒砍倒特鲁福拉树时, 巴巴洛特人不再有树荫或水果吃。</p>		
	<p>English英语: Punctuation 标点使用法</p> <p>Look below at the Geography words you saw in last week's lesson. Today, you are going to write your own sentences, using each word. You might be able to draw a picture to go with some of your sentences too!</p>	<p>Writing写作: Information 讯息, Report Planning报告计划</p> <p>An information report provides factual information about an object, person, animal, place or event. It is written in present tense.</p>	<p>English英语: Vocabulary 单词</p> <p>Comparing and Contrasting Read the first slide to find out what these words mean. Look at the examples of comparing and contrasting. 比较和对比 阅读第一张幻灯片, 了解这些</p>	<p>Writing写作: Information Report 讯息报告</p> <p>An information report is a FACTUAL text that informs the reader about something. It uses FACTS to explain and gives DETAIL to help the reader understand. Information reports use paragraphs to present these detailed</p>	<p>PDHPE体育和健康</p> <p>Choose one of these workouts to complete! Workout with Spiderman, Wonder Woman or Cosmic Yoga! Click on the photo and you will find the links to all three! Enjoy and have fun! Take some photos or share with us which one you did. 选择这些锻炼之一完成! 锻炼与蜘蛛侠, 神奇女人或宇宙瑜伽! 点击照片</p>

	Monday 18 th October	Tuesday 19 th October	Wednesday 20 th October	Thursday 21 st October	Friday 22 nd October
	<p>看看下面你在上周的课上看到的地理单词。今天，你要用每个单词写自己的句子。你也许也能画一幅画来配合你的一些句子</p> <p>List of words: 单词列表:</p> <ul style="list-style-type: none"> • Change 改变 • Environment 环境 • value 价值 • purpose 目的 <p>Please make sure that you start with capital letters and end with full stops or question marks. Write a capital letter for any proper nouns you might use. 请确保您从大写字母开始，以全站或问号结束。为您可能使用的任何适当名词写一封大写字母</p> <p>Public Speaking: 演讲</p> <p>A 'Public Service Announcement' (PSA) is like an advert which is designed to warn people about something</p>	<p>信息报告提供有关对象、人、动物、地点或事件的事实信息。它以当前时态书写</p> <p>PART A: Read the information in the text boxes about the emu.</p> <p>第 A 部分:</p> <p>阅读文本框中有关鸸鹋的信息。</p> <p>Cut and paste or write the information under the correct headings, eg. the information "seeds, flowers, tender roots" belongs under the DIET heading.</p> <p>剪切和粘贴或在正确的标题下编写信息，例如。信息"种子，花卉，嫩根"属于饮食部标题。</p> <p>PART B: Select 5 facts from the text boxes and complete the sentences that begin with:</p> <p>Emus.....B 部分: 从文本框中选择 5 个事实并完成以: Emus 开头的句子</p>	<p>单词的含义。看看比较和对比的例子。Look at the slide about two types of footwear and find things that are the same about them. Write your ideas on the notes page. look at the slide about two types of dogs and find things that are different between them. Write your ideas in your workbook neatly.</p> <p>看看关于两种鞋类的幻灯片，发现它们的东西是相同的。在笔记页面上写下您的想法。看看关于两种狗的幻灯片，发现它们之间不同的东西。把你的想法整齐地写在工作簿上。</p> 	<p>facts. Each paragraph starts with a TOPIC SENTENCE, followed by the detail. 信息报告是一个事实文本，它向读者通报某些信息。它使用事实来解释和提供细节来帮助读者理解。信息报告使用段落来介绍这些详细事实。每段以主题句开始，然后是细节。</p> <ol style="list-style-type: none"> 1. Before you start your report, read the planning page carefully. 在开始报告之前，请仔细阅读计划页面 2. Complete the information report using the details from this planning page. 使用此规划页面的详细信息完成信息报告 3. The topic sentence for each paragraph has already been provided for you. Your job is to 	<p>，你会发现所有三个链接！享受和乐趣！拍一些照片或和我们分享你做的。</p> <p>SpiderMan workout: 高空作业建筑工。 https://video.link/w/3lQ8c</p> <p>WonderWoman Workout: https://video.link/w/PnQ8c</p> <p>Cosmic Yoga on the beach: 海滩上的宇宙瑜伽 https://video.link/w/eoQ8c</p>

	Monday 18 th October	Tuesday 19 th October	Wednesday 20 th October	Thursday 21 st October	Friday 22 nd October
	<p>dangerous or to promote good behaviour.</p> <p>"公共服务公告" (PSA) 就像广告, 旨在警告人们一些危险的事情或促进良好行为。</p> <p>You should prepare and present a 1 minute PSA on a subject of your choice. You could talk about the importance of road safety, the dangers of smoking, the importance of following rules at school or something similar.</p> <p>您应该准备并提交 1 分钟的 PSA, 讨论您选择的主题。你可以谈论道路安全的重要性, 吸烟的危害, 在学校遵守规则的重要性或类似的东西。</p> <p>Make sure to use persuasive language, include examples and evidence and use good intonation to convince your audience.</p> <p>确保使用有说服力的语言, 包括例子和证据, 并使用良</p>	 <p>CHALLENGE: Watch the following video about emus. Add 1 or 2 extra facts under your sentences.</p> <p>挑战: 观看以下有关 emus 的视频。在句子下添加 1 或 2 个额外事实。</p> <p>https://www.youtube.com/watch?v=CUaFJxqyyrs</p>		<p>add the detail.</p> <p>使用此规划页面的详细信息完成信息报告。已为您提供每段的主题句子。你的工作是添加细节。</p> <p>4. When you have completed your report, read and edit your paragraphs to ensure they make sense. 完成报告后, 阅读和编辑您的段落, 以确保它们有意义</p> <p>CHALLENGE 挑战活动: research and add some extra information for each paragraph. 研究并添加一些额外的信息, 为每段</p>	

	Monday 18 th October	Tuesday 19 th October	Wednesday 20 th October	Thursday 21 st October	Friday 22 nd October
	<p>好的语调来说服你的听众。</p> <p>Record your speech and upload it to Seesaw. You can also make a poster to illustrate your points if you wish.</p> <p>记录您的演讲并上传到跷跷板。如果您愿意，您也可以制作一张海报来说明您的观点。</p>				
Brain Break休息时间	Break (30 min) Eat and Play 休息 (30 分钟) 吃, 玩	Break (30 min) Eat and Play 休息 (30 分钟) 吃, 玩	Break (30 min) Eat and Play 休息 (30 分钟) 吃, 玩	Break (30 min) Eat and Play 休息 (30 分钟) 吃, 玩	Break (30 min) Eat and Play 休息 (30 分钟) 吃, 玩
Session 2	Mathematics数学	Mathematics数学	PDHPE体育与健康	Mathematics数学	Mathematics数学
第二节	<p>Fractions & Decimals分数和小数点</p> <p>Watch the instructional video on Seesaw. 观看跷跷板上的教学视频。</p> <p>Next, prove that the following statements are true: 接下来, 证明以下陈</p>	<p>Fractions & Decimals: 分数和小数点</p> <p>Complete the worksheet at the end of this booklet: 完成作业, 在本子最后面</p>	<p>Use Google maps to find your house and local area and highlight your route from home to school.</p> <p>使用谷歌地图查找您的房子和当地, 并突出显示从家到学校的路线</p> <p>You can choose whether you walk or drive or if you take public transport. Along the way to school,</p>	<p>Capacity</p> <p>Watch the video about capacity 容量</p> <p>https://www.youtube.com/watch?v=R5wLbD32Zbo</p> 	<p>Volume体积</p> <p>Watch the video about volume 观看有关音量的视频</p> <p>https://www.youtube.com/watch?v=LZxXUb9iAZc</p> <p>Play the volume game 玩音量游戏</p> <p>https://www.sheppards</p>

	Monday 18 th October	Tuesday 19 th October	Wednesday 20 th October	Thursday 21 st October	Friday 22 nd October
	<p>述是正确的:</p> <p>a) $1/6$ is smaller than $1/4$ 1/4 > 1/6 小于 1/4</p> <p>b) $3/6$ is the same as $1/2$ 1/2 > 3/6 与 1/2 相同</p> <p>c) $3/5$ is bigger than $1/2$ 大于 1/2</p> <p>You can use anything to prove that you are right - pictures, paper, lego bricks, or simply numbers and mathematics!</p> <p>你可以用任何东西来证明你是对的 - 图片, 纸张, 乐高积木, 或者简单的数字和数学</p> <p>You can present your work any way you wish – video, voice recording, photo, diagram...</p> <p>你可以以任何你想要的方式呈现你的工作 - 视频, 录音, 照片, 图表...</p> <p>Upload your work to</p>	 <p>Upload your work to Seesaw 将您的作品上传到跷跷板</p> <p>Optional activity: 非强制的活动 (opp.</p> <p>www.imathskids.com.au Access Code: nine026 进入网站的号码: nine026</p>	<p>think about what kind of choices you need to keep you and your family safe. 您可以选择是步行还是开车, 或者乘坐公共交通工具。在上学的路上, 想想你需要什么样的选择来保证你和你的家人的安全。</p> <p>For example, if you need to cross the road to get to school, would you cross somewhere dangerous even if its a shorter walk, or would you cross at a crossing?</p> <p>例如, 如果您需要过马路才能上学, 您是穿过危险的地方, 即使步行时间较短, 还是在十字路口过马路?</p> <p>Mark where you'd make your smart choices on the map.</p> <p>标记您在地图上做出明智选择的位置</p> <p>(FOR PRIVACY REASONS - DO NOT UPLOAD YOUR MAP WITH YOUR ADDRESS ON IT) (出于隐私原因 - 不要上传您的地</p>	<p>You get to create a magic potion! Use the template provided. Give your potion a name, write each ingredient down the bottom and write how many milliliters each one is. 2. Then you will then put each ingredient into their jug and will colour it in. 你 可以创建一个神奇的药水! 使用提供的模板。给你的药水起个名字, 把每种成分写在底部, 写上每种成分有多少毫升。2. 然后, 您将每个成分放入他们的壶中, 并将其涂上颜色。Eg 例如</p>  <p>www.imathskids.com.au Access Code: nine026</p>	<p>software.com/math/geometry/volume-game/</p>  <p>www.imathskids.com.au Access Code: nine026 进入网站的号码: nine026</p>

	Monday 18 th October	Tuesday 19 th October	Wednesday 20 th October	Thursday 21 st October	Friday 22 nd October
	<p>Seesaw. 将您的作品上传到跷跷板。</p> <p>Optional activity: 可选择的活动</p> <p>www.imathskids.com.au</p> <p>Access Code: nine026</p> <p>进入网站的号码: nine026</p>		图, 并在此上传您的地址)	<p>进入网站的号码: nine026</p>	
Brain Break 休息时间	<p>Break (1 hour) Eat and Play 休息 (1 小时) 吃, 玩</p>	<p>Break (1 hour) Eat and Play 休息 (1 小时) 吃, 玩</p>	<p>Break (1 hour) Eat and Play 休息 (1 小时) 吃, 玩</p>	<p>Break (1 hour) Eat and Play 休息 (1 小时) 吃, 玩</p>	<p>Break (1 hour) Eat and Play 休息 (1 小时) 吃, 玩</p>
Session 3	Language 语言学习时间	Science 科学	Wellbeing Wednesday 健康愉快的星期三	Geography 地理	Creative Arts 创造艺术
		<p>Digital Sysytems-Software/Hardware</p> <p>Watch the video about Software/Hardware 数字 Sysysystems-软件/硬件观看有关索夫软件/硬件的视频</p> <p>https://www.youtube.com/watch?v=2RbCw5</p>	<p>Your brain and body need oxygen to function. You can set yourself up for success by focusing on breathing and relaxing. Meditation is one way to do this. 1. Get your earphones or be in a space that is private enough to hear well without interruption. 2. Choose a space that supports</p>	<p>Part 1 第一部分</p> <p>LOOK AT THE IMAGES AND THINK ABOUT THE QUESTIONS 看图片, 想想问题. How do people feel about their environment? How do people use the environment? Think about how and why people value</p>	<p>Halloween is next week so we are going to do some spooky halloween Origami</p> <p>There are a couple of options.</p> <p>Follow the links below in to watch the tutorial of the origami model you'd like to</p>

	Monday 18 th October	Tuesday 19 th October	Wednesday 20 th October	Thursday 21 st October	Friday 22 nd October
		<p>8KZNM</p>  <p>Match the hardware to their software将硬件与其软件匹配</p>	<p>your focus. 3. Choose company that supports your focus, which might mean you choose to be alone. 4. Open and follow the video, Classroom Meditation, with Adriene and Benji (Yoga with Adriene) 5. Notice how you are thinking and feeling. Enjoy! Go spend some time off the screen! 你的大脑和身体需要氧气来运作。你可以专注于呼吸和放松，为自己的成功做好准备。冥想是一种方法。1. 获取耳机或在足够私密的空间内，可以不间断地听到良好的声音。2. 选择支持您专注的空间。3. 选择支持您专注的公司，这可能意味着您选择独处。4. 打开并关注视频，课堂冥想，与阿德里安和本吉（瑜伽与阿德里安）5. 注意你的想法和感受。享受！去花一些时间离开屏幕！</p> <p>https://www.youtube.com/watch?v=vYQy8-7Ut1E</p>	<p>and use the environment differently e.g. cultural, agricultural, commercial and recreational values. Look at the attached images and think about these concepts. So what do these terms mean? Commercial: relating to business having to do with the making, buying and selling of goods and services. 人们对自己的环境有何感想？人们如何使用环境？思考人们如何以及为什么以不同的方式看待和使用环境，例如文化、农业、商业和娱乐价值观。查看所附图像并思考这些概念。那么这些术语是什么意思呢？商业：与商品和服务的制造、买卖有关的业务。 Cultural: relates to the 'way of life' of groups of people. Culture is seen in people's writing, religion, music, clothes, cooking and in what they do and value. Recreational: relates to activities that are fun and relaxing. 文化：与群体的"生活方式"</p>	<p>make. 万圣节是下周，所以我们要做一些怪异的万圣节折纸有几个选择。请按照下面的链接观看您想制作折纸模型的教程。</p> <p>You might even want to make all of them. If already know how to do origami or want a REAL challenge, the last link is a longer video that will show you how to make a complicated but incredibly impressive spider model. 你甚至可能想把他们全部做。如果已经知道如何做折纸或想要一个真正的挑战，最后一个链接是一个较长的视频，将告诉你如何使一个复杂但令人难以置信的令人印象深刻的蜘蛛模型。</p> <p>You will need: Some paper (normal computer paper is fine, and scissors (for some of the models and with adult supervision) and a pen. Some of these models require starting with a square. If you don't have square paper, measure and cut a peice of</p>

	Monday 18 th October	Tuesday 19 th October	Wednesday 20 th October	Thursday 21 st October	Friday 22 nd October
				<p>有关。文化体现在人们的写作、宗教、音乐、衣服、烹饪以及他们所做的事情和价值上。娱乐：涉及有趣和放松的活动。</p> <p>Agricultural: relates to the growing and harvesting of crops and raising animals, or livestock. Agriculture provides the food and many raw materials that humans need to survive.</p> <p>农业：涉及作物的种植和收获以及饲养动物或牲畜。农业提供了人类生存所需的食物和许多原材料</p> <p>Part 2第二部分</p> <p>1. Watch the following video about an area called Mataranka Springs which is in the Northern Territory. Mataranka is a small, south of Katherine, is renowned for its sandy-bottomed thermal pool, pastoral (farming) history and as a welcomed stop for tourists. The people who live here are concerned about the environmental consequences of fracking</p>	<p>A4 paper into a square shape. 您将需要：一些纸张（普通计算机纸张很好，剪刀（对于一些型号和成人监督）和一支笔。其中一些模型需要从正方形开始。如果没有方形纸，请测量并将一张 A4 纸切成方形。</p>

	Monday 18 th October	Tuesday 19 th October	Wednesday 20 th October	Thursday 21 st October	Friday 22 nd October
				<p>which is the mining for gas in the area. 观看以下视频，了解位于北领地的一个叫马塔兰卡泉的地区。马塔兰卡是凯瑟琳以南的一个小城市，以其沙底温泉池、田园（农业）历史而闻名，是游客欢迎的去往之地。住在这里的人们担心压裂对环境的影响，压裂是该地区天然气的开采。</p> <p>https://www.inquisitive.com/video/69-the-mataranka-springs As you watch the video think about the different ways that this environment is used and valued by the people who live here. Consider the commercial concerns of the mining companies, the miners they employ, the tourists, the farmers, fishermen and the Aboriginal people who have always lived here. Think also about how we need gas for cooking and heating and how people are employed by these mining companies as well. What is the solution? 在观</p>	

	Monday 18 th October	Tuesday 19 th October	Wednesday 20 th October	Thursday 21 st October	Friday 22 nd October
				<p>看视频时，请思考居住在这里的人们使用和重视此环境的不同方式。考虑采矿公司、他们雇用的矿工、游客、农民、渔民和一直住在这里的土著人的商业问题。还要想想我们如何需要天然气做饭和取暖，以及这些矿业公司如何雇用员工。解决方案是什么？</p> <p>NOTE: Fracking is the process of drilling down into the earth before a high-pressure water mixture is directed at the rock to release the gas or oil that is inside. Without rigorous safety regulations, it can poison groundwater, pollute surface water, impair wild landscapes, and threaten wildlife. 注：压裂是一种在高压水混合物指向岩石以释放内部气体或石油之前钻入地球的过程。如果没有严格的安全规定，它可能会毒害地下水，污染地表水，损害野生景观，并</p>	

	Monday 18 th October	Tuesday 19 th October	Wednesday 20 th October	Thursday 21 st October	Friday 22 nd October
				<p>威胁野生动物。</p> <p>2. Watch the video again so you can complete the worksheet attached. 再次观看视频，以便您可以完成所附工作表</p>	

For some of the activities you may need your parents help. Show each completed activity to your parents to check.

YEAR 2 Spelling List

Extension List			
<ul style="list-style-type: none"> • babies • busiest • craze • dizzy • doze 	<ul style="list-style-type: none"> • dozen • drizzle • frozen • ladies • lazily 	<ul style="list-style-type: none"> • noise • observe • present • puzzle • sneeze 	<ul style="list-style-type: none"> • tease • uneasy • visiting • visitor • whose

YEAR 3 Spelling List

List Words			
<ul style="list-style-type: none"> • zip • does • toys • zero • zebra • these • those 	<ul style="list-style-type: none"> • close • always • busy • easy • please • use 	<ul style="list-style-type: none"> • used • size • prize • visit • who's • whose 	<ul style="list-style-type: none"> • thousand • because • lazy • fuzzy • frizzy • sizzle
Extension List			
<ul style="list-style-type: none"> • advertise • apologise • craze 	<ul style="list-style-type: none"> • exercise • frozen • hazardous • horizon 	<ul style="list-style-type: none"> • memorise • observe • organise • puzzle 	<ul style="list-style-type: none"> • sneeze • xylophone • zealous • zoology

<ul style="list-style-type: none"> • disguise • drizzle 	<ul style="list-style-type: none"> • invisible 	<ul style="list-style-type: none"> • scissors 	<ul style="list-style-type: none"> • zucchini
---	---	--	--

Lorax Comprehension Questions (Friday)

1. What kind of animal do scientists think the Lorax is based off?
 - a. Spider Monkey
 - b. Patas Monkey
 - c. Orangutang
2. How did they come to this realisation?
 - a. Dr Suess told them
 - b. they used a computer to compare monkey faces to the Lorax
 - c. It's written in The Lorax book
3. What type of trees do scientists think are similar to the Lorax trees?
 - a. Bottlebrush trees
 - b. Jacaranda trees
 - c. Foxtail trees
 - d. Acacia trees
3. Why do scientists think the Acacia trees are similar to the Truffula trees Lorax?
 - a. the Acacia trees look like dead Truffula trees
 - b. The monkeys rely on the tree for food
 - c. all of the above
4. What does the term 'Writers Block' mean?
 - a. A block of wood writers leaning on to write
 - b. When a writer cannot come up with any ideas
 - c. A fighting move that looks like you are writing when you are blocking an opponent.
5. Where in Africa did Dr Suess and his wife go to get over the writers block?
 - a. Kenya
 - b. South Africa
 - c. Tanzania
6. How can we know for sure that the Lorax is based on the African Patas Monkey?
 1. We can't, because Dr Suess isn't alive anymore to tell us.
 2. The scientists' evidence shows us.
 3. Its written in the Lorax book.

Mathematics-Magic Potion

Name: _____

Magic Potion

