

Framework for Learning from Home, T4 Week 3, Year 3 2021

	Monday 18 th October	Tuesday 19 th October	Wednesday 20 th October	Thursday 21 st October	Friday 22 nd October
9-9:20am	Zoom Roll Call Lesson Overview	Zoom Roll Call Lesson Overview	Zoom Roll Call Lesson Overview	Zoom Roll Call Lesson Overview	Zoom Roll Call Lesson Overview
	Zoom Guided Reading Times vary	Zoom Guided Reading Library Zoom	Zoom Guided Reading Times vary	Zoom Guided Reading Times vary	Zoom Guided Reading Assembly Zoom
Session 1	English	English	English	English	English
	<p>Spelling: Sound Focus z, zz, s, se</p> <ol style="list-style-type: none"> Copy your spelling words in your workbook. Select 5 of your spelling words and write a question for each word. Remember that all questions start with a capital letter and end in a question mark (?). Your questions can start with: Did, May, Can, Who, When, Where, How, What, Are etc. Complete Sound 	<p>Reading:</p> <ol style="list-style-type: none"> Listen to the story - Lorax https://safeshare.tv/x/ss5c8329464d058 Think about the Author's Purpose and the Main Ideas. Authors write for a reason or intent. These are common types of author's purposes: Instruct: includes steps in a process and directions. Entertain: uses humour, narration, tells a story, etc. Inform: includes mainly facts and information. Persuade: tries to get the reader to believe, think, feel, or do 	<p>Reading:</p> <ol style="list-style-type: none"> Read the book: The Lorax http://www.viewpure.com/EdWesdMfyd4?start=0&end=0 1. Think about cause and effect. When something happens, it can cause something else to happen. Look at each image in the attached document and write what the effect was for each page. *Be sure to write complete sentences such as: The effect on _____ was _____. EXAMPLE: The effect on the Barbaloots was that 	<p>Reading: Finding the Real Lorax</p> <ol style="list-style-type: none"> Watch this video; https://www.youtube.com/watch?v=3_sDwkFB30 Read: "Finding the Real Lorax," and tell me what you think Do you think the Patas Monkey is the Lorax? Explain your ideas in a few sentences. Use detail from the text to support your argument. 	<p>Reading: Who was the real Lorax Comprehension. Think back to your reading yesterday and answer the questions. The reading materials from yesterday are attached to help remind you. The questions are multiple choice. Online Comprehension Quiz: Magnets and Compasses</p>

	Monday 18 th October	Tuesday 19 th October	Wednesday 20 th October	Thursday 21 st October	Friday 22 nd October
	<p>Waves Unit 30 (Due on Friday).</p> <p>Soundwaves: Select a game to play that will further help you learn your sounds and spelling words. Login: www.soundwaveskids.com.au Access code: moss583</p>	<p>something. Describe: uses details and description.</p> <p>2. Answer these questions in your book or in Note: Purpose: Why do you think Dr. Seuss wrote this book? Give at least three reasons.</p> <p>Main Idea: What do you think is the main idea or message in this book?</p>	<p>they no longer had shade or truffula fruits to eat. When the Once-ler chopped down the Truffula trees, the Barbaloots no longer had shade or fruit to eat.</p>		
	<p>English: Punctuation</p> <p>Look below at the Geography words you saw in last week's lesson. Today, you are going to write your own sentences, using each word. You might be able to draw a picture to go with some of your sentences too!</p> <p>List of words:</p> <ul style="list-style-type: none"> • change • environment • value • purpose <p>Please make sure that you start with capital letters and end with full stops or question marks. Write a capital letter for any proper nouns you might use.</p>	<p>Writing: Information Report Planning</p> <p>An information report provides factual information about an object, person, animal, place or event. It is written in present tense.</p> <p>PART A: Read the information in the text boxes about the emu.</p> <p>Cut and paste or write the information under the correct headings, eg. the information "seeds, flowers, tender roots" belongs under the DIET heading.</p> <p>PART B: Select 5 facts from the text boxes and</p>	<p>English: Vocabulary</p> <p>Comparing and Contrasting</p> <p>Read the first slide to find out what these words mean. Look at the examples of comparing and contrasting. Look at the slide about two types of footwear and find things that are the same about them. Write your ideas on the notes page. Look at the slide about two types of dogs and find things that are different between them. Write your ideas in your workbook neatly.</p>	<p>Writing: Information Report</p> <p>An information report is a FACTUAL text that informs the reader about something. It uses FACTS to explain and gives DETAIL to help the reader understand. Information reports use paragraphs to present these detailed facts. Each paragraph starts with a TOPIC SENTENCE, followed by the detail.</p> <p>1. Before you start your report, read the planning page carefully.</p>	<p>PDHPE</p> <p>Choose one of these workouts to complete! Workout with Spiderman, Wonder Woman or Cosmic Yoga! Click on the photo and you will find the links to all three! Enjoy and have fun! Take some photos or share with us which one you did.</p> <p>SpiderMan workout: https://video.link/w/3lQ8c</p> <p>WonderWoman Workout: https://video.link/w/PnQ8c</p> <p>Cosmic Yoga on the beach: https://video.link/w/eoQ8c</p>

Monday 18th October

Public Speaking:

A 'Public Service Announcement' (PSA) is like an advert which is designed to warn people about something dangerous or to promote good behaviour.

You should prepare and present a 1 minute PSA on a subject of your choice. You could talk about the importance of road safety, the dangers of smoking, the importance of following rules at school or something similar.

Make sure to use persuasive language, include examples and evidence and use good intonation to convince your audience.

Record your speech and upload it to Seesaw. You can also make a poster to illustrate your points if you wish.

Tuesday 19th October

complete the sentences that begin with: **Emus.....**

The screenshot shows a worksheet with a title 'Emus' and a list of five numbered sentences to complete. The first sentence is '1. Emus are large, flightless birds that belong to the _____ family.' There are several empty boxes for writing answers.

CHALLENGE: Watch the following video about emus. Add 1 or 2 extra facts under your sentences.

<https://www.youtube.com/watch?v=CUaFJxqyyrs>

Wednesday 20th October



Comparing: How are these two types of foot wear the same?





Thursday 21st October


2. Complete the information report using the details from this planning page.
3. The topic sentence for each paragraph has already been provided for you. Your job is to add the detail.
4. When you have completed your report, read and edit your paragraphs to ensure they make sense.

CHALLENGE: research and add some extra information for each paragraph.

The screenshot shows a table for an information report about emus. The table has columns for 'Title', 'Introduction/Classification', 'Appearance', 'Habitat', 'Diet', and 'Lifecycle and interesting facts'. Each row contains a topic sentence and a blank space for details.

Title	Information Report - Emu Complete each paragraph using the information from your planning page. Remember to write in full sentences and check your punctuation.
Introduction/Classification	Emus are large, flightless birds that belong to the _____ family.
Appearance	Emus are unique looking birds. They have _____
Habitat	Emus live in different parts of Australia. They live _____
Diet	Emus are omnivores. That means they eat both plants and animals. Emus eat _____
Lifecycle and interesting facts	Emus are very interesting birds. They _____

	Monday 18 th October	Tuesday 19 th October	Wednesday 20 th October	Thursday 21 st October	Friday 22 nd October
Brain Break	Break (30 min) Eat and Play	Break (30 min) Eat and Play	Break (30 min) Eat and Play	Break (30 min) Eat and Play	Break (30 min) Eat and Play
Session 2	Mathematics	Mathematics	PDHPE	Mathematics	Mathematics
	<p>Fractions & Decimals</p> <p>Watch the instructional video on Seesaw.</p> <p>Next, prove that the following statements are true:</p> <p>a) $1/6$ is smaller than $1/4$</p> <p>b) $3/6$ is the same as $1/2$</p> <p>c) $3/5$ is bigger than $1/2$</p> <p>You can use anything to prove that you are right - pictures, paper, lego bricks, or simply numbers and mathematics!</p> <p>You can present your work any way you wish – video, voice recording, photo, diagram...</p> <p>Upload your work to Seesaw.</p>	<p>Fractions & Decimals:</p> <p>Complete the worksheet at the end of this booklet:</p>  <p>Upload your work to Seesaw</p> <p>Optional activity: www.imathskids.com.au Access Code: nine026</p>	<p>Use Google maps to find your house and local area and highlight your route from home to school.</p> <p>You can choose whether you walk or drive or if you take public transport. Along the way to school, think about what kind of choices you need to keep you and your family safe.</p> <p>For example, if you need to cross the road to get to school, would you cross somewhere dangerous even if its a shorter walk, or would you cross at a crossing?</p> <p>Mark where you'd make your smart choices on the map.</p> <p>(FOR PRIVACY REASONS - DO NOT UPLOAD YOUR MAP WITH YOUR ADDRESS ON IT)</p>	<p>Capacity</p> <p>Watch the video about capacity https://www.youtube.com/watch?v=R5wLbD32Zbo</p>  <p>You get to create a magic potion! Use the template provided. Give your potion a name, write each ingredient down the bottom and write how many milliliters each one is. 2. Then you will then put each ingredient into their jug and will colour it in.eg</p> 	<p>Volume</p> <p>Watch the video about volume https://www.youtube.com/watch?v=LZxXUb9iAZc</p> <p>Play the volume game https://www.sheppardsoftware.com/math/geometry/volume-game/</p>  <p>www.imathskids.com.au Access Code: nine026</p>

	Monday 18 th October	Tuesday 19 th October	Wednesday 20 th October	Thursday 21 st October	Friday 22 nd October
Brain Break	Break (1 hour) Eat and Play	Break (1 hour) Eat and Play	Break (1 hour) Eat and Play	Break (1 hour) Eat and Play	Break (1 hour) Eat and Play
Session 3	Language	Science	Wellbeing Wednesday	Geography	Creative Arts
		<p>Digital Sysytems- Software/Hardware</p> <p>Watch the video about Sofware/Hardware</p> <p>https://www.youtube.com/watch?v=2RbCw58KZNM</p>  <p>Match the hardware to their software</p>	<p>Your brain and body need oxygen to function. You can set yourself up for success by focusing on breathing and relaxing. Meditation is one way to do this. 1. Get your earphones or be in a space that is private enough to hear well without interruption. 2. Choose a space that supports your focus. 3. Choose company that supports your focus, which might mean you choose to be alone. 4. Open and follow the video, Classroom Meditation, with Adriene and Benji (Yoga with Adriene) 5. Notice how you are thinking and feeling. Enjoy! Go spend some time off the screen!</p> <p>https://www.youtube.com/watch?v=vYQy8-7Ut1E</p>	<p>Part 1</p> <p>LOOK AT THE IMAGES AND THINK ABOUT THE QUESTIONS. How do people feel about their environment? How do people use the environment? Think about how and why people value and use the environment differently e.g. cultural, agricultural, commercial and recreational values. Look at the attached images and think about these concepts. So what do these terms mean? Commercial: relating to business having to do with the making, buying and selling of goods and services. Cultural: relates to the 'way of life' of groups of people. Culture is seen in people's writing, religion, music, clothes, cooking and in what they do and value. Recreational: relates to activities that are fun and relaxing.</p>	<p>Halloween is next week so we are going to do some spooky halloween Origami</p> <p>There are a couple of options.</p> <p>Follow the links below in to watch the tutorial of the origami model you'd like to make.</p> <p>You might even want to make all of them. If already know how to do origami or want a REAL challenge, the last link is a longer video that will show you how to make a complicated but incredibly impressive spider model.</p> <p>You will need: Some paper (normal computer paper is fine, and scissors (for some of the models and with adult supervision) and a pen. Some of these models require starting with a square. If you don't have square paper, measure and cut a peice of A4 paper into a square</p>

	Monday 18 th October	Tuesday 19 th October	Wednesday 20 th October	Thursday 21 st October	Friday 22 nd October
				<p>Agricultural: relates to the growing and harvesting of crops and raising animals, or livestock. Agriculture provides the food and many raw materials that humans need to survive.</p> <p>Part 2</p> <p>1. Watch the following video about an area called Mataranka Springs which is in the Northern Territory. Mataranka is a small, south of Katherine, is renowned for its sandy-bottomed thermal pool, pastoral (farming) history and as a welcomed stop for tourists. The people who live here are concerned about the environmental consequences of fracking which is the mining for gas in the area.</p> <p>https://www.inquisitive.com/video/69-the-mataranka-springs As you watch the video think about the different ways that this environment is used and valued by the people who live here. Consider the commercial concerns of the mining companies, the miners they employ, the tourists, the farmers,</p>	shape.

	Monday 18 th October	Tuesday 19 th October	Wednesday 20 th October	Thursday 21 st October	Friday 22 nd October
				<p>fishermen and the Aboriginal people who have always lived here. Think also about how we need gas for cooking and heating and how people are employed by these mining companies as well. What is the solution?</p> <p>NOTE: Fracking is the process of drilling down into the earth before a high-pressure water mixture is directed at the rock to release the gas or oil that is inside. Without rigorous safety regulations, it can poison groundwater, pollute surface water, impair wild landscapes, and threaten wildlife.</p> <p>2. Watch the video again so you can complete the worksheet attached.</p>	

For some of the activities you may need your parents help. Show each completed activity to your parents to check.

YEAR 2 Spelling List

Extension List

- babies
- busiest
- craze
- dizzy
- doze

- dozen
- drizzle
- frozen
- ladies
- lazily

- noise
- observe
- present
- puzzle
- sneeze

- tease
- uneasy
- visiting
- visitor
- whose

YEAR 3 Spelling List

<ul style="list-style-type: none">• zip• does• toys• zero• zebra• these• those	<ul style="list-style-type: none">• close• always• busy• easy• please• use	<ul style="list-style-type: none">• used• size• prize• visit• who's• whose	<ul style="list-style-type: none">• thousand• because• lazy• fuzzy• frizzy• sizzle
<h2>Extension List</h2>			
<ul style="list-style-type: none">• advertise• apologise• craze• disguise• drizzle	<ul style="list-style-type: none">• exercise• frozen• hazardous• horizon• invisible	<ul style="list-style-type: none">• memorise• observe• organise• puzzle• scissors	<ul style="list-style-type: none">• sneeze• xylophone• zealous• zoology• zucchini



z zz s se

zebra puzzle bears cheese

List Words


his	zip	fizz	close
has	zero	buzz	closing
was	zest	maze	always
does	zone	pays	because
goes	zebra	these	sometimes

Letters Words

1 **Underline** the letter or letters for in each List Word. If any of these are not in the sound box, write them with a word example in the box above.

2 **Finish** these words with a letter or letters for .

Count the sounds in each word. **Write** the number in the daisy centre.



3 **Write** these words in the boxes. **Write** the letter or letters for each sound in one box.

his					
zest					
fizz					
because					
always					

4 **Colour** the words with **s** or **se** for .

does	house
horse	rise
close (shut)	was
close (near)	busy
pays	easy
bees	nose

5 **Join** the words in alphabetical order.

always	because	close	maze	pays	sometimes
	does			was	
fizz	goes	his	zero	zip	zone

What letters did you find?

6 Unjumble these List Words. The clues will help you.

belongs to him – ihs _____

bees do this – zuzb _____

a puzzle – emza _____

shut – leocs _____

shutting – gslcion _____

everytime – saylaw _____

rhymes with *bees* – eehst _____

7 Write List Words to match these clues.

3 sounds 5 letters _____

5 sounds 5 letters _____


5 sounds 7 letters _____





7 sounds 9 letters _____

4 sounds 5 letters _____

6 sounds 7 letters _____

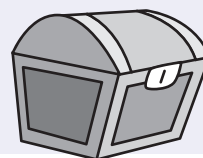
5 sounds 6 letters _____

8 Noah's Ark. Colour the animals if you hear  **z z z s s e** when you say their names, for example *bees*.



s si

treasure television



9 Draw a treasure chest on top of the television.



10 Draw some treasure to be measured in the pans of the scales.



Unit 30



z zz s se zebra puzzle bears cheese

List Words

zip _____
 does _____
 toys _____
 zero _____
 zebra _____
 these _____
 those _____
 close _____
 always _____
 busy _____
 easy _____
 please _____
 use _____
 used _____
 size _____
 prize _____
 visit _____
 who's _____
 whose _____
 thousand _____
 because _____
 lazy _____
 fuzzy _____
 frizzy _____
 sizzle _____

Grapheme Chart

letters	words



1 Circle the letters that represent **z zz s se** in the List Words.

2 Write any other letters that can represent **z zz s se** on the Grapheme Chart. Write one word example for each.

3 Write one stroke for every sound in each List Word.

4 Write a rhyming word for each of these words. Colour the box if the pairs have the **z zz s se** sound in them.

does

these

sister

nurse

use

5 Write List Words to match the clues.

5 sounds, 5 letters, **z zz s se** is the first sound. _____

3 sounds, 4 letters, **z zz s se** is the second sound. _____

5 sounds, 7 letters, **z zz s se** is the fifth sound. _____

6 sounds, 8 letters, **z zz s se** is the third sound. _____

6 Rewrite the words in brackets adding **s** or **es** to finish the sentences. Colour all the letters that represent **z zz s se** in the words. Go to Helpful Hints **3**, **4** and **5**.

Buzz always wins the prizes for the _____. (quiz)

Please be careful carrying all those _____. (knife)

The farmer grew a thousand _____. (potato)

We have sausage sizzles at all our _____. (party)

Who _____ all those fuzzy toys? (buy)

These two shoes are different _____. (size)

7 Finish the sentences with *whose* or *who's*.

★ *Whose* means *belonging to*, and *who's* is short for *who is* or *who has*.

_____ toys are those?

_____ coming to visit me?

_____ been to see the zebras at the zoo?

8 Write the meaning for each prefix.

➤ Go to Activity 10 on page 27, Activity 9 on page 37 and Activity 11 on page 43.

mid can mean _____ **un** can mean _____

mis can mean _____ **over** can mean _____

9 Write words with the prefixes in Activity 8 that match these meanings.

do too much _____ opposite of tidy _____

middle of the night _____ coat worn over clothes _____

lead the wrong way _____ use the wrong way _____

10 Write antonyms for these words. Use List Words.

➤ Go to Helpful Hint 10.

unzip _____ unused _____ open _____

difficult _____ never _____ straight _____

11 Write synonyms for these words. Use List Words.

➤ Go to Helpful Hint 11.

none _____ cook _____ simple _____

active _____ trophy _____ fluffy _____

12 Write all the List Words from **t** to **z** in alphabetical order.

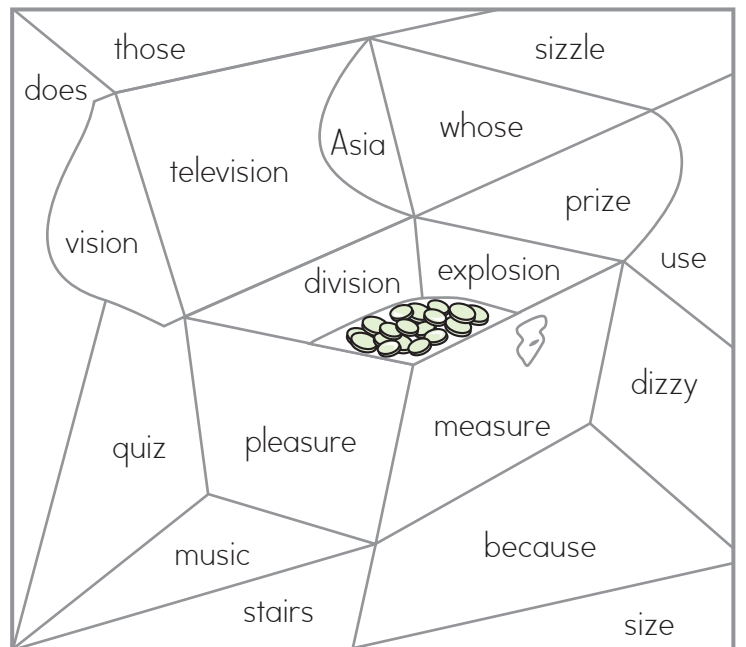
1. _____ 2. _____ 3. _____ 4. _____

5. _____ 6. _____ 7. _____ 8. _____

9. _____ 10. _____ 11. _____ 12. _____

 **s si** treasure television

13 Colour the parts with  words green. Colour the parts with  words purple.



COMPARING CONTRASTING

To explain something or to understand how something works or is made, we can compare and contrast two or more ideas, objects, people and so on. We point out the things that are the same or things that are different.

Dogs and cats both have four legs and a tail. This is comparing what is the same.

Dogs bark but cats miaow. This is contrasting differences.

Comparing: How are these two types of foot wear the same?



Write down as many ways they are the same, that you can think of. E.g. Both have some white on them.

Contrasting: How the are two dogs different from each other?



Write down as many ways the dogs are different from each other, that you can think of. E.g. one is tiny and one is large.

PART A: Place the information about the emu under the correct headings.

INFORMATION REPORT WRITING Emu



Habitat

Appearance

Classification

Diet

Lifestyle

lives in Australia

large, flightless bird, belongs to the Dromaiidae family

long powerful legs, three toes and claws

small head, long neck

lives between 5-20 years

sleeps at night, active during the day

emus will migrate together to find more food

seeds, flowers, tender roots

grassland, dry forest

large body, shaggy brown feathers,

wooded savannah, semi-desert

fruits, insects such as caterpillars, beetles and grasshoppers

the male emu sits on the eggs and looks after the chicks

emus communicate through an inflatable neck sack

PART B:

Write 5 sentences using the information in the boxes, eg.

seeds, flowers, tender roots

Emus eat seeds, flowers and tender roots.

1. Emus

2. Emus

3. Emus

4. Emus

5. Emus




Finding the Real Lorax

As You Read

See if the reasons the author gives persuade you that the patas monkey inspired the Lorax.

In the book, the Lorax is a squat orange creature with a yellow mustache. He speaks for the Truffula Trees. He tries to keep the Once-ler from cutting them down.

The Lorax is made-up, but some scientists think he may be based on a real animal.



The scientists think a monkey called the patas monkey **inspired** the Lorax. They think it gave Dr. Seuss the idea for the character. Why do the scientists think this?

Reason 1: The Lorax looks like the real monkey.

The patas monkey is orange, just like the Lorax. It has fur under its nose that looks like a mustache, just like the Lorax does.

The scientists put pictures of the Lorax's face and the patas monkey's face in a computer. They put pictures of other monkeys in there too. The computer said that the Lorax and the patas monkey were a match!

That's not the only look-alike in *The Lorax*. Patas monkeys get their food from scraggly, skinny trees called whistling thorn **acacias** (uh-KAY-shuhs).

The scientists think these trees look a little like the dead Truffula Trees in *The Lorax*.

Reason 2:
Dr. Seuss went to the place where the monkey lives.

When Dr. Seuss was writing *The Lorax*, he had **writer's block**. That means he couldn't come up with ideas. He and his wife went on vacation to Kenya, a country in Africa, to relax.

Kenya is where the patas monkey lives! Dr. Seuss could have seen the monkey and the acacia tree on his vacation. In fact, Dr. Seuss wrote most of *The Lorax* while he was on that vacation.

whistling thorn acacia



dead Truffula Trees

Reason 3: The monkey needs the trees, just like the Lorax does.

Patas monkeys eat the thorns, flowers, and seeds of the acacia trees. They also eat a sticky goo from the trees called **gum**. They can't live without the trees.

The Lorax and the other animals in the book can't live without the Truffula Trees. That's why the Lorax speaks for the trees. He wants the Once-ler to take care of them, not cut them down.

We don't know for sure where Dr. Seuss got the idea for his book. He's not alive anymore, so we can't ask him. But it makes sense that it came from real life. After all, authors get ideas for books from all kinds of places. What do you think? Is the Lorax based on the patas monkey?

—by Blair Rainsford



Dr. Seuss at work





What was the effect on the Bar-ba-loots?

Cause: The Once-ler cut down all the truffula trees.

What was the effect on the Humming-Fish?

Cause: The Once-ler cut down all the truffula trees.

What was the effect on Swomee-Swans?

Cause: The Once-ler cut down all the truffula trees.

What was the effect on the Lorax?

Cause: The Once-ler cut down all the truffula trees.

What was the effect on the pond?

Cause: The Once-ler cut down all the truffula trees.

Write the effects in full sentences below.

Title	Information Report- Emu Complete each paragraph using the information from your planning page. Remember to write in full sentences and check your punctuation. The INTRODUCTION has been done for you already.
Introduction- Classification	Emus are large, flightless birds that belongs to the Dromaiidae family.
Appearance	Emus are unique looking birds. They have
Habitat	Emus live in different parts of Australia. They live
Diet	Emus are omnivores. That means they eat both plants and animals. Emus eat
Lifestyle and interesting facts	Emus are very interesting birds. They



Commercial






Commercial



Commercial





Cultural



Cultural



Cultural





Recreational



Recreational



Recreational



Agricultural





Agricultural



Agricultural

How do people feel about their environment?

1 Watch the video: **The Mataranka Springs.**

- a** The people in the video have strong feelings about where they live and work. What were some of the things they said they liked about their environment?

- b** What are some of the feelings they have about fracking (a type of mining) in their environment?

People value their environments for different reasons. Some examples of these are agricultural, commercial, recreational or cultural.

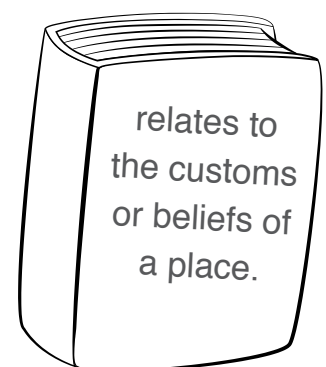
2 Match these words with their definitions:

Recreational

Cultural

Commercial

Agricultural



Lorax Comprehension Questions (Friday)

1. What kind of animal do scientists think the Lorax is based off?
 - a. Spider Monkey
 - b. Patas Monkey
 - c. Orangutang

2. How did they come to this realisation?
 - a. Dr Suess told them
 - b. they used a computer to compare monkey faces to the Lorax
 - c. It's written in The Lorax book

3. What type of trees do scientists think are similar to the Lorax trees?
 - a. Bottlebrush trees
 - b. Jacaranda trees
 - c. Foxtail trees
 - d. Acacia trees

3. Why do scientists think the Acacia trees are similar to the Truffula trees Lorax?
 - a. the Acacia trees look like dead Truffula trees
 - b. The monkeys rely on the tree for food
 - c. all of the above

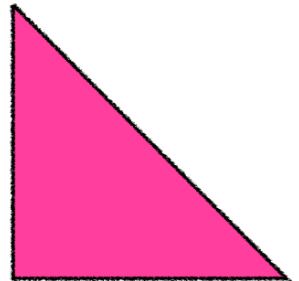


4. What does the term 'Writers Block' mean?
 - a. A block of wood writers leaning on to write
 - b. When a writer cannot come up with any ideas
 - c. A fighting move that looks like you are writing when you are blocking an opponent.

5. Where in Africa did Dr Suess and his wife go to get over the writers block?
 - a. Kenya
 - b. South Africa
 - c. Tanzania

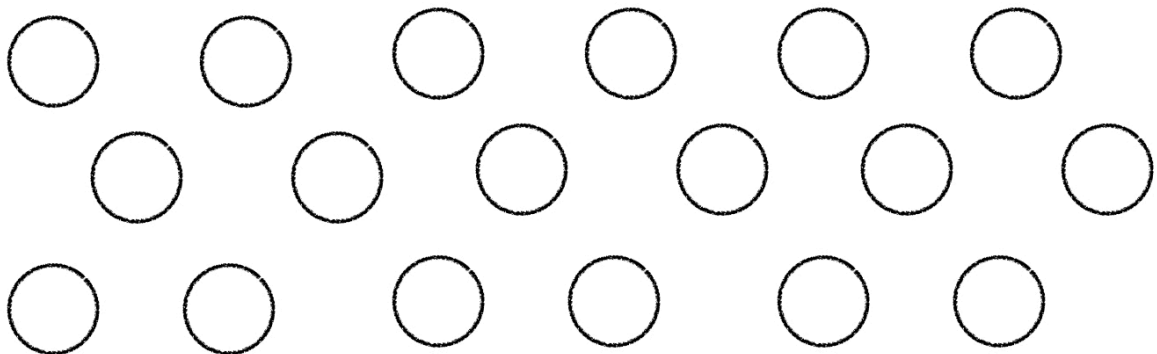
6. How can we know for sure that the Lorax is based on the African Patas Monkey?
 1. We can't, because Dr Suess isn't alive anymore to tell us.
 2. The scientists' evidence shows us.
 3. Its written in the Lorax book.

Fractions of sets and shapes...

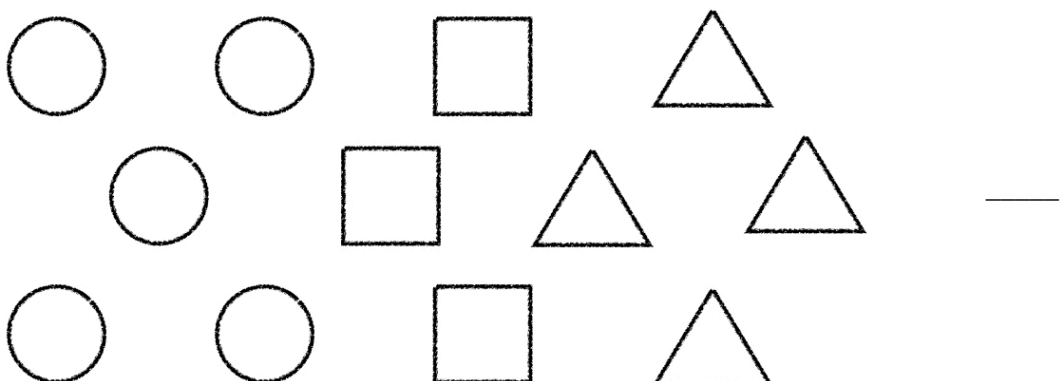
Cut these shapes into quarters (4 equal pieces).




Colour $\frac{1}{3}$ of these shapes red.



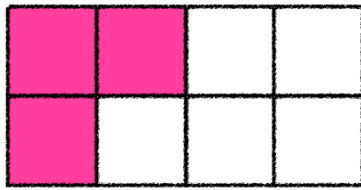
What fraction of these shapes are squares?



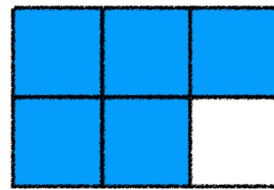
What fraction of these shapes is coloured?



—




—



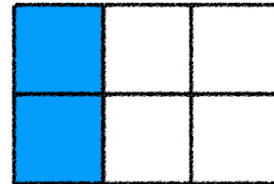
—



—

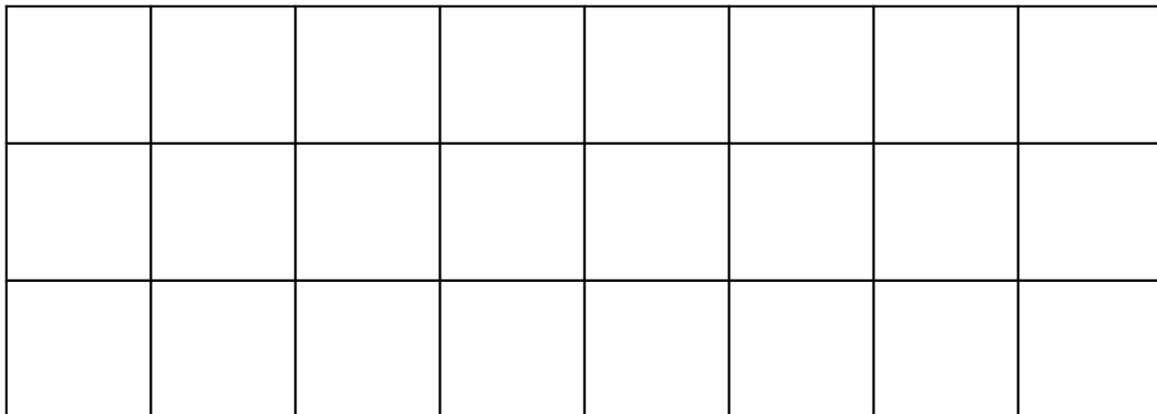


—



—

If you colour half of this table red and one third of it green, then the rest of it blue, how many blue squares would there be?




Draw the following fractions. Circle the largest one.

$\frac{3}{4}$



$\frac{5}{6}$



$\frac{2}{5}$



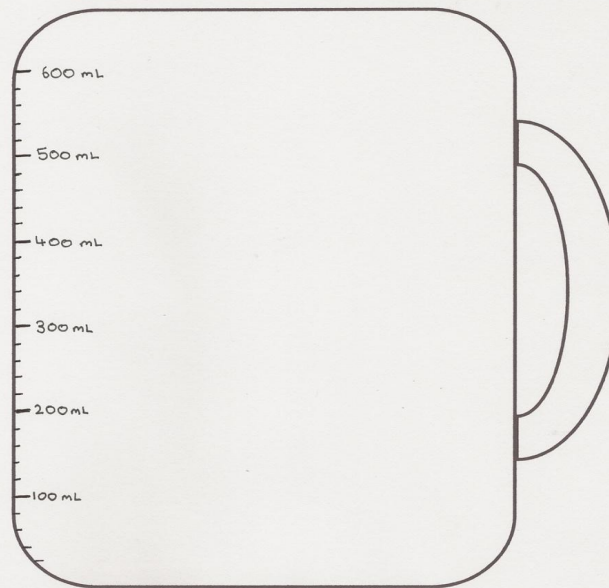
$\frac{2}{3}$



Mathematics-Magic Potion

Name: _____

Magic Potion



_____	_____
_____	_____
_____	_____