

Framework for Learning from Home – Year 2 T4 W3 18th-22nd Oct

在家学习大纲 —— 二年级第四学期第二周 10.18-10.22

You will need help from a parent/carer. Show each completed activity to your parents so they can check it and/or help you post it on Seesaw. Remember to have regular breaks throughout the day for crunch and sip, recess and lunch, stretching and moving throughout the house in between activities. Please remember to take care with your work and present it neatly.

你将需要父母/看护人的帮助。向你的父母展示每项已完成的活动，以便他们检查和/或帮助你将其发布到 Seesaw。记住全天有规律的休息，吃水果，午休和午餐，在活动之间在整个房子里伸展和运动。请记得好好完成你的作业并整齐地呈现它。

Monday 18/10	Tuesday 19/10	Wednesday 20/10	Thursday 21/10	Friday 22/10
周一	周二	周三	周四	周五
Spelling 拼写 - We are looking at Soundwaves Unit 31. The sounds are 'ou' and 'ow' as in <i>cloud</i> and <i>flower</i> . Use the template provided (or draw your own) and write as many words as you can think of that have these sounds. 我们正在查看声波单元 31。声音是“ou”和“ow”，就像在 cloud 和 flower 中一样。使用提供的	Reading 阅读 : Visit 浏览 https://in2era.com.au/home Username 用户名: hurstville Password 密码: hurstville Choose a picture book or a book at your level and read for enjoyment. Try to aim for 10-20 minutes of reading. 选择一本图画书或符合你水	Spelling – Segmenting Sounds Find the segmenting tool on the soundwaves website and work out how many sounds each word has and which letters match. 在声波网站上找到分段工具，计算出每个单词有多少个发音以及哪些字母匹配。 www.soundwaveskids.com.au	Spelling - Textbook 拼写-课本 We have uploaded the first page of Unit 31 from the Soundwaves textbook. Complete the activities. Do the first page ONLY. 我们上传了声波课本第 31 单元的第一页。完成活动。只做第一页。	Spelling - Textbook We have uploaded the second page of Unit 31 from the Soundwaves textbook. Complete the activities. Do the second page ONLY. 我们上传了声波课本第 31 单元的第 2 页。完成活动。只做第 2 页。

模板（或绘制自己的模板）并尽可能多地写出您能想到的带有这些发音的单词。



Visit the website for access to the sound, chants and games this week.

访问该网站以访问本周的声音、圣歌和游戏。

www.soundwaveskids.com.au

Access code 密码: puff231

Reading 阅读: Visit 浏览

<https://in2era.com.au/home>

Username 用户名: hurstville

Password 密码: hurstville

Choose a picture book or a book at your level and read for enjoyment. Try to aim for 10-20 minutes of reading.

选择一本图画书或符合你水平的书，然后阅读以享受乐趣。尝试以 10-20 分钟的阅读时间为目标。

Informative Writing 信息性写作

Informative writing gives information to the reader. View

平的书，然后阅读以享受乐趣。尝试以 10-20 分钟的阅读时间为目标。

Informative Writing 信息性写作

作

An information report teaches facts about a topic. View this information report on trees by Jill McDougall (in2era level 9 guided reader):

信息报告教导有关主题的事实。查看 Jill McDougall (in2era level 9 指导读者) 关于树木的信息报告：

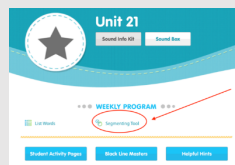
<https://in2era.com.au/products/readalong/items/09-trees>

This is the information report text structure. It makes the information easy to understand.

Title
Introduction
Body Paragraphs
Conclusion

这是信息报告文本结构。它使信息易于理解。

Access code 密码: puff231



Water Safety 水上安全

Watch the video about Water Safety with the minion and gold medallist swimmer Liesel Jones:

与小黄人、游泳金牌得主 Liesel Jones 一起观看有关水上安全的视频：

<https://www.youtube.com/watch?v=iNO18rEMR1o>

Complete the 2 Water Safety Activities on Seesaw –

1. Cloze passage
2. Match pictures to rules

Create a poster about how you can be safe around water. Use the title 'Water Safety' – you may choose to make a poster about being water safe at a pool, a beach or both!

在 seesaw 上完成 2 项水上安全活动 -

1. 完形填空
2. 将图片与规则匹配



Reading- Visit

阅读-浏览

<https://in2era.com.au/home>

Username 用户名: hurstville


Password 密码: hurstville

Choose a picture book or a book at your level and read for enjoyment. Try to aim for 10-20 minutes of reading.

选择一本图画书或符合你水平的书，然后阅读以享受乐趣。尝试以 10-20 分钟的阅读时间为目标。

Creative Arts 创意美术

1. Create a musical instrument from items you have in your home. Example materials include, empty cereal, macaroni or tissue boxes, empty Pringles containers, rubber bands,



Explore some sounds and play the games for this unit on the Soundwaves website.

在 Soundwaves 网站上探索本机的一些声音并玩游戏。

www.soundwaveskids.com.au

Access code 密码: puff231

Road Safety 道路安全


Watch the story 'Jeffrey' on Safety Town. 在安全小镇观看故事“杰弗里”。


<https://www.safetytown.com.au/town/student/stage-1/#list>

Scroll Down the page until you see the picture of 'Jeffrey' and click Start Activity.

向下滚动页面，直到看到“Jeffrey”的图片，然后单击“开始活动”。

<p>this video to find out more: 信息性写作为读者提供信息。 观看此视频以了解更多信息：</p> <p>https://www.youtube.com/watch?v=DN4d76QP_MA</p> <p>An Information Report teaches facts about a topic. View this information report on Trees by Jill McDougall (in2era level 9 guided reader):</p> <p>信息报告教导有关主题的事实。查看 Jill McDougall (in2era 第 9 级引导阅读) 关于 Trees 的信息报告：</p> <p>https://in2era.com.au/products/readalong/items/09-trees</p> <p>This is the information report text structure. It makes the information easy to understand.</p> <p>这是信息报告文本结构。它使信息易于理解。</p> <p style="text-align: center;">Title 题目</p> <p style="text-align: center;">Introduction 开头介绍</p> <p style="text-align: center;">Body Paragraphs 中间段</p> <p style="text-align: center;">Conclusion 结尾</p> <p>The introduction gives the reader a general statement about the topic and what information will</p>	<p style="text-align: center;">标题</p> <p style="text-align: center;">介绍</p> <p style="text-align: center;">正文段落</p> <p style="text-align: center;">结论</p> <p>The body paragraphs start with a topic sentence. A topic sentence is the main idea of the paragraph. There is a new paragraph on every page.</p> <p>正文段落以主题句开头。主题句是段落的主要思想。每页都有一个新段落。</p> <p>Using pencil and paper, write the title 'Topic Sentences'. Then list the topic sentences in the book 'Trees' by Jill McDougall. For example,</p> <p>用铅笔和纸写下标题“主题句”。然后列出 Jill McDougall 所著《树木》一书中的主题句。例如，</p> <p style="text-align: center;"><u>Topic Sentences</u></p> <ul style="list-style-type: none"> • <i>Trees give us wood.</i> • • <p>Take a photo of your writing and upload it to SeeSaw.</p>	<p>制作一张海报，说明如何在水边安全。使用“水上安全”这个标题——你可以选择制作一张关于在游泳池、海滩或两者都安全的海报！</p>	<p>tissue paper, construction paper, balloons, straws, beans, rice, plastic cups, popsicle sticks, plastic eggs, paper plates, Lego. These are not the only things you can use, only some ideas.</p> <p>用你家中的物品制作乐器。示例材料包括空谷物、通心粉或纸巾盒、空品客薯片容器、橡皮筋、纸巾、建筑用纸、气球、吸管、豆类、大米、塑料杯、冰棒棍、塑料鸡蛋、纸盘、乐高积木。这些不是你可以使用的唯一东西，只是一些想法。</p> <p>2. Record a video of you playing your instrument. Make sure you also show how to increase and decrease the sound it makes.</p> <p>Follow this link if you need some ideas:</p> <p>录制你演奏乐器的视频。确保你还展示了如何增加</p>	<div data-bbox="1742 108 1975 284" data-label="Image"> </div> <p>After the story, write a sentence on each of the three pictures attached to help teach other children about Road/Pedestrian/Bike Safety.</p> <p>故事结束后，在所附三张图片的每一张上写一个句子，以帮助其他孩子了解道路/行人/自行车安全。</p>
--	---	--	---	--

<p>be in the information report.</p> <p>引言为读者提供了关于该主题的一般性陈述以及信息报告中将包含哪些信息。</p> <p>Using pencil and paper, write the title 'Trees'. Then write the subheading 'Introduction'. Copy or write a general introduction for trees of your own. For example,</p> <p>用铅笔和纸写下标题“树”。然后写小标题“介绍”。复制或编写你自己的树木的一般介绍。</p> <p>例如，</p> <p style="text-align: center;"><u>Trees</u></p> <p><i>Introduction:</i></p> <p><i>Trees...</i></p> <p>Take a photo of your writing and upload it to SeeSaw.</p> <p>为你的作业拍照并上传至 seesaw。</p>	<p>为你的作业拍照并上传至 seesaw。</p>		<p>和减少它发出的声音。</p> <p>如果你需要一些想法，请点击此链接：</p> <p>https://youtu.be/7sUNXA4NYKI</p> 	
Break	Break	Break	Break	Break
<p><u>Mathematics- Fractions 数学-分数</u></p> <p>Click on the link to watch the video about fractions</p>	<p><u>Mathematics- Fractions 数学-分数</u></p> <p>Go to Seesaw and watch the video demonstration on how</p>	<p><u>Mathematics- Fractions 数学-分数</u></p> <p>On Seesaw there are 2 pages for you to complete. Write the</p>	<p><u>Mathematics- Area 数学-面积</u></p> <p>Click on the link to watch the video about area</p> <p>点击链接观看区域视频</p>	<p><u>Mathematics- Area 数学-面积</u></p> <p>Comparing Area</p> <p>Complete the activity about comparing area that is</p>


<p>点击链接观看关于分数的视频 https://www.youtube.com/watch?v=Yw8azUV_vW8</p> <p>On Seesaw there are 4 pages to complete.</p> <p>Circle the halves, thirds, quarters and eights</p> <p>Draw a line to make halves, thirds, quarters and eights or colour in the fraction amount listed.</p> <p>在 seesaw 上有 4 页需要完成。圈出两半。三分、四分和八分画一条线，将列出的分数分成两半、三等分、四分之一和八分之一或颜色。</p> <p>iMaths- Go to the games section and choose a game to play. www.imaths.com.au</p> <p>转到游戏部分并选择要玩的游戏</p> <p>Access code 密码: tent495</p>	<p>to solve the word problems. Use the pictures to help you solve all 4 problems.</p> <p>前往 Seesaw 并观看有关如何解决单词问题的视频演示。</p> <p>用图片帮你解决所有 4 个问题。</p> <p>Write the answer in the box. Go to Seesaw and watch the video demonstration on how to solve the word problems. Use the pictures to help you solve all 4 problems. Write the answer in the box.</p> <p>在方框中写下答案。</p> <p>前往 Seesaw 并观看有关如何解决单词问题的视频演示。</p> <p>使用图片帮助你解决所有 4 个问题。</p> <p>在方框中写下答案。</p> <p>iMaths- Go to the games section and choose a game to play. www.imaths.com.au 转到游戏部分并选择要玩的游戏</p>	<p>fraction for each pizza topping in the box (HINT: each fractions bottom number should be the total number of slices of the pizza)</p> <p>Then create your own pizza! Drag different ingredients onto the slices and then write down the fraction each topping covers.</p> <p>在 seesaw 上有 2 页供你完成。在框中写下每个比萨饼顶部的分数（提示：每个分数底部的数字应该是比萨饼的总片数）</p> <p>然后创建自己的披萨！将不同的成分拖到切片上，然后写下每个浇头覆盖的分数。</p> <p>Wellbeing Wednesday</p> <p>健康周三</p>  <p>Design and create a card for a friend. You might like to use the season of 'Spring' as your inspiration. You can use craft materials or materials from nature, paint or draw. Write a kind message to a friend inside the card. Give it to them when</p>	<p>https://www.youtube.com/watch?v=UXHy9GImgrA</p> <p>Complete the Area activity uploaded on Seesaw.</p> <p>Your task is to draw 3 different shapes and using 3 different informal units, measure the area of the shape. Put them in order from smallest to largest.</p> <p>完成在 Seesaw 上上传的区域活动。</p> <p>你的任务是绘制 3 个不同的形状并使用 3 个不同的非正式单位，测量形状的面积。将它们从小到大排列。</p> <p>iMaths- Go to the games section and choose a game to play. www.imaths.com.au</p> <p>Access code: tent495</p> <p>转到游戏部分并选择要玩的游戏</p> <p>Access code 密码: tent495</p>	<p>uploaded on Seesaw.</p> <p>比较区域</p> <p>完成在 Seesaw 上上传的关于比较区域的活动。</p> <p>*Trace around your hand and foot and measure the area of each using uniform informal units. Compare the results with the area of your parent/sibling's hand and foot.</p> <p>沿着你的手和脚描线，并使用统一的非正式单位测量每个区域的面积。将结果与你的父母/兄弟姐妹的手和脚的面积进行比较。</p> <p>*Measure the area of two different tables using uniform informal units and compare the areas.</p> <p>*使用统一的非正式单位测量两个不同表格的面积并比较面积。</p> <p>iMaths- Go to the games section and choose a game to play. www.imaths.com.au</p> <p>转到游戏部分并选择要玩的游戏</p> <p>Access code 密码: tent495</p>
---	---	--	---	--

	<p>Access code 密码: tent495</p> <p>you return to school.</p> <p>为朋友设计并制作一张卡片。你可能想以“春天”的季节为灵感。你可以使用工艺材料或来自大自然的材料、油漆或绘画。在卡片内给朋友写一封友好的信息。当你回到学校时，把它交给他们。</p> 			
Break	Break	Break	Break	Break
<p>Join your library zoom with Miss Wadley <u>if you can!</u></p> <p>The details of these zooms are in your seesaw class.</p> <p>如果可以的话，与 Wadley 小姐一起加入你的图书馆 zoom !</p> <p>这些 zoom 的细节在你的 seesaw 上。</p> <p><u>Community Language</u></p> <p>社区语言</p> <p>Please complete today's activity from your community language</p>	<p><u>Geography 地理</u> - Maps help us learn about the world around us. Click on the link below to look at a map of the world.</p> <p>地图帮助我们了解周围的世界。单击下面的链接查看世界地图。</p> <p>www.worldatlas.com/continents</p> <p>The map shows all of the continents of the world. Continents are made up of many countries. Australia is a</p>	<p><u>Wellbeing Wednesday 身心健康周三</u></p> <p>Design an exercise routine. See if you can get members of your family to do it too. It could be an obstacle course, a series of Yoga moves, a timed exercise challenge or a dance routine. Have fun with it!</p> <p>设计一个锻炼程序。看看你是否可以让你的家人也这样做。它可以是障碍课程、一</p>	<p><u>Science: Emails</u></p> <p><u>科学-电子邮件</u></p> <p>Email or e-mail is short for electronic mail. It's a modern method of sending and receiving messages, data, files, photos or videos from one computer/device to another through the internet.</p> <p>电子邮件或电子邮件是电子邮件的简称。这是一种通过互联网从一台计算机/设备向另一台计算机/设备发送和接</p>	<p><u>PDHPE- Fun Infants Game with Got Game!</u></p> <p><u>体育</u></p> <p>Click on the link below</p> <p>点击以下链接:</p> <p>https://www.youtube.com/watch?v=D3yKsG_uN3Y</p> <p>Michelle from Got Game has a short, fun activity for us to complete. Follow Michelle's instructions. Have fun!</p> <p>Got Game 的 Michelle 有一个简短而有趣的活动让我们完</p>

<p>teacher. 请完成社区语言老师今天的活动。</p>	<p>continent and a country. The map also shows the oceans of the world. Spend some time looking at the map. Using the blank world map, try to label all the continents that you can remember. Try to write the oceans too. If you are having trouble, you may go back to the link to help you. Colour Australia on the map. Using the blank map of Australia, write all of the states and territories that you know!</p> <p>地图显示了世界上所有的大陆。大陆由许多国家组成。澳大利亚是一个大陆和一个国家。地图还显示了世界的海洋。花一些时间看地图。使用空白的世界地图，尝试标记你能记住的所有大陆。也试着写海洋。如果你遇到问题，可以返回链接以帮助你。在地图上给澳大利亚涂色。使用澳大利亚的空白地图，写出你知道的所有州和领地！</p>	<p>系列瑜伽动作、定时锻炼挑战或舞蹈套路。玩得开心！</p> <p>Make someone in your house a snack or drink. Enjoy eating or drinking it together. Can you find a nice spot in your home or outside to enjoy and unwind?</p> <p>让家里的人吃点零食或饮料。一起吃或喝。你能在家里或外面找到一个享受和放松的好地方吗？</p>	<p>收消息、数据、文件、照片或视频的现代方法</p> <p>Email is very handy as it is:</p> <ul style="list-style-type: none"> * easy and fast to use * available worldwide * doesn't cost any money to use. You don't need to find a pen, or paper, and pay for a stamp to send it. <p>电子邮件非常方便，因为它是：</p> <ul style="list-style-type: none"> * 使用方便快捷 * 全球可用 * 无需花钱即可使用。您无需寻找笔或纸，也无需支付邮票费用即可寄出。 <p>Look at the examples on seesaw. Pretend you are going to write an email to a friend or family member.</p> <p>Make sure you include an email address (you can make it up e.g. missallen@email.com) and give your email a subject. An email should be short, but to the point.</p> <p>看看 seesaw 的例子。假设你</p>	<p>成。遵循她的指示。玩得开心！</p>
---------------------------------	---	---	--	-----------------------

			<p>要给朋友或家人写一封电子邮件。</p> <p>确保你包含一个电子邮件地址（你可以自行填写，例如 missallen@email.com）并为你的电子邮件指定一个主题。一封电子邮件应该简短，但切中主题。</p>	
--	--	--	---	--

Week 3 Unit 31 Spelling Words			
cow	our	round	hour
now	out	sound	loud
how	house	around	mouth
down	mouse	ground	brown
town	about	count	flower



Unit 31



ou ow

cloud

flower





List Words

cow	our	round	hour
now	out	sound	loud
how	house	around	mouth
down	mouse	ground	brown
town	about	count	flower

Letters Words

1 Underline the letter or letters for  in each List Word. If any of these are not in the sound box, write them with a word example in the box above.

2 Colour the large cloud if you hear  in the picture name. **Count** the number of sounds in each name. **Write** the number in the small cloud above each large cloud.



3 Read the words in the box. **Write** a word from the box for each clue.

★ We sometimes write **ow** for , as in **flower**. We sometimes write **ou** for , as in **cloud**.

now mouse
town round
down house
crown loud
brown out
clown sound

at this time _____ kind of home _____
up and _____ an animal _____
small city _____ not in _____
in a circus _____ a noise _____
a colour _____ a circle is _____
for a queen _____ very noisy _____

4 Colour  words **yellow**. ★ We sometimes write **ow** for .
Colour  words **blue**. ★ We sometimes write **ow** for .

cow grow now from window show down flow
how slow mow brown yellow town gown flower

5 Make as many words as you can.

br | cl pr oud


gr | r | gl ound

ch | sh | sc sp out

fr | br | cr pr own

6 Read the words. **Cross** out the ones that don't make sense.

cow	now	jow	how	fow	wow
out	hout	shout	prout	trout	spout
round	sound	gound	found	ground	around

7 Finish the words by writing the letters for . Use **ou** or **ow**.
Write one of these words for each picture.

h ____ t h ____ se fl ____ er ab ____ t
n ____ l ____ d m ____ th c ____ nt br ____ n



8 What shape is the cloud? **Unjumble** the letters to make  words.
The letters in the boxes will tell you the cloud shape.

souem ____
tuo ____
rou ____
wno ____
ntwo ____
buato ____



The cloud is shaped like a ____.

notcuing

nwdo

Science Lesson Thursday Afternoon

