


# Framework for Learning from Home – Year 5 2021 Term 4 Week 2




## 五年级居家学习大纲- 2021 年第 4 学期 2 周


For some of the below activities you may need your parents help. Show each completed activity to your parents to check.

	Monday 11 <sup>th</sup> October	Tuesday 12 <sup>th</sup> October	Wednesday 13 <sup>th</sup> October	Thursday 14 <sup>th</sup> October	Friday 15 <sup>th</sup> October
Morning 上午	<p><b>English 英文</b> <b>Reading: Language</b> Please complete the Language Forms activity that is assigned as a separate assignment for today. <b>阅读: 语言</b> 完成今天布置的语言表格练习。</p> <p><b>Spelling:</b> Complete one page of Unit 30 below and the online activities for this week's unit. <b>拼写:</b> 完成下面第 30 单元的一页和本周单元的在线活动。 <a href="http://www.soundwaveskids.com.au">www.soundwaveskids.com.au</a> Access code: sit815</p> <p><b>Extension:</b> Please note, there is an extension word list. Write a</p>	<p><b>English 英文</b> <b>Reading: Library ZOOM Session</b> with Mr Philpott <b>图书馆老师网课:</b> <b>10 am – Classes 5D, 5P, 5L and 5J</b> Join Zoom Meeting <a href="https://nsweducation.zoom.us/j/68251668283?pwd=WE00dUY4eEV3enFKeWJ4VGlhQXY1Zz09">https://nsweducation.zoom.us/j/68251668283?pwd=WE00dUY4eEV3enFKeWJ4VGlhQXY1Zz09</a></p> <p><b>10:30 am – Classes 5S, 5M and 5K</b> Join Zoom Meeting <a href="https://nsweducation.zoom.us/j/68406478658?pwd=ME4dCtOQ2MwV2ozNzdJT1BUZ25iZz09">https://nsweducation.zoom.us/j/68406478658?pwd=ME4dCtOQ2MwV2ozNzdJT1BUZ25iZz09</a></p> <p><b>Informative Writing Lesson: Week 2 Lesson 1</b> Look at PowerPoint and video instructions. <b>信息性写作课: 第 2 周第 1</b></p>	<p><b>English 英文</b> <b>Reading: Comprehension</b> Please complete the reading comprehension activity that is assigned as a separate assignment for today. <b>阅读: 理解</b> 完成今天作为单独作业分配的阅读理解练习。</p> <p><b>Spelling:</b> complete a task from the spelling choice board using this week's soundwaves word list. <b>拼写:</b> 使用本周的声波单词列表完成拼写选择板上的一项任务。</p> <p><b>Informative Writing Lesson: Week 2 Lesson 2</b> Today we will be looking at the structure of an informative text. <b>信息性写作课: 第 2 周第 2</b></p>	<p><b>English 英文</b> <b>Oral Reading:</b> Please complete the Oral reading activity that is assigned as a separate assignment for today. <b>口语阅读:</b> 完成今天作为单独作业分配的口语阅读练习。</p> <p><b>Viewing/Reading:</b> Read the text "A Puzzling Tale: Tracking Down Trouble" from the October issue of Orbit School Magazine <b>查看/阅读:</b> 阅读 Orbit School 杂志 10 月刊中的 "A Puzzling Tale: Tracking Down Trouble" 文本</p>  <p><a href="https://drive.google.com/file/d/1E1HcdBGZqyOTFGIW62OKloiMl8kVRUi9/view?usp=sharing">https://drive.google.com/file/d/1E1HcdBGZqyOTFGIW62OKloiMl8kVRUi9/view?usp=sharing</a></p>	<p><b>English 英文</b> <b>Viewing/Reading:</b> Listen to podcast <b>查看/阅读:</b> 收听播客 <a href="https://www.historystorytime.com">https://www.historystorytime.com</a> Choose an episode which looks interesting to you. 选择你觉得有趣的一集。</p> <p><b>Response/ Writing:</b> Complete the following activities: 完成以下问题: 1 Write the name of the podcast inc. episode name/number. 2 Write down three facts you learnt from the podcast. 3 Who would you recommend this podcast to? Why?</p>


	<p>paragraph with at least 10 words from this Extension list. Find the dictionary meaning of at least 10 words.</p> <p>扩展：从扩展词列表中选用至少 10 个单词写一段落短文。用至少 10 个单词在字典中查出其含义。</p>	<p>1 课。查看 PowerPoint 和视频说明。</p> <p>Today we will be looking at the grammar features of informative texts, specifically action and relating verbs. You will have to look at the examples and listen as Mrs Kakakios explains the grammar features to you.</p> <p>今天我们将学习信息性文本的语法特征，特别是动作和相关动词。你需要查看示例并聆听 Ms Kakakios 的解释。</p> <p>Please complete the 2 activities that are included in the EAL/D PowerPoint. You will then have to brainstorm your ideas for the topic: <b>Australia</b>.</p> <p>请完成 EAL/D PowerPoint 中包含的 2 项练习。然后，必须针对以下主题集思广益：澳大利亚</p>	<p>课</p> <p>今天，我们将学习信息性文本的结构。</p> <p>You will have to look at the example text and listen as Mrs Synnott explains the features of it to you. Using your brainstorm from yesterday, you need to start your writing for topic: <b>Australia</b>.</p> <p>你要查看示范文本并聆听 Synnott 老师的解释内容。利用昨天的集思广益，你需要开始主题写作：澳大利亚。</p> <p>Make sure you use the checklist to ensure you have included everything you need and make sure you either take a photo and upload it to Teams or upload your digital copy. 确保使用核对清单确保已包含所需的一切，并确保拍摄照片并将其上传到 Teams 或上传您的数字副本。</p>	<p><b>Response/Writing:</b> After reading the text-Imagine that you are Fraser, the crime solver, or Peter the thief. Choose one of these characters and complete the interview questions in the Interview sheet below.</p> <p>回应/写作：阅读文本后 - 想象你是弗雷泽，或小偷彼得。选择这些角色之一并完成下面面试表中的面试问题。</p> <p><b>Viewing/Reading: OC Classes to Complete OC 班作业</b></p> <p>Read the text “<i>The Hamadryad’s Curse</i>” from the October Issue of Countdown School Magazine. 阅读杂志：</p>  <p><a href="https://drive.google.com/file/d/1j9v_WWO5_dki5y6AUj-aNi0i0jbX7Oyd/view?usp=sharing">https://drive.google.com/file/d/1j9v_WWO5_dki5y6AUj-aNi0i0jbX7Oyd/view?usp=sharing</a></p> <p><b>Response/Writing:</b> After reading the text- Answer the Comprehension Questions below using full sentences. Support your answers with examples from the text</p> <p>回应/写作：阅读文本后 - 使用完整的句子回答下面的理解问题。用课文中的例子支持你的答案</p> <p><b>Spelling:</b> complete a task from the spelling grid using this week’s soundwaves word list. 完成拼写作业</p>	<p>4 Rate this podcast out of 10. Why have you given it this rating?</p> <p><b>Soundwaves:</b> Complete one page of Unit 30 below and the online activities for this week’s unit.</p> <p>上链接完成以下拼写练习：</p> <p><a href="http://www.soundwaveskids.com.au">www.soundwaveskids.com.au</a></p> <p>Access code: sit815</p>
--	---	--	--	---	--

<b>Break</b>	Break	Break	Break	Break	Break
<b>Middle 中间段</b>	<p><b>Mathematics: 数学 Position</b> Complete the worksheet <b>Using Grid References to Describe Location (A)</b>. To answer the questions, you will need to look at the <b>Grid Reference Map – Stafford Shopping World</b>.</p> <p>位置 使用网格参考来描述位置 (A) 完成工作表。要回答这些问题, 你需要查看网格参考地图 - Stafford Shopping World.</p> <p><b>Optional Extension Activity: 选做题</b> Begin the iMaths investigation: Finals Fever. Use this link to access additional resources 开始 iMaths 调查: Finals Fever. 使用此链接查询其他资源 <a href="http://www.imathskids.com">www.imathskids.com</a>.</p>	<p><b>Mathematics: 数学</b> Complete the <b>HotMaths activities</b> set by the teacher. 完成数学作业</p> <p><b>Optional Extension:</b> Continue the iMaths investigation: Finals Fever. Use this link to access additional resources <a href="http://www.imathskids.com.au">www.imathskids.com.au</a> Access code: read664 The sheets are below.</p> <p><b>Languages: please complete any Languages work set by your Languages teacher on your Languages Teams account. 完成中文作业</b></p> <p><b>Wellbeing/P.E- Fitness Yoga:</b> <b>Be Creative: Flying Eagle with Andrew Sealy</b> <b>Click on the link below:</b> Find a space free from any hazards when exercising, have a bottle of water handy. <a href="https://www.youtubekids.com/watch?v=Li8-6J4-">https://www.youtubekids.com/watch?v=Li8-6J4-</a></p>	<p><b>Mathematics: 数学 Chance</b> Complete the worksheet 完成一下数学作业</p> <p><b>Probability Outcomes Using Fractions (A)</b></p> <p><b>Wellbeing Wednesday 12:00 – 2:00pm 学生福利时间</b></p> <p><b>Try these activities with your family...</b> Ping pong story telling! Write the opening sentence to a story, then someone else writes the next line. Then it's your turn again! Keep alternating until you have a full story. 与家人互动: 如: 打乒乓球。讲故事等等。</p>  <p>Get Doodling! Grab some</p>	<p><b>Mathematics: 数学 Topic Test</b> Complete the <b>HotMaths Topic Test</b> set by the teacher. 完成老师布置的数学作业</p> <p><b>Optional Extension: 选做题</b> 完成一些数学作业 Complete the iMaths investigation: Finals Fever. Use this link to access additional resources <a href="http://www.imathskids.com.au">www.imathskids.com.au</a> Access code: read664 You will find the sheets you need below.</p> <p><b>Wellbeing/P.E- Fitness Dance:健身、跳舞</b> Click on the link below and learn this hip hop dance. Easy Kids Choreography - (Hip Hop Dance Tutorial AGES 4+)   MihranTV 随着链接做运动 <a href="https://www.youtube.com/watch?v=JWTyO8npkOQ">https://www.youtube.com/watch?v=JWTyO8npkOQ</a> Find a space free from any</p>	<p><b>Mathematics: 数学 Position Continued...</b> Complete the worksheet <b>Using Grid References to Describe Location (B)</b>. <b>完成数学 B 练习</b></p> <p>To answer the questions, you will need to look at the <b>Grid Reference Map – Stafford Shopping World</b>.</p> <p><b>参考 Grid Reference Map – Stafford Shopping World</b></p> <p><b>Languages: Please complete any Languages work set by your Languages teacher on your Languages Teams account. 完成中文作业</b></p> <p><b>Creative Arts</b> Shadow Photography and Art Watch the video below to see how to create shadows in artworks.</p>

	<p><a href="#">au</a> Access code: read664 You will find the sheets you need below.完成以下作业。</p> <p><b>Wellbeing/P.E- Fitness PE Choice Board</b> 健身练习选择活动: Choose 3 activities from the PE Choice Board below to complete today. Upload a photo or video of you completing at least one of the activities.</p>	<p><a href="#">fVM&amp;hl=en-GB</a> Have Fun!</p>	<p>paper and pens and doodle anything you like. Animals, aliens or anything else.</p> 	<p>hazards when dancing and have a bottle of water handy. Have Fun! 注意运动安全。</p>	<p>看录像做美术作业 Still Life and Shadows <a href="https://www.youtube.com/watch?v=MGnvNksnEfU">https://www.youtube.com/watch?v=MGnvNksnEfU</a> Collect at least 3 kitchen objects, display them in an interesting manner. Take a black and white photo of your objects with your iPad. Then try to sketch your objects. You may need to work in a room with natural light or use a torch/ lamp to help you create shadows during the daytime. Look at these images below for inspiration.</p>  
<b>Break</b>	Break	Break	Break	Break	Break

<p><b>After-noon</b></p>	<p><b>Science: 科学</b>          This term we are learning about properties of materials. 本学期学习如何准备制作材料。根据以下指示完成作业。          Today we will look at the varied materials needed to make a bicycle. You will need to read the vocabulary and complete matching the definitions activity to help you understand about materials and their properties.          今天将看制造自行车所需的各种材料。阅读词汇并完成匹配定义练习，以帮助了解材料及其属性。          Please complete Unit 2 Properties of Materials - Building a better bike worksheet. You may need to use the Inquisitive link: 参考以下链接  <a href="http://inq.co/class/spr">http://inq.co/class/spr</a>          code: 3761          for some of the digital links needed to complete the activities and to watch accompanying videos.</p>	<p><b>BTN:</b> Watch this week's BTN episode          观看本周 BTN 影集  <a href="https://www.abc.net.au/btn/">https://www.abc.net.au/btn/</a></p> <p>Choose a story that is of particular interest to you and complete the story report sheet below.</p> <p>选择一个你特别感兴趣的故事并完成下面的故事报告表。</p>	<p>Create a family kindness jar!          Every time someone does something kind, write it down and put it in the jar. When the jar is full, you all deserve a special treat.          创建一个家庭善意罐！每次有人做了一件好事，就把它写下来放在罐子里。当罐子装满时，你们都应该得到一份特别的款待。</p> 	<p><b>Geography: 地理</b>          This term, we are looking at the topic "Global Connections". To start the term off, we are having a closer look at the United Nations. We have looked at 'The Rights of the Child' written by the United Nations. But today we will look at the other aspects the United Nations cares for as well.          本学期，我们学习“全球连接”主题。这个学期开始，我们学习联合国并看过联合国撰写的《儿童权利》。今天我们将看看美国和国家所关心方面。          Please complete pages 5, 6 and 7 of "The United Nations – How are indigenous peoples and other groups around the world protected and supported" booklet from Inquisitive. It is attached to the bottom of this framework but please visit this link for accompanying videos and digital pages:          填写《联合王国》第 5、6 和 7 国家——世界各地的土著人民和其他群体如何得到保护和支          持” 附上 的 Inquisitive 小册子。并访问链接随附的视频和数字页面：  <a href="https://www.inquisitive.com/class/spz/login">https://www.inquisitive.com/class/spz/login</a>          Password : 3297</p>	<p><b>PD/H/PE: Road Safety 道路安全</b></p> <p>Visit Safety Town and complete the 'Safe Journeys' and 'Which car door do I use?' activities. Write 3 facts or tips you have learnt about pedestrian safety.          访问安全小镇并完成“安全旅程”和“我使用哪个车门？”活动。写下你了解到的有关行人安全的 3 个事实或提示。  <a href="https://www.safetytown.com.au/town/student/stage-3/#map">https://www.safetytown.com.au/town/student/stage-3/#map</a></p> <p><b>Activities:</b> Complete an activity from the “activities and ideas for home for parents of primary learners” sheet on the back page of this booklet. 完成“小学生家长在家的活动”表中一项活动</p> <p><b>Catch-up:</b> Finish any unfinished tasks from Monday –Thursday 完成本周所以的作业。</p>
--------------------------	--	--	--	---	---





**Tick the box each time you do an activity**

# Spelling Choice Board

**Even and Odd**  
Write all of your spelling words that have an odd number of letters in one color and the spelling words that have an even number of letters in another color.

**Scratch Words**  
Create a one page **Scratch Jr.** animation using as many spelling words as you can. Save your Scratch and upload to **Showbie**.

**Bubble Letters**  
Write each of your spelling words in bubble letters.  
Example: SPELLING

**SPELLING**

**Poplet**  
Create a **Poplet** of 5 of your spelling words using definitions and photos to illustrate your words meaning. Take a snapshot and upload to **Showbie**.

**Stair Spelling**  
Write your words in stairs. It may help to use graph paper.  
**Example:**

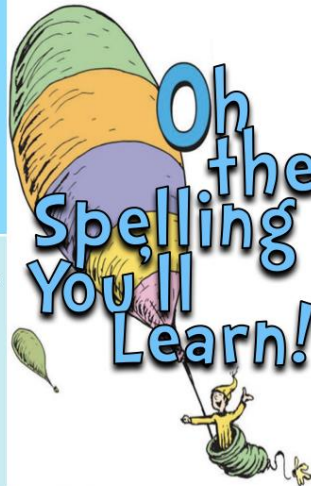
s  
st  
sta  
stai

stair

**Spelling Train**  
Write your spelling words in one long line with no spaces in between. Use a different color for each word. You can make your line curvy so that all the words will fit on a page.

**Photo Words**  
Take a photo of a page in a book and using **Mark Up** highlight any spelling words you find. Then upload the photo to **Showbie**.

**Parts of Speech Sort**  
Sort your spelling words by parts of speech:

- nouns
- verbs
- adjectives
- adverbs

**Add 'Em Up**  
Vowels are worth 8 points, Consonants 3 points. Write each spelling word and make a number sentence to show its point value.  
Eg. Spell = 3+3+8+3+3 = 20

**Syllable Count**  
Write each of your spelling words. Then divide each word into syllables and write the total number of syllables in each word.  
Eg: spelling spell/ing 2

**Story Creator**  
Use **Story Creator app** to write a story using as many spelling words as possible. Be sure to illustrate it and record your voice reading it.

**Roll the Dice Forward & Backward**  
Write your spelling words forwards, then write them backwards.  
Example: spelling - gnilleps

**Secret Code**  
Create a secret code by assigning a symbol, number, or letter to each letter of the alphabet. Then write your spelling words once the normal way and once in code.

**He Said, She Said**  
Write a sentence for each of your spelling words. Each sentence must contain quotation marks. Don't forget to underline the spelling words.

**Word Parts**  
Color code your words: prefixes = red suffixes = blue bases = green  
eg. prescription - **prescription**

**Even and Odd**  
Write all of your spelling words that have an odd number of letters in one color and the spelling words that have an even number of letters in another color.

**Other Hand**  
Write your spelling words with the hand you normally write with. Then write them again with the other hand.

**Double Word Sentences**  
Write sentences with two spelling words in each sentence. Don't forget to underline the spelling words.

**Semester Two**



# Unit 30

z zz s se zebra puzzle bears cheese

## List Words

- lose
- enclose
- desert
- grease
- freeze
- dazzling
- excuse
- cause
- adviser
- disease
- position
- anxiety
- scissors
- desirable
- organise
- apologise
- exercise
- sausages
- applause

1 Colour the graphemes that represent **z zz s se** in the List Words.

2 Go to the List Words for Unit 30. Count the sounds and identify all the graphemes in each List Word.

3 Write any other letters that can represent **z zz s se** on the Grapheme Chart. Write one word example for each.

4 Write List Words that include the following graphemes to fit on the lines.

_____se	___g_____s		
____s_____	____s_____se		
_____se	____s_____	____l_____se	_____s_____
_____s_____	____x_____s_____	_____s_____	_____zz_____
_____ze	____ss_____s	____x_____	_____s_____



### Grapheme Chart

grapheme	word

5 Write the base words from which these words have been built.

laser _____	because _____	enclosure _____
greasy _____	dazzling _____	apologetic _____
advisory _____	desirable _____	inexcusable _____
freezing _____	anxieties _____	disorganised _____

6 Fill the empty sound boxes to represent the sounds in each homograph.

Mechanics use oil to grease car parts. **g gg r rr w w ee e oo y oy** C \_\_\_\_\_

Grease is very difficult to remove from clothing. **g gg r rr w w ee e oo y oy** C \_\_\_\_\_

A desert is a harsh, hot, dry environment. **d dd z zz s se** C \_\_\_\_\_ **rr**

You wouldn't want anyone to desert you there. **d dd z zz s se** C \_\_\_\_\_ **rr**

7 Unjumble each List Word part.

Colour code one word part from each column.

Write the List Word on the line.

pap	tye	_____	no	seea	_____
xe	solua	_____	ed	rosss	_____
nax	glni	_____	sid	ecosl	_____
zazd	suac	_____	isc	tres	_____

8 Unjumble each List Word part. Form a List Word with each set of word parts.

xe seci re _____	a lap o seig _____	noit i sop _____
se ga ussa _____	da res iv _____	nag sei ro _____

# s si treasure television



## List Words

- usually
- pleasure
- leisure
- collision
- massage
- decision

---



---



---



---



---

1 Colour the graphemes that represent **s si** in the List Words.

2 Go to the List Words for Unit 30. Count the sounds and identify all the graphemes in each List Word.

3 Write any other letters that can represent **s si** on the Grapheme Chart. Write one word example for each.

4 Cross out the words where you hear **s si**. Answer the question that is left.

Which measure country treasure lies leisure to pleasure the revision north division of indecision Australia and massage has camouflage **s si** in its name? \_\_\_\_\_

5 Circle the word in each pair that would come first in the dictionary.

- usually pleasure decision leisure provision collision measure division
- unusually pleasant decisive lesion providing collection measles divisor

6 Write the word from the brackets that could be on a dictionary page with the pair of guide words.

(collar, collision)	(decision, declare)	(leisure, legal)
collect _____ collude	deceive _____ deck	legend _____ lemon
(plenty, pleasure)	(prowl, provision)	(utter, usually)
play _____ pledge	provide _____ provoke	useful _____ utensil


## Challenge

Write answers to the clues starting from 1, and work around the outside and into the middle. The numbers indicate the start of each word. Each word overlaps the one before so that they share some letters. Some answers are List Words from both pages of this unit.

★ Write the answers out on paper first.

### Overlapping crossword

- 1. Snow White ate this fruit.
- 2. rhymes with measure
- 3. noun from revise
- 4. adjective from nation
- 5. adverb from leisure
- 6. not telling the truth
- 7. adjective from grace
- 8. adverb from usual
- 9. stretchy material
- 10. rhymes with, and means smash
- 11. part of body between top of arm and neck
- 12. verb from reflection
- 13. gold coins, precious gems
- 14. to create again
- 15. noun from televise
- 16. rhymes with need
- 17. noun from decide
- 18. head movement
- 19. noun for divide
- 20. zero, \_\_\_\_\_, two
- 21. \_\_\_\_\_, easier, easiest
- 22. opposite of no





### U 30 List Words- z zz s se

lose      enclose      desert      grease   freeze   dazzling   excuse   adviser   cause  
disease   position   anxiety   scissors   desirable   organise   apologise   exercise   sausages  
applause

### U 30 List Words- s si

usually      pleasure      leisure   collision      massage      decision

### U 30 Extension List Words

advisory      anxieties      authorisation      auxiliary      citizenship      civilised      cruiser  
customise      deserted      disorganised      embezzle      emphasise      greasy      imprisonment  
plausible      positioned      presidency      resourceful      supposition      zoology

SLW29



lose																			
enclose																			
desert																			
grease																			
freeze																			
dazzling																			
excuse																			
cause																			
adviser																			
disease																			
position																			
anxiety																			
scissors																			
desirable																			
organise																			
apologise																			
exercise																			
sausages																			
applause																			
usually																			
pleasure																			
leisure																			
collision																			
massage																			
decision																			


SXW33



advisory																			
anxieties																			
authorisation																			
auxiliary																			
citizenship																			
civilised																			
cruiser																			
customise																			
deserted																			
disorganised																			
embezzle																			
emphasise																			
greasy																			
imprisonment																			
plausible																			
positioned																			
presidency																			
resourceful																			
supposition																			
zoology																			

# Maths worksheet Monday

## Grid Reference Map – Stafford Shopping World



	A	B	C	D	E	F	G	H	I	J	K	L	
1						Stafford Fruit 'n' Veg							1
2				→									2
3											Food Court		3
4													4
5													5
6													6
7													7
8													8
9													←
10													10
11													11
12													12
13													13
14													14
	A	B	C	D	E	F	G	H	I	J	K	L	

- = Entry/Exit
- = 10 metres
- 1 = BTA Bank
- 2 = Information Desk
- 3 = Ron's Crazy Phones
- 4 = Style Hairdressers
- 5 = Barb's Beauty Bar
- 6 = Toilets

## Using Grid References to Describe Location (A)

- 1 Use the Grid Reference Map – Stafford Shopping World to answer these questions.
  - a) Name the store found at these grid reference points.
    - i) B3: \_\_\_\_\_
    - ii) K7: \_\_\_\_\_
    - iii) H12: \_\_\_\_\_
  - b) If you entered the Stafford Shopping World at L9, what shop would be on your right?
 

\_\_\_\_\_
  - c) Give grid references for:
    - i) BTA Bank: \_\_\_\_\_
    - ii) Style Hairdressers: \_\_\_\_\_
    - iii) Ron's Crazy Phones: \_\_\_\_\_
  - d) If you entered the Stafford Shopping World at E14, walked straight for 60 metres and entered the shop on your left, what shop would you be in?
 

\_\_\_\_\_
  - e) If you are in Style Hairdressers, what is the grid reference for your closest exit?
 

\_\_\_\_\_

# Maths Worksheet Wednesday

# Maths Worksheet Friday

### Probability Outcomes Using Fractions (A)

① a) What is the chance, as a fraction, of the spinner landing on:

- i) B or b? \_\_\_\_\_
- ii) A or a? \_\_\_\_\_
- iii) C? \_\_\_\_\_
- iv) D? \_\_\_\_\_

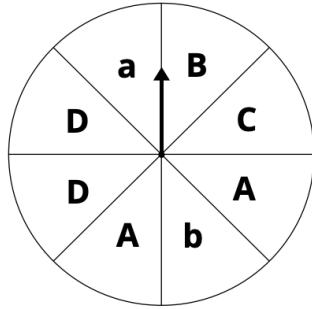
b) What is the chance of the spinner not landing on:

- i) b or B? \_\_\_\_\_
- ii) C? \_\_\_\_\_

c) What is the chance of the spinner landing on:

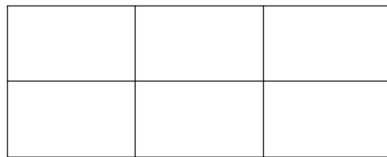
- i) a capital letter? \_\_\_\_\_
- ii) a lower-case letter? \_\_\_\_\_

d) What is the chance of the spinner landing on a vowel? \_\_\_\_\_



② Colour the rectangles to represent the probability shown.

- a)  $\frac{1}{3}$  chance of blue
- b)  $\frac{1}{3}$  chance of green
- c)  $\frac{1}{6}$  chance of red
- d)  $\frac{2}{12}$  chance of yellow



### Using Grid References to Describe Location (B)

① Use the Grid Reference Map – Stafford Shopping World to answer these questions.

a) Name the store found at these grid reference points.

- i) K10: \_\_\_\_\_
- ii) G1: \_\_\_\_\_
- iii) I10: \_\_\_\_\_

b) Give grid references for:

- i) the toilets: \_\_\_\_\_
- ii) BTA Bank: \_\_\_\_\_
- iii) Barb's Beauty Bar: \_\_\_\_\_

c) Start at D2 and travel east for 10 metres. Turn south and travel another 50 metres before turning east and travelling another 30 metres. What store are you standing in front of?

\_\_\_\_\_

d) Give directions, using north, south, east, west and metres, to direct someone who is coming out of the toilets to BTA Bank.

\_\_\_\_\_  
 \_\_\_\_\_  
 \_\_\_\_\_





## Investigation 7 Finals fever

### Materials



Internet access

Investigation 7

You would love to go to the Grand Final of your favourite sport, but you only have 3 days to get there and back.

In order to make an itinerary, you will need to investigate the most economical and efficient way to travel from your home to the final and back. There are many transport options. Remember to include all the transport required from your home to the final and back, as well as the cost of accommodation.

Wow, how much will all that cost? Don't forget your tickets!



#### ✓ Topics

Before you start the Investigation you need to know...

- NA18** Decimal addition to tenths.....p66
- NA19** Decimal addition to hundredths.....p68
- NA20** Decimal subtraction to tenths.....p70
- NA21** Decimal subtraction to hundredths.....p72
- NA24** Financial plans and records.....p78
- MG6** 24-hour time .....p94
- MG7** Read and interpret timetables.....p96

### Understanding the Investigation

#### Read and plan.

Make sure you understand the meanings of: *budget, transport options, package deal, adequate, mode of transport, economical, efficient, itemise, bus terminal, itinerary and Grand Final.*

Read and discuss the rubric.

Download your Investigation plan. This will help you with the organisation and understanding of the Investigation.

#### Teacher note

- Comprehensive lesson notes, suggestions and resources are available in *iMaths 5 Teacher Book*.
- The Investigation plan for this Investigation can be downloaded from [www.imathsteachers.com.au](http://www.imathsteachers.com.au).

### 2 Investigate fares and ticket prices.

Find out where the Grand Final for your favourite sport is being held.

Discuss how to get to your destination and back within 3 days. Remember you will also have to travel from your home to the bus terminal, train station or airport.

### Using maths

#### 3 Choose your best option.

Look at fares and timetables for bus, train and airline travel to the Grand Final from your home town and back.

Compare travel costs and choose the most economical means of transport for you and your family. Look out for specials or package deals.

Keep your information organised. You should use a table or spreadsheet.

Write an itinerary for your trip. Make sure you show departure and arrival times in 24-hour time for each mode of transport.

#### 4 Calculate the cost of tickets.

Find the cost of Grand Final tickets for the whole family. Work out if you can save money buying tickets at adult, child or family rates.

Calculate the total ticket price for your whole family and show how you calculated the best possible price.

#### 5 Calculate the cost of the whole trip (your budget).

Find the total cost of all fares needed to get you from your house to the Grand Final and back, plus the cost of accommodation and the tickets.

### Reasoning and reporting

#### 6 Display and justify your itinerary and budget.

Display your itinerary and budget. Discuss and challenge the varying budgets and itineraries in your class. Consider the following:

- Was the cheapest trip necessarily the best option?
- Did the itinerary allow for adequate time between the different stages of the journey?
- Did you manage to get to the final and back in 3 days?

### imathskids.com.au

Go to [imathskids.com.au](http://imathskids.com.au) –


The Investigation 7 area contains the Investigation plan and websites that you need to complete this Investigation.

#### Finals fever budget

Transport	Stage of journey	Cost
Taxi	Home to airport	\$25
	Total	
Ticket prices		Cost
	Show all your working	
Accommodation		Cost
	Show all your working	
Total cost of trip		

#### Inquiry

What if you decided to stay for an extra 3 nights? Extend your budget to include the cost of food and accommodation for another 3 nights.

- 6  Read the information about The United Nations declaration of the rights of indigenous peoples. Write a headline and three points you would use to write an article about the declaration. Don't forget to include the date.



- 7 The United Nations has a calendar filled with special days during the year. Choose one of the days below and find out some interesting facts.
  - International Mother Language Day.
  - International day of the World's Indigenous Peoples.
  - International Day of Happiness.
  - International Human Solidarity Day.
  - International Mountain Day.

Day: \_\_\_\_\_

Date: \_\_\_\_\_

Why is it observed?

\_\_\_\_\_

\_\_\_\_\_

One interesting fact:

\_\_\_\_\_

\_\_\_\_\_

A sketched image to represent it:

\_\_\_\_\_

\_\_\_\_\_

\_\_\_\_\_

- 8 Find someone who has found out about a different day. Compare what you both discovered and list the similarities between the two days.

\_\_\_\_\_

\_\_\_\_\_

\_\_\_\_\_

**9** Four countries originally chose not to sign the UN declaration of the rights of Indigenous Peoples. Which countries were they? Why do you think they chose not to sign it?

---

---

---

---

---

---

---

---

**10** Go to the map section of the United Nations website. Compare **The World in 1945** map with **The World Today** map. Describe the difference and explain why.

---

---

---

---

---

---

---

---



### PE Choice Board

 Bear crawl from one end of your house to the other	 Ride a bike, scooter or skateboard.	 Walk around like a dinosaur. Can you create a dinosaur dance?	Set up an obstacle course. Jump over toys, go through chairs, or go around pots.
<b>ALPHABET</b>  Choose any exercise and do it while you sing the alphabet	 Go for a walk with someone special.	 Using your body to make letters, spell your last name	 Roll a dice. Do any exercise that number of times
 Help your family and vacuum/sweep the floors in the house	 Do 20 jumping jacks	 Kick a football at a target or to a person.	 Count how many skips you can do with a rope. Can you beat your score?
 Play a game of musical statues.	 Try out some yoga poses	 Go for a run or jog	<div style="background-color: #4a4a9a; color: white; padding: 5px; text-align: center; font-weight: bold;">GoNoodle</div> Do a go noodle

## Vocabulary

<b>materials</b>	All of the various natural and artificial substances that are used to create objects. In science and technology, 'materials' does not only mean fabrics, such as cotton or polyester. Metal, concrete, clay, wood, plastic and rubber are all materials.
<b>steel</b>	A metal comprised mostly (98-99%) of iron, with small amounts of carbon and other metals (such as chromium and molybdenum) added. These extra substances make steel much stronger and harder than iron. Steel is used to make all kinds of objects, from building frames and bike frames to sewing needles.
<b>aluminium</b>	A metal that is much softer than steel and a lot less dense (this means that a piece of aluminium weighs less than an identical piece of steel). Aluminium is combined with steel to make bike frames more lightweight, but it is too weak to be used on its own.
<b>tubular</b>	Shaped like a tube, i.e. a hollow cylinder.
<b>property</b>	In science, a property is a physical characteristic you can use to describe a material. It is an observation you can make or something you can measure about the material. Properties of materials include: hardness, density, strength, flexibility, elasticity, whether it is magnetic or non-magnetic, biodegradable or non-biodegradable, whether it absorbs or repels water, or whether it is transparent, translucent or opaque.

## Properties of materials -Match the definitions

hard rigid weak brittle strong dense soft lightweight malleable  
durable inelastic ductile flexible durable

If a material can not easily be scratched, dented, cut or compressed, it is said to be hard.

The opposite of hard.

If a material can withstand a lot of force without cracking or breaking, it is said to be strong.

The opposite of strong.

A material that is dense feels heavy for its size. Dense materials have a lot of a mass packed into their volume. E.g. steel is a denser metal than aluminium. A cube of steel will weigh more than an identical cube of aluminium.

A material with a low density.

A material that does not wear out, fall apart or decay easily.

A material that can be bent easily without breaking is said to be flexible.

The opposite of flexible. A material that cannot be bent easily.

A material that breaks when you try to bend it.

A material that regains its shape if pressed and deformed.

The opposite of elastic.

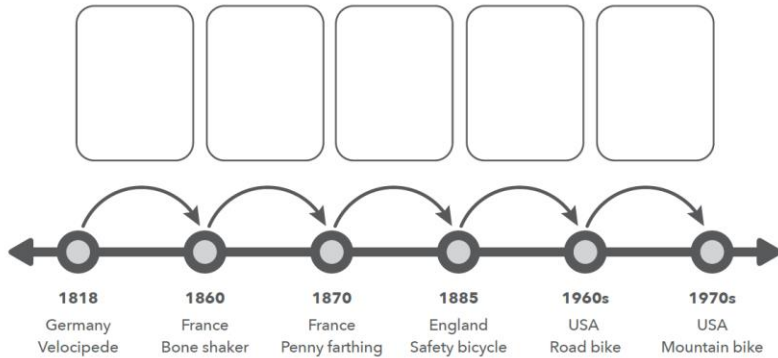
The ability of a metal to be stretched out into a wire. Some metals are more ductile than others.

The ability of a metals to be beaten or rolled out into thin sheets.



2 Watch the video *The Evolution of the Bicycle*.

3 Complete the timeline from the video by writing in one change you observed from each bike design to the next one.

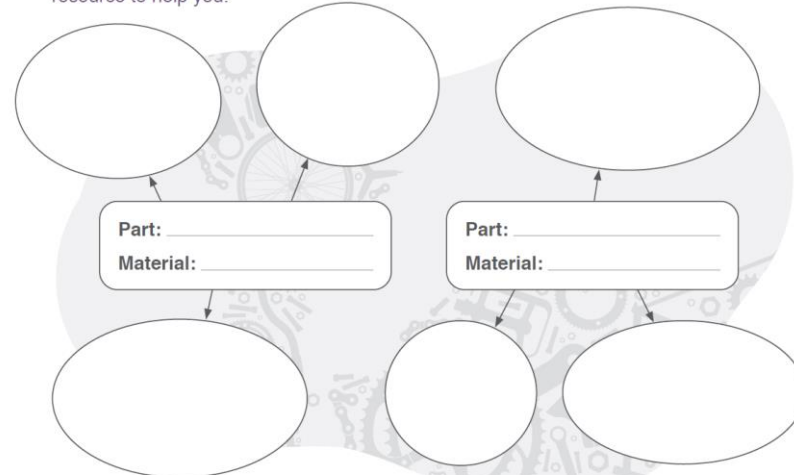


4 **Activity 1: What is a bike made of?**

Have a good look at your bike. Try and identify all of the parts that are named on the bike below. Modern bikes are made from several different materials, including metal, plastic and rubber. What materials have been used to make your bike? Next to each part below, write down what it is made of.



5 Choose two bike parts made of different materials. Write the part and the material in the centre of the mind maps. Complete the mind maps by writing three properties of the material that make it suitable for the part. Use the 'Properties of Materials' resource to help you.



6 Choose a bike part, and one of the materials in the box.

- Glass
Wood
Clay
Concrete

Complete the sentence below to explain what would happen if the part was made out of that material.

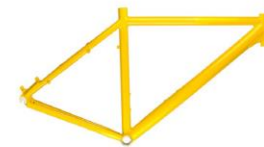
The \_\_\_\_\_ is not made of \_\_\_\_\_ because if it was \_\_\_\_\_

---



---

The bike frame is the central skeleton that connects all the bike parts together. Most of the bike frames made since the 1880's have been made of a metal called steel. The steel rods used to make the frame are tubular, meaning they are hollow and not solid.



## Character interview

Read 'A Puzzling Tale: Tracking Down Trouble' and imagine that you are Fraser, the crime solver, or Peter, the thief. Choose one of these characters and complete the interview questions below.

1. What is your name? Where do you live?

---

---

2. List six to ten words that describe you.

---

---

---

---

---

---

3. How do the people in your town treat you?

---

---

---

4. Describe the scene that night at the Krupperville inn.

---

---

---

5. How did you feel once the truth was revealed?

---

---

---

6. What do you think the punishment will be for stealing the large sum of money?

---

---

---

## Comprehension: 'The Hamadryad's Curse'

Answer the questions below using full sentences. Support your answers with examples from the text.

1. Explain why Jack was appointed as keeper of the State Forest .

---

---

---

2. Why do you think Jack remained so calm when Eraro appeared and asked him to be gentle and swift?

---

---

---

3. Did Jack make the right decision by cutting down the elm tree? Explain your answer.

---

---

---

4. What led Faye to believe that Lucas lacked empathy? Explain your answer in three sentences.

---

---

---

---

5. The story ends with the line 'His son was finally free.' What are your thoughts on this concluding sentence?

---

---

---

---