

Framework for Learning from Home – Year 2 T4 W2 11th-15th Oct

在家学习大纲 —— 二年级第四学期第二周 10.11-10.15

You will need help from a parent/carer. Show each completed activity to your parents so they can check it and/or help you post it on Seesaw. Remember to have regular breaks throughout the day for crunch and sip, recess and lunch, stretching and moving throughout the house in between activities. Please remember to take care with your work and present it neatly.

你将需要父母/看护人的帮助。向你的父母展示每项已完成的活动，以便他们检查和/或帮助你将其发布到 Seesaw。记住全天有规律的休息，吃水果，午休和午餐，在活动之间在整个房子里伸展和运动。请记得好好完成你的作业并整齐地呈现它。

Monday 11/10 周一	Tuesday 12/10 周二	Wednesday 13/10 周三	Thursday 14/10 周四	Friday 15/10 周五
<u>Spelling 拼写</u> We are looking at Soundwaves Unit 30. It is a combined sound this week. The sounds are 's' and 'si' as in <i>treasure</i> and <i>television</i> AND 'z', 'zz', 's', 'se' as in <i>zebra</i> , <i>puzzle</i> , <i>bears</i> and <i>cheese</i> . 我们正在研究 Soundwaves Unit 30。这是本周的组合声音	<u>Reading: 阅读</u> Visit 浏览 https://in2era.com.au/home Username 用户名: hurstville Password 密码: hurstville Choose a <u>picture book or a book at your level</u> and read for enjoyment. Try to aim for 10-20 minutes of reading.	<u>Spelling – Segmenting Sounds</u> 拼写 - 分割声音 Find the segmenting tool on the soundwaves website and work out how many sounds each word has and which letters match. 在 soundwave 网站上找到分	<u>Spelling - Textbook</u> 拼写-课本	<u>Spelling - Textbook</u> 拼写-课本

。声音是“s”和“si”，如 *treasure* and *television* 中的“z”、“zz”、“s”、“se”， *zebra*, *puzzle*, *bears* and *cheese* 。

Watch the links below to see how to pronounce the sound:

观看下面的链接以了解如何发音：

<https://online.fireflyeducation.com.au/program/soundwaves2/unit/30/1/soundinfokit>

<https://online.fireflyeducation.com.au/program/soundwaves2/unit/30/2/soundinfokit>

Use the template provided (or draw your own) and write as many words as you can think of that have these sounds. Visit the website for access to the sound, chants and games this week.

使用提供的模板（或绘制自己的模板）并尽可能多地写出您能想到的带有这些发音的单词。访问该网站以访问本周的声音、圣歌和游戏。

www.soundwaveskids.com.au

Access code 密码: puff231

选择一本图画书或符合你水平的书，然后阅读以享受乐趣。尝试以 10-20 分钟的阅读时间为目标。

Informative Writing

信息性写作

A **procedure** tells us how to *make* or *do* something. This is the procedure text structure:

程序告诉我们如何制作东西或做某事。这是程序文本结构：

Title 题目
Materials or Ingredients
材料或成分
Steps
步骤
Conclusion
总结

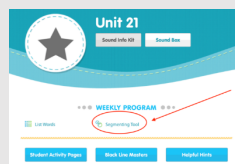
Title: The goal of what you want to make or do

标题：你想做成什么东西或

段工具，计算出每个单词有多少个发音以及哪些字母匹配。

www.soundwaveskids.com.au

Access code 密码: puff231




Reading & Writing

阅读和写作

Watch and read the story 'A Monster Wrote Me a Letter' on Seesaw. Complete the Comprehension Quiz activity on Seesaw by circling the correct answers. There are two pages to complete!

在 Seesaw 上观看并阅读故事“一个怪物给我写了一封信”。圈出正确答案，完成 Seesaw 上的理解测验活动。有两页要完成！

We have uploaded the first page of Unit 30 from the Soundwaves textbook. Complete the activities. Do the first page ONLY.



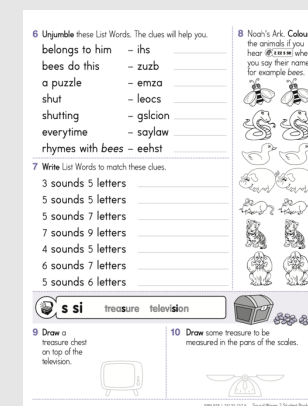
我们上传了声波课本第 30 单元的第一页。完成活动。只做第一页。

Reading & Writing

阅读和写作

Watch and read the story 'A Monster Wrote Me a Letter' on Seesaw. If a monster was coming to play at your house, what food would you offer them? 在 Seesaw 上观看并阅读故

We have uploaded the second page of Unit 30 from the Soundwaves textbook. Complete the activities. Do the second page ONLY.



我们上传了声波课本第 30 单元的第二页。完成活动。只做第二页。

Explore some sounds and play the games for this unit on the Soundwaves website.

在 Soundwaves 网站上探索本机的一些声音并玩游戏。

www.soundwaveskids.com.au

Access code 密码: puff231

Reading 阅读- Visit 浏览

<https://in2era.com.au/home>

<div data-bbox="107 132 465 387" data-label="Image"> </div> <p>Reading 阅读:</p> <p>Visit 浏览 https://in2era.com.au/home</p> <p>Username 用户名: hurstville Password 密码: hurstville</p> <p>Choose a <u>picture book or a book at your level</u> and read for enjoyment. Try to aim for 10-20 minutes of reading.</p> <p>选择一本图画书或符合你水平的书，然后阅读以享受乐趣。尝试以 10-20 分钟的阅读时间为目标。</p> <p>Informative Writing 信息性写作</p> <p>In a procedure, the Steps tell the reader what they need to do. These instructions are numbered in order and begin with a verb in the present tense. For example,</p> <p>在一个过程中，步骤告诉读者</p>	<p>做什么事情的目标</p> <p><u>Materials or Ingredients:</u> The materials or ingredients needed to complete the task. They are listed with dot points in the order they are needed.</p> <p><u>材料或成分：</u>完成任务所需的材料或成分。它们按照需要的顺序用点点列出。</p> <p><u>Steps:</u> Step-by-step instructions numbered in order. They begin with a verb in the present tense e.g. cut, fold, melt <u>Conclusion:</u> Any tips, advice or safety warnings e.g. 'Taste your lemonade. If it is not sweet enough, add more sugar to the jug and stir.</p> <p>步骤：按顺序编号的分步说明。它们以现在时的动词开头，例如 切割、折叠、融化 结论：任何提示、建议或安全警告，例如 ‘尝尝你的柠檬水。如果不够甜，可以在壶中加入更多的糖并搅拌。</p>		<p>事“一个怪物给我写了一封信”。</p> <p>如果有怪物来你家玩，你会给他们什么食物？</p> <p>On Seesaw use your imagination to draw a plate of monster food and then describe your meal on the next page! Write at least 4 sentences which include adjectives to describe your meal! There are two pages to complete.</p> <p>在 seesaw 上用你的想象力画一盘怪物食物，然后在下一页描述你的饭菜！写至少 4 个包含形容词的句子来描述你的食物！有两页需要完成。</p>	<p>Username 用户名: hurstville Password 密码: hurstville</p> <p>Choose a <u>picture book or a book at your level</u> and read for enjoyment. Try to aim for 10-20 minutes of reading.</p> <p>选择一本图画书或符合你水平的书，然后阅读以享受乐趣。尝试以 10-20 分钟的阅读时间为目标。</p> <p><u>Writing 写作</u></p> <p>Watch and read the story 'A Monster Wrote Me a Letter' on Seesaw.</p> <p>On Seesaw there is a template to draw your own monster! Get a piece of paper to draw your monster on and roll the dice to see what head you have to draw using the template.</p> <p>在 Seesaw 上观看并阅读故事“一个怪物给我写了一封信”。</p> <p>在 seesaw 上有一个模板来绘制你自己的怪物！拿一张纸在上面画你的怪物，然后掷骰子看看你必须用模板画什么</p>
--	--	--	--	---

他们需要做什么。这些指令按顺序编号，并以现在时的动词开头。例如，

Present Tense Verbs	
<u>Pencil and Paper Method</u>	<u>Lemon Juice Method</u>
Place	Squeeze
Press	Dip
Remove	Write
Rub	Put
Read	Wipe
	Read

Re-read your procedure *title* and *materials* from last week. Which method did you choose? The pencil and paper method or the lemon juice method?

重读上周的程序标题和材料。你选择了哪种方法？纸笔法还是柠檬汁法？

View Invisible Words by Josephine Croser again:

再次查看 Josephine Croser 的 Invisible Words :
<https://in2era.com.au/products/readalong/items/11-invisible-words>

Write a procedure using the procedure text structure. You can write a procedure for 'How to write invisible words' or choose a different procedure such as 'How to make a ham and pineapple pizza', 'How to brush your teeth' or 'How to play marbles'. For example,

使用过程文本结构编写一个过程。你可以编写“如何写隐形字”的程序或选择不同的程序，例如“如何制作火腿和菠萝披萨”、“如何刷牙”或“如何玩弹珠”。例如，

How to make fairy bread

如何做仙女面包

Ingredients:

- Sliced white bread
- Spreadable butter or margarine
- 100s & 1000s sprinkles

原料：

- 切片白面包
- 可涂抹黄油或人造黄油

头。

Continue rolling your dice and drawing all the body parts until your monster is complete!

Make sure you colour in your monster and give them a name! Upload a picture of your monster to the second page.


继续掷骰子并绘制所有身体部位，直到你的怪物完成！

确保为怪物着色并给它们命名！将你的怪物的照片上传到第二页。

If you don't have a dice at home click on this link to use an online one:

如果你家里没有骰子，请单击此链接以使用在线骰子：

<https://www.online-stopwatch.com/chance-games/roll-a-dice/>

<p>Use <i>present tense verbs</i> to write your step-by-step instructions in order. For example,</p> <p>使用现在时动词按顺序编写分步说明。例如，</p> <p><u>How to write invisible words</u></p> <p>Steps:</p> <ol style="list-style-type: none"> 1. Squeeze some lemon juice into a cup. 2. Dip the toothpick into the lemon juice. <p>Take a photo of your writing and upload it to SeeSaw.</p> <p>看不见的字怎么写</p> <p>脚步：</p> <ol style="list-style-type: none"> 1. 将一些柠檬汁挤入杯中。 2. 将牙签浸入柠檬汁中。 <p>为你的写作拍一张照片并将其上传到 SeeSaw。</p>	<p>• 100 次和 1000 次喷洒亮片</p> <p>Method:</p> <ol style="list-style-type: none"> 1. Spread a thin layer of butter on one side of the sliced bread using a butter knife. 2. Carefully sprinkle the 100s & 1000s onto the butter. 3. Cut the bread in half from corner to corner. 4. Place your fairy bread on a plate to serve for friends and family. <p>方法：</p> <ol style="list-style-type: none"> 1. 用黄油刀在切片面包的一侧涂上一层薄薄的黄油。 2. 小心地将 100s 和 1000s 洒在黄油上。 3. 把面包从一个角到另一个角切成两半。 4. 将你的仙女面包放在盘子上，供朋友和家人享用。 <p>Enjoy your fairy bread!</p>  <p>Take a photo of your writing</p>			
---	---	--	--	--


	and upload it to SeeSaw. 为你的写作拍一张照片并将其上传到 SeeSaw。			
Break 休息	Break 休息	Break 休息	Break 休息	Break 休息
<p><u>Mathematics- 3D Space</u> <u>数学-3D 空间</u></p> <p>We are learning about three-dimensional (3D) objects this week. View: 本周我们正在学习三维 (3D) 物体。观看： https://www.youtube.com/watch?v=ZnZYK83utu0 With the help of a parent, look around your house and find 5 <u>different</u> 3D objects. Remember to look at the examples to help you! Upload your photos to Seesaw.</p> <p>在父母的帮助下，环顾你的房子，找到 5 个不同的 3D 物体。记得看例子来帮助你！将你的照片上传到 Seesaw。</p> <p>iMaths- Go to the games section and choose a game to play. www.imaths.com.au 转到游戏部分并选择要玩的游</p>	<p><u>Mathematics- 3D Space</u> <u>数学-3D 空间</u></p> <p>3D objects can be classified as either: prisms (cube, rectangular prism) OR have flat/curved surfaces (cylinder, sphere, cone). A prism has faces, edges and vertices. Your job is to sort pictures of the 3D objects into the correct category on Seesaw.</p> <p>3D 物体可以分为：棱镜（立方体、直角棱镜）或具有平面/曲面（圆柱体、球体、圆锥体）。棱镜有面、边和顶点。你的工作是在 Seesaw 上将 3D 物体的图片分类到正确的类别中。</p> <p>iMaths- Go to the games section and choose a game to play. www.imaths.com.au 转到游戏部分并选择要玩的</p>	<p><u>Mathematics- 3D Space</u> <u>数学-3D 空间</u></p> <p>We are learning about 3D objects this week. Play: 本周我们正在学习三维 (3D) 物体。玩： https://au.ixl.com/maths/year-2/name-the-three-dimensional-shape</p> <p>Your job is to use the labels to name each 3D object correctly. Remember- a prism has faces, edges and vertices. Complete the task uploaded to Seesaw.</p> <p>你的工作是使用标签正确命名每个 3D 对象。记住——棱镜有面、边和顶点。完成上传到 Seesaw 的任务。</p> <p><u>Wellbeing Wednesday 健康</u> <u>星期三</u></p>	<p><u>Mathematics- 3D Space</u> <u>数学-3D 空间</u></p> <p>We can describe the properties of prisms using terms such as 'vertices', 'faces' and 'edges'. We describe spheres, cylinders and cones using terms such as 'flat surfaces' or 'curved surfaces.' Complete the tables uploaded to Seesaw.</p> <p>我们可以使用诸如“顶点”、“面”和“边”之类的术语来描述棱镜的特性。我们使用“平面”或“曲面”等术语来描述球体、圆柱体和圆锥体。完成上传到 Seesaw 的表格。</p> <p>iMaths- Go to the games section and choose a game to play. www.imaths.com.au 转到游戏部分并选择要玩的游戏 Access code 密码: tent495</p>	<p><u>Mathematics- 3D Space</u> <u>数学-3D 空间</u></p> <p>Your job is to create a <u>sketch</u> of your dream playground! Your design will need to include a:</p> <ul style="list-style-type: none"> - cube - rectangular prism - triangular prism - cylinder – sphere - cone <p>你的工作是为你的梦想游乐场绘制草图！你的设计需要包括：</p> <ul style="list-style-type: none"> - 立方体 - 直角棱柱 - 三棱柱 - 圆柱体 - 球体 - 锥体 <p>You will also need to label all of your 3D objects. Remember to look at the examples to help you. Be creative! We can't wait to see all of your designs!</p> <p>你还需要标记所有 3D 对象。请记住查看示例以帮助你。</p>

<p>戏</p> <p>Access code 密码: tent495</p>	<p>游戏</p> <p>Access code 密码: tent495</p>	<p></p> <p>View the story 'A New Day' 读一个故事：崭新的一天 https://www.youtube.com/watch?v=xUmk7I9wQiU</p> <p>When you have finished, complete the 'Dear Diary' template. You might like to share this with a family member. Keep it somewhere safe to look back on in the future.</p> <p>Think about something positive you are looking forward to. Create a sketch or painting titled 'A New Day'.</p> <p>完成后，完成“亲爱的日记”模板。你可能想与家人分享此信息。把它放在安全的地方，以备将来回顾。</p> <p>想想你期待的积极的事情。</p> <p>创建名为“新的一天”的草稿或绘画。</p>		<p>要有创意！我们迫不及待地想看看你所有的设计！</p> <p>iMaths- Go to the games section and choose a game to play. www.imaths.com.au</p> <p>转到游戏部分并选择要玩的游戏</p> <p>Access code 密码: tent495</p>
Break 休息	Break 休息	Break 休息	Break 休息	Break 休息
<p>Join your library zoom with Miss Wadley <u>if you can!</u></p> <p>The details of these zooms are in your seesaw class.</p>	<p><u>Geography 地理-</u></p> <p>Listen to the story 'Me on The Map'.</p>	<p><u>Wellbeing Wednesday</u></p> <p><u>健康星期三</u></p> <p>Do some stretching or yoga. You can follow along with the</p>	<p><u>Science – Digital Technologies:</u></p> <p><u>科学-数码科技</u></p> <p>Watch the video about</p>	<p><u>PDHPE 体育</u></p> <p>Click on the link below to learn about Balance and Agility with Ben from Got</p>

<p>如果可以的话，与 Wadley 小姐一起加入你的图书馆 zoom！这些 zoom 的细节在你的 seesaw 上。</p> <p><u>Community Language</u></p> <p>社区语言</p> <p>Please complete today's activity from your community language teacher. 请完成社区语言老师今天的活动。</p>	<p>听故事：在地图上的我</p> <p>https://www.youtube.com/watch?v=21keh7LS8K8</p> <p>Go into your bedroom and look closely at the room and the things inside it. Draw a map of your bedroom using a 'bird's eye view'. This means, imagine you are a bird flying above your bedroom and draw what the bird would see. Some of the things you might include on the map are your bed, wardrobe, desk, drawers. Label your map.</p> <p>走进你的卧室，仔细看看房间和里面的东西。使用“鸟瞰图”绘制你卧室的地图。这意味着，想象你是一只卧室上方飞翔的鸟，并画出鸟会看到的東西。你可能会在地图上包含的一些东西是你的床、衣柜、书桌、抽屉。标记你的地图。</p>	<p>video below:</p> <p>做一些伸展运动或瑜伽。你可以跟随下面的视频：</p> <p>https://www.youtube.com/watch?v=X655B4ISakg</p>	<p>Digital Systems with Mr Pratt on Seesaw.</p> <p>We are looking at analogue and digital devices, and devices that we use to communicate. Complete the activities on Seesaw.</p> <p>在 Seesaw 上与 Pratt 先生一起观看有关数字系统的视频。</p> <p>我们正在研究模拟和数字设备，以及用于通信的设备。在 seesaw 上完成活动。</p>	<p>Game</p> <p>单击下面的链接，从 Got Game 中与 Ben 一起了解平衡和敏捷性</p> <p>https://www.loom.com/share/d2b65e24bfe04c1fb9290d1c01d98df3</p>
--	--	--	--	--

Week 2 Unit 30 Spelling Words

his	closing	zest	does
close	zero	maze	these
fizz	buzz	because	goes
zip	always	zone	zebra
has	was	pays	sometimes



Unit 30



z z z s s e

zebra puzzle bears cheese

List Words


his	zip	fizz	close
has	zero	buzz	closing
was	zest	maze	always
does	zone	pays	because
goes	zebra	these	sometimes

Letters Words

1 Underline the letter or letters for **z z z s s e** in each List Word. If any of these are not in the sound box, write them with a word example in the box above.

2 Finish these words with a letter or letters for **z z z s s e**.

Count the sounds in each word. Write the number in the daisy centre.



3 Write these words in the boxes. Write the letter or letters for each sound in one box.

his				
zest				
fizz				
because				
always				

4 Colour the words with **s** or **se** for **z z z s s e**.

does	house
horse	rise
close (shut)	was
close (near)	busy
pays	easy
bees	nose

5 Join the words in alphabetical order.

always because close maze pays sometimes

does

was

fizz goes his zero zip zone

What letters
did you find?


6 Unjumble these List Words. The clues will help you.


belongs to him	– ihs	_____
bees do this	– zuzb	_____
a puzzle	– emza	_____
shut	– leocs	_____
shutting	– gslcion	_____
everytime	– saylaw	_____
rhymes with bees	– eehst	_____

7 Write List Words to match these clues.

3 sounds 5 letters	_____
5 sounds 5 letters	_____
5 sounds 7 letters	_____
7 sounds 9 letters	_____
4 sounds 5 letters	_____
6 sounds 7 letters	_____
5 sounds 6 letters	_____

8 Noah's Ark. Colour

the animals if you hear  **zzz s se** when you say their names, for example bees.



s si

treasure television



9 Draw a treasure chest on top of the television.



10 Draw some treasure to be measured in the pans of the scales.






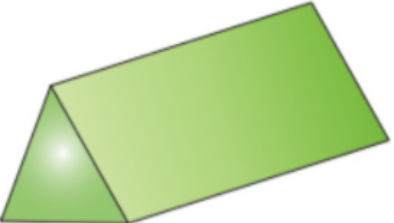


Move the 3D objects to match the correct heading



Prisms

Flat and/or curved surfaces

Three-dimensional (3D) Objects			Match each label to the correct 3D Object
Flat/Curved Surfaces			
			triangular prism
			cylinder
			sphere
			cube
Prisms			cone
			rectangular prism

Date:

Dear Diary

What I'm feeling today: _____




How I spend my days: _____

What I'm thankful for: _____

Places I want to go: _____

Note to future me: _____

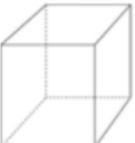

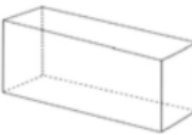
Properties of 3D Objects
Complete the following tables.

3D Object	Name	Flat Surfaces	Curved Surfaces
			
			
			

cube

cone

triangular
prism

3D Object	Name	Faces	Edges	Vertices
				
				
				

cylinder















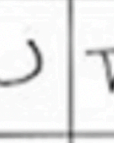
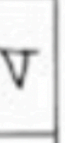





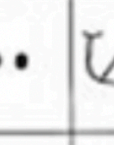
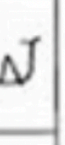















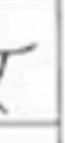








rectangular
prism

sphere

My Monster Meal



Roll a monster activity

	1st Roll	2nd Roll	3rd Roll	4th Roll	5th Roll	6th Roll	7th Roll
	Head Shape	Body Shape	Arms	Legs	Eyes	Nose	Mouth
							
							
							
							
							
							

Comprehension Quiz!

There are two pages to complete

Circle the correct answer!

1. The monster is coming to visit on:

Wednesday

Saturday

Tuesday

2. The letter was actually for:

Cousin Fred

Brother Bob

The Boy

3. The monster has:

wanted to scare the boy

never gone to school

never met a kid before

4. The boy thinks the monsters eat:

sloppy slugs and rotten meat

dog food and tuna

bat wings and cheese strings

5. The monster is:

tall and blue

short and green

fat and sleepy

6. When they met at the door the monster said:

"Hi"

"Boo!"

"Howdy"

7. The boy teaches the monster to:

sleep under the bed

eat an apple, core and all

use the phone to make a call

8. At the end of the story the boy learns that:

monsters eat a lot

monsters snore

monsters like books