





# Framework for Learning from Home – Year 2 T4 W2 11<sup>th</sup>-15<sup>th</sup> Oct

You will need help from a parent/carer. Show each completed activity to your parents so they can check it and/or help you post it on Seesaw. Remember to have regular breaks throughout the day for crunch and sip, recess and lunch, stretching and moving throughout the house in between activities. Please remember to take care with your work and present it neatly.

Monday 11/10	Tuesday 12/10	Wednesday 13/10	Thursday 14/10	Friday 15/10
<p><b>Spelling-</b> We are looking at Soundwaves Unit 30. It is a combined sound this week. The sounds are 's' and 'si' as in <i>treasure</i> and <i>television</i> AND 'z', 'zz', 's', 'se' as in <i>zebra</i>, <i>puzzle</i>, <i>bears</i> and <i>cheese</i>.</p> <p>Watch the links below to see how to pronounce the sound:</p> <p><a href="https://online.fireflyeducation.com.au/program/soundwaves2/unit/30/1/soundinfokit">https://online.fireflyeducation.com.au/program/soundwaves2/unit/30/1/soundinfokit</a></p> <p><a href="https://online.fireflyeducation.com.au/program/soundwaves2/unit/30/2/soundinfokit">https://online.fireflyeducation.com.au/program/soundwaves2/unit/30/2/soundinfokit</a></p> <p>Use the template provided (or draw your own) and write as many words as you can think of that have these sounds. Visit the website for access to the sound, chants and games this week.</p> <p><a href="http://www.soundwaveskids.com.au">www.soundwaveskids.com.au</a></p> <p>Access code: puff231</p>	<p><b>Reading:</b> Visit <a href="https://in2era.com.au/home">https://in2era.com.au/home</a></p> <p>Username: hurstville Password: hurstville</p> <p>Choose a <b>picture book or a book at your level</b> and read for enjoyment. Try to aim for 10-20 minutes of reading.</p> <p><b>Informative Writing</b></p> <p>A <b>procedure</b> tells us how to <b>make</b> or <b>do</b> something. This is the procedure text structure:</p> <p style="text-align: center;">Title</p> <p style="text-align: center;">Materials or Ingredients</p> <p style="text-align: center;">Steps</p> <p style="text-align: center;">Conclusion</p> <p><b>Title:</b> The goal of what you</p>	<p><b>Spelling – Segmenting Sounds</b></p> <p>Find the segmenting tool on the soundwaves website and work out how many sounds each word has and which letters match.</p> <p><a href="http://www.soundwaveskids.com.au">www.soundwaveskids.com.au</a></p> <p>Access code: puff231</p>  <p><b>Reading &amp; Writing</b></p> <p>Watch and read the story 'A Monster Wrote Me a Letter' on Seesaw. Complete the Comprehension Quiz activity on Seesaw by circling the correct answers. There are two pages to complete!</p>	<p><b>Spelling - Textbook</b></p> <p>We have uploaded the first page of Unit 30 from the Soundwaves textbook. Complete the activities. Do the first page ONLY.</p>  <p><b>Reading &amp; Writing</b></p> <p>Watch and read the story 'A Monster Wrote Me a Letter' on Seesaw.</p>	<p><b>Spelling - Textbook</b></p> <p>We have uploaded the second page of Unit 30 from the Soundwaves textbook. Complete the activities. Do the second page ONLY.</p>  <p>Explore some sounds and play the games for this unit on the Soundwaves website.</p> <p><a href="http://www.soundwaveskids.com.au">www.soundwaveskids.com.au</a></p> <p>Access code: puff231</p>



**Reading:** Visit <https://in2era.com.au/home>

Username: hurstville  
Password: hurstville

Choose a picture book or a book at your level and read for enjoyment. Try to aim for 10-20 minutes of reading.

**Informative Writing**

In a procedure, the Steps tell the reader what they need to do. These instructions are numbered in order and begin with a verb in the present tense. For example,

Present Tense Verbs	
<u>Pencil and Paper Method</u>	<u>Lemon Juice Method</u>
Place	Squeeze
Press	Dip
Remove	Write
Rub	Put
Read	Wipe
	Read

Re-read your procedure *title*

want to make or do

**Materials or Ingredients:**  
The materials or ingredients needed to complete the task. They are listed with dot points in the order they are needed.

**Steps:** Step-by-step instructions numbered in order. They begin with a verb in the present tense e.g. cut, fold, melt  
**Conclusion:** Any tips, advice or safety warnings e.g. 'Taste your lemonade. If it is not sweet enough, add more sugar to the jug and stir.

Write a procedure using the procedure text structure. You can write a procedure for 'How to write invisible words' or choose a different procedure such as 'How to make a ham and pineapple pizza', 'How to brush your teeth' or 'How to play marbles'. For example,

*How to make fairy bread*

**Ingredients:**

- Sliced white bread
- Spreadable butter or margarine
- 100s & 1000s sprinkles

If a monster was coming to play at your house, what food would you offer them?

On Seesaw use your imagination to draw a plate of monster food and then describe your meal on the next page! Write at least 4 sentences which include adjectives to describe your meal! There are two pages to complete.

**Reading-** Visit <https://in2era.com.au/home>

Username: hurstville  
Password: hurstville

Choose a **picture book or a book at your level** and read for enjoyment. Try to aim for 10-20 minutes of reading.

**Writing**

Watch and read the story 'A Monster Wrote Me a Letter' on Seesaw.


On Seesaw there is a template to draw your own monster! Get a piece of paper to draw your monster on and roll the dice to see what head you have to draw using the template.


Continue rolling your dice and drawing all the body parts until your monster is complete!

Make sure you colour in your monster and give them a name! Upload a picture of your monster to the second page.

If you don't have a dice at home click on this link to use an online one:


<https://www.online-stopwatch.com/chance-games/roll-a-dice/>

<p>and <i>materials</i> from last week. Which method did you choose? The pencil and paper method or the lemon juice method?</p> <p>View Invisible Words by Josephine Croser again: <a href="https://in2era.com.au/products/readalong/items/11-invisible-words">https://in2era.com.au/products/readalong/items/11-invisible-words</a></p> <p>Use <i>present tense verbs</i> to write your step-by-step instructions in order. For example,</p> <p><u>How to write invisible words</u></p> <p>Steps:</p> <ol style="list-style-type: none"> <li>1. Squeeze some lemon juice into a cup.</li> <li>2. Dip the toothpick into the lemon juice.</li> </ol> <p>Take a photo of your writing and upload it to SeeSaw.</p>	<p><i>Method:</i></p> <ol style="list-style-type: none"> <li>1. Spread a thin layer of butter on one side of the sliced bread using a butter knife.</li> <li>2. Carefully sprinkle the 100s &amp; 1000s onto the butter.</li> <li>3. Cut the bread in half from corner to corner.</li> <li>4. Place your fairy bread on a plate to serve for friends and family.</li> </ol> <p>Enjoy your fairy bread!</p>  <p>Take a photo of your writing and upload it to SeeSaw.</p>			
<b>Break</b>	<b>Break</b>	<b>Break</b>	<b>Break</b>	<b>Break</b>
<p><b><u>Mathematics- 3D Space</u></b></p> <p>We are learning about three-dimensional (3D) objects this week. View: <a href="https://www.youtube.com/watch?v=ZnZYK83utu0">https://www.youtube.com/watch?v=ZnZYK83utu0</a></p> <p>With the help of a parent, look around your house and find 5 <u>different</u> 3D objects. Remember to look at the examples to help you! Upload your photos to Seesaw.</p>	<p><b><u>Mathematics- 3D Space</u></b></p> <p>3D objects can be classified as either: prisms (cube, rectangular prism) OR have flat/curved surfaces (cylinder, sphere, cone). A prism has faces, edges and vertices. Your job is to sort pictures of the 3D objects into the correct category on Seesaw.</p>	<p><b><u>Mathematics- 3D Space</u></b></p> <p>We are learning about 3D objects this week. Play: <a href="https://au.ixl.com/maths/year-2/name-the-three-dimensional-shape">https://au.ixl.com/maths/year-2/name-the-three-dimensional-shape</a></p> <p>Your job is to use the labels to name each 3D object correctly. Remember- a prism has faces, edges and vertices. Complete the task uploaded to Seesaw.</p>	<p><b><u>Mathematics- 3D Space</u></b></p> <p>We can describe the properties of prisms using terms such as 'vertices', 'faces' and 'edges'. We describe spheres, cylinders and cones using terms such as 'flat surfaces' or 'curved surfaces.' Complete the tables uploaded to Seesaw.</p> <p><b>iMaths-</b> Go to the games</p>	<p><b><u>Mathematics- 3D Space</u></b></p> <p>Your job is to create a <u>sketch</u> of your dream playground! Your design will need to include a:</p> <ul style="list-style-type: none"> <li>- cube - rectangular prism</li> <li>- triangular prism</li> <li>- cylinder – sphere - cone</li> </ul> <p>You will also need to label all of your 3D objects. Remember to look at the examples to help you. Be</p>

<p><b>iMaths-</b> Go to the games section and choose a game to play. <a href="http://www.imaths.com.au">www.imaths.com.au</a> Access code: tent495</p>	<p><b>iMaths-</b> Go to the games section and choose a game to play. <a href="http://www.imaths.com.au">www.imaths.com.au</a> Access code: tent495</p>	<p><b><u>Wellbeing Wednesday</u></b>  View the story 'A New Day' <a href="https://www.youtube.com/watch?v=xUmk7I9wQiU">https://www.youtube.com/watch?v=xUmk7I9wQiU</a> When you have finished, complete the 'Dear Diary' template. You might like to share this with a family member. Keep it somewhere safe to look back on in the future. Think about something positive you are looking forward to. Create a sketch or painting titled 'A New Day'.</p>	<p>section and choose a game to play. <a href="http://www.imaths.com.au">www.imaths.com.au</a> Access code: tent495</p>	<p>creative! We can't wait to see all of your designs!  <b>iMaths-</b> Go to the games section and choose a game to play. <a href="http://www.imaths.com.au">www.imaths.com.au</a> Access code: tent495</p>
<p><b>Break</b></p>	<p>Break</p>	<p>Break</p>	<p>Break</p>	<p>Break</p>
<p>Join your library zoom with Miss Wadley <u>if you can!</u> The details of these zooms are in your seesaw class.  <b><u>Community Language</u></b> Please complete today's activity from your community language teacher.</p>	<p><b><u>Geography –</u></b> Listen to the story 'Me on The Map'. <a href="https://www.youtube.com/watch?v=21keh7LS8K8">https://www.youtube.com/watch?v=21keh7LS8K8</a> Go into your bedroom and look closely at the room and the things inside it. Draw a map of your bedroom using a 'bird's eye view'. This means, imagine you are a bird flying above your bedroom and draw what the bird would see. Some of the things you might include on the map are your bed, wardrobe, desk, drawers. Label your map.</p>	<p><b><u>Wellbeing Wednesday</u></b> Do some stretching or yoga. You can follow along with the video below:  <a href="https://www.youtube.com/watch?v=X655B4ISakg">https://www.youtube.com/watch?v=X655B4ISakg</a></p>	<p><b><u>Science – Digital Technologies:</u></b> Watch the video about Digital Systems with Mr Pratt on Seesaw. We are looking at analogue and digital devices, and devices that we use to communicate. Complete the activities on Seesaw.</p>	<p><b><u>PDHPE</u></b> Click on the link below to learn about Balance and Agility with Ben from Got Game <a href="https://www.loom.com/share/d2b65e24bfe04c1fb9290d1c01d98df3">https://www.loom.com/share/d2b65e24bfe04c1fb9290d1c01d98df3</a></p>

--	--	--	--	--

<b>Week 2 Unit 30 Spelling Words</b>			
his	closing	zest	does
close	zero	maze	these
fizz	buzz	because	goes
zip	always	zone	zebra
has	was	pays	sometimes



# Unit 30




**z z z s s e**


zebra puzzle bears cheese

## List Words

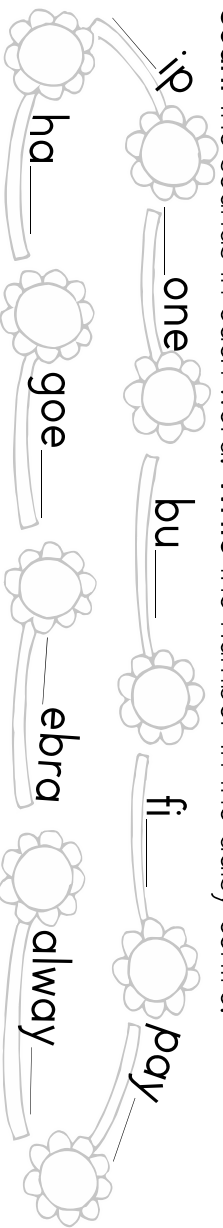
his	zip	fizz	close
has	zero	buzz	closing
was	zest	maze	always
does	zone	pays	because
goes	zebra	these	sometimes

## Letters Words


**1 Underline** the letter or letters for  in each List Word. If any of these are not in the sound box, write them with a word example in the box above.

**2 Finish** these words with a letter or letters for .

Count the sounds in each word. Write the number in the daisy centre.



**3 Write** these words in the boxes. Write the letter or letters for each sound in one box.

his				
zest				
fizz				
because				
always				

**4 Colour** the words with  for .

does	house
horse	rise
close (shut)	was
close (hear)	busy
pays	easy
bees	nose

**5 Join** the words in alphabetical order.

always	because	close	maze	pays	sometimes
does	goes	his	zero	zip	zone

What letters  
did you find?


6 Unjumble these List Words. The clues will help you.


- belongs to him    - ihs    \_\_\_\_\_
- bees do this    - zuzb    \_\_\_\_\_
- a puzzle    - emza    \_\_\_\_\_
- shut    - leocs    \_\_\_\_\_
- shutting    - gslcion    \_\_\_\_\_
- everytime    - saylaw    \_\_\_\_\_
- rhymes with bees - eehst    \_\_\_\_\_

7 Write List Words to match these clues.

- 3 sounds 5 letters    \_\_\_\_\_
- 5 sounds 5 letters    \_\_\_\_\_
- 5 sounds 7 letters    \_\_\_\_\_
- 7 sounds 9 letters    \_\_\_\_\_
- 4 sounds 5 letters    \_\_\_\_\_
- 6 sounds 7 letters    \_\_\_\_\_
- 5 sounds 6 letters    \_\_\_\_\_

8 Noah's Ark. Colour

the animals if you hear  zzz s se when you say their names, for example bees.



**s si** treasure television



9 Draw a treasure chest on top of the television.



10 Draw some treasure to be measured in the pans of the scales.





Tuesday Mathematics Task Uploaded onto Seesaw

Move the 3D objects to match the correct heading




Prisms

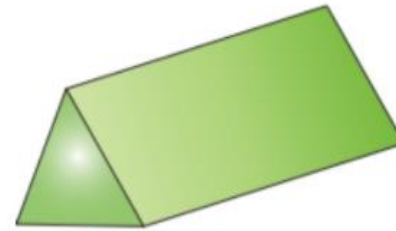

Flat and/or curved surfaces

Three-dimensional (3D) Objects

Flat/Curved Surfaces



Prisms



Match each label to the correct 3D Object

triangular prism

cylinder

sphere

cube

cone

rectangular prism

Date:

# Dear Diary

What I'm feeling today: \_\_\_\_\_

\_\_\_\_\_

How I spend my days: \_\_\_\_\_

\_\_\_\_\_

What I'm thankful for: \_\_\_\_\_

\_\_\_\_\_




Places I want to go: \_\_\_\_\_

\_\_\_\_\_

Note to future me: \_\_\_\_\_

\_\_\_\_\_


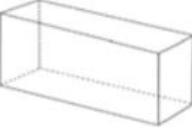
Properties of 3D Objects  
Complete the following tables.

3D Object	Name	Flat Surfaces	Curved Surfaces
			
			
			

cube

cone

triangular  
prism

3D Object	Name	Faces	Edges	Vertices
				
				
				

cylinder

rectangular  
prism

sphere

# My Monster Meal



Roll a monster activity

	1st Roll	2nd Roll	3rd Roll	4th Roll	5th Roll	6th Roll	7th Roll
	Head Shape	Body Shape	Arms	Legs	Eyes	Nose	Mouth

# Comprehension Quiz!

There are two pages to complete

Circle the correct answer!

1. The monster is coming to visit on:

Wednesday

Saturday

Tuesday

2. The letter was actually for:

Cousin Fred

Brother Bob

The Boy

3. The monster has:

wanted to scare the boy

never gone to school

never met a kid before

4. The boy thinks the monsters eat:

sloppy slugs and rotten meat

dog food and tuna

bat wings and cheese strings

5. The monster is:

tall and blue

short and green

fat and sleepy

6. When they met at the door the monster said:

"Hi"

"Boo!"

"Howdy"

7. The boy teaches the monster to:

sleep under the bed

eat an apple, core and all

use the phone to make a call

8. At the end of the story the boy learns that:

monsters eat a lot

monsters snore

monsters like books