

Framework for Learning from Home – Year 1 Term 4 Week 2

一年级在家学习大纲 第四学期 第二周

以下作业你有可能须要父母的协助才能完成。请展示父母你已完成的作业。

You will need help from a parent/carer. Show each completed activity to your parents so they can check it and/or help you post it on Seesaw.

	Monday 11 th October 星期一，十月十一日	Tuesday 12 th October 星期二，十月十二日	Wednesday 13 th October 星期三，十月十三日	Thursday 14 th October 星期四，十月十四日	Friday 15 th October 星期五，十月十五日
	Take lots of breaks today! 今天请多休息!	Take lots of breaks today! 今天请多休息	Take lots of breaks today! 今天请多休息	Take lots of breaks today! 今天请多休息	Take lots of breaks today! 今天请多休息
Session 1 第一节	<p>English 英语</p> <p><u>Sound Waves 音波</u></p> <p>在访问代码 www.soundwaveskids.com.au 上进入 30 单元：鼠标 133 本周的声音是 "z, zz, s" 和 "s, si"。单击声音信息套件。听吟唱，做动作。Click on List Words, read your "z, zz" words and write them in alphabetical order. 单击列表单词，阅读您的 "z, zz" 单词，然后按字母顺序写入它们</p>	<p>English 英语</p> <p><u>Sound Waves 音波</u></p> <p>Practise your "z, zz, s" List Words by writing a sentence for 8 of your words using adjectives, verbs and adverbs.</p> <p>Optional: Explore the sound and play the Grapheme Sort game on 使用形容词、动词和副词为其中 8 个单词写一个句子，练习 "z, zz, s" 列表单词。可选：探索声音，并玩图形排序游戏 www.soundwaveskids.co</p>	<p>English 有英语</p> <p><u>News 新闻</u></p> <p>For News today you will need to interview a family member. Some examples of questions you may like to ask in your interview are: What is your name? How old are you? What job do you do? What country were you born in? 对于今天的新闻，你需要采访一个家庭成员。在面试中，您可能想问的一些问题的例子是：你叫什么名字？你几岁了？你做什么工作？你出生在哪个国家？</p>	<p>English 英语</p> <p><u>Sound Waves 音波</u></p> <p>Complete the "z, zz, s" Student Activity page (page 64) by going to the Sound Waves website and clicking 'Student Activity Pages' or using the tools on Seesaw or filling it in below. 通過訪問聲波網站並按兩下學生活動頁面或使用蹺蹺板上的工具或填寫下面的內容，完成 "z, zz, s" 學生活動頁面（第 64 頁）。</p>	<p>English 英语</p> <p><u>Sound Waves 音波</u></p> <p>Complete the "z, zz, s" and "s, si" Student Activity page (page 65) by going to the Sound Waves website and clicking 'Student Activity Pages' or using the tools on Seesaw or filling it in below. 通过访问声波网站并单击"学生活动页面"或使用蹺蹺板上的工具或填写"学生活动页面"，完成 "z, zz, s" 和 "s, si" 学生活动页面（第 65 页）</p>

Monday 11th October
星期一，十月十一日

Tuesday 12th October
星期二，十月十二日

Wednesday 13th
October
星期三，十月十三日

Thursday 14th October
星期四，十月十四日

Friday 15th October
星期五，十月十五日

Explore the sound further by clicking on the **Segmenting Tool**. Use this tool to work out how many sounds are in each word. 点击细分工具，进一步探索声音。使用此工具计算出每个单词中有多少声音。

Reading 阅读

Read a levelled book of your choosing from PM eCollection on the app or browser. 在应用或浏览器上阅读您从 PM eColle 中选择的平放式书
<https://app.pmecollection.com.au/login>

Before reading the book, talk about what you think is going to happen by looking at the pictures. 在阅读这本书之前，通过看图片来谈论你认为会发生什么

Mrs Papadopolous' Writing Lesson

Listen to the PowerPoint

[m.au](https://www.pmecollection.com.au)

Access code: 密码 mouse133

Reading 阅读

Read a levelled book of your choosing from PM eCollection on the app or browser.
<https://app.pmecollection.com.au/login>

Stop on a page in the middle, before turning to the next page, what do you think might happen next? 在应用或浏览器上阅读您从 PM eColle 中选择的平面书。
<https://app.pmecollection.com.au/login> 停在中间的一页上，然后转到下一页，你认为接下来会发生什么？

Mrs Chen-Freeman's Writing Lesson

Listen to the PowerPoint presentation video.

Print out the recount

What is your favourite food/ colour? 你最喜欢的食物/颜色是什么？

Use this information to describe your family member in your own words and share it with your teacher. What is your favourite food/ colour? Use this information to describe your family member in your own words and share it with your teacher. 使用此信息用您自己的语言描述您的家庭成员，并与您的老师分享。你最喜欢的食物/颜色是什么？使用此信息用您自己的语言描述您的家庭成员，并与您的老师分享。

Reading 阅读

Read a levelled book from PM eCollection on the app or browser. 在应用或浏览器上阅读来自 PM eColle 的平面书
<https://app.pmecollection.com.au/login>

Stop on a page in the middle, before turning to the next page, what do you think might happen next? 停在中间的一页上，然后转到下一页，你认为




Optional: Explore the sound and play the **Unjumbler** game on 可选：探索声音，在 www.soundwaveskids.com.au 上玩未弹奏游戏
www.soundwaveskids.com.au

Access code: mouse133
密码 mouse133

Reading 阅读

Read a levelled book of your choosing from PM eCollection on the app or browser. 在应用或浏览器上阅读您从 PM eColle 中选择的平面书。
<https://app.pmecollection.com.au/login>

After reading, talk about who was the main



Optional: Explore the sound and play Unjumbler game on 可选：探索声音，并玩图形 Trek 游戏
www.soundwaveskids.com.au
Access code: mouse133
密码 mouse133

Reading 阅读

Read a levelled book of your choosing from PM eCollection on the app or browser. 在应用或浏览器上阅读您从 PM eColle 中选择的平面书。
<https://app.pmecollection.com.au/login>
<https://app.pmecollection.com.au/login>

After reading the story, retell what happened at the beginning, middle and end. 看完这个故事后，重述了在开

<p>Monday 11th October 星期一，十月十一日</p>	<p>Tuesday 12th October 星期二，十月十二日</p>	<p>Wednesday 13th October 星期三，十月十三日</p>	<p>Thursday 14th October 星期四，十月十四日</p>	<p>Friday 15th October 星期五，十月十五日</p>
<p>presentation video. Print out the recount provided or view it on Seesaw. 帕帕多普洛斯夫人的写作课听电源点演示视频。打印出提供的重新计票或在跷跷板上查看</p> <p>Underline the verbs in the text. Are they past tense? Explain why in one sentence on paper.</p> <p>Underline the time connectives used in the text and explain in one sentence, why we use them in recounts. 下划线文本中的动词。他们过去时态了吗？在纸上的一句话中解释原因。强调文本中使用的时态连接，并在一句话中解释我们为什么在重新叙述中使用它们</p>	<p>provided or view it on Seesaw. Underline the adverbs/adverbial phrases in the text. Explain why or what information they add. 陈弗里曼夫人的写作课听电源点演示视频。打印出提供的重新计票或在跷跷板上查看。下划线文本中的副词/副词短语。解释他们添加的原因或信息</p> <p>Underline the adjectives in the text. Explain why or what information they add. 在文本中下划下形容词。解释他们添加的原因或信息</p>	<p>接下来会发生什么？</p> <p>Writing 写作 Place the following sentences in the correct order to complete the recount. 将以下句子按正确顺序排列以完成重新计票 Use the beginning of the sentence (time connectives) to help put it in order. 使用句子的开头（时间连接）来帮助将其整理好 Write the recount in your workbook using your neatest handwriting 用最整洁的笔迹在工作簿上写上重新计票. After writing, use a coloured pencil to circle the past tense verbs. 写作后，用彩色铅笔绕过去时态的动词。</p> <p>Getting Ready for School 准备上学 Then, I quickly washed my dirty face. 然后，我迅速洗了我脏的脸</p> <p>This morning, I woke up and got ready for school. 今天早上，我醒来准备上学</p> <p>Next, I happily ate my delicious breakfast. 接下来，我愉快地吃</p>	<p>character in the story and where was the setting. What was the main problem and how did they solve the problem? 看完後，談談誰是故事中的主角，背景在哪裡。主要問題是什麼，他們是如何解決問題的？</p> <p>Writing 写作 Place the following sentences in the correct order to complete the recount. 依照每个句子的顺序完成叙述文。 Use the beginning of the sentence (time connectives) to help put it in order. 使用句子的开头（时间连接）来帮助将其整理好。 Write the recount in your workbook using your neatest handwriting. 把你的叙述文很整齐地写在作业本子上</p> <p>Use the word banks below to add adjectives and adverbs in each sentence to make the recount more interesting and more detailed. 使用下面的"形容</p>	<p>始、中间和结尾发生的事情。</p> <p>Writing 写作 Place the following sentences in the correct order to complete the recount. Use the beginning of the sentence (time connectives) to help put it in order. 将以下句子按正确顺序排列以完成重新计票。使用句子的开头（时间连接）来帮助将其整理好。 Write the recount in your workbook using your neatest handwriting 用最整洁的笔迹在工作簿上写上重新计票。</p> <p>Use the word banks below to add adjectives and adverbs in each sentence to make the recount more interesting and more detailed. 使用下面的"银行"一词在每句话中添加形容词和副词，使叙述更有趣、更详细</p> <p>After writing, use a coloured pencil to circle the past tense verbs. 写完后，用彩色铅笔圈过去时态动词</p> <p>Going to the Park 去公园</p>

<p>Monday 11th October 星期一，十月十一日</p>	<p>Tuesday 12th October 星期二，十月十二日</p>	<p>Wednesday 13th October 星期三，十月十三日</p>	<p>Thursday 14th October 星期四，十月十四日</p>	<p>Friday 15th October 星期五，十月十五日</p>
		<p>了我美味的早餐</p> <p>First, I heard my noisy alarm. 首先，我听到了我嘈杂的警报声。</p> <p>Finally, I carefully brushed my tiny teeth. 最后，我小心翼翼地刷了我的小牙齿</p> <p>Second, I slowly got out of my warm bed. 第二，我慢慢地从温暖的床上出来</p> <p><u>Library 图书馆时间</u></p> <p>We will have a zoom session with Mr Philpott. (See the Seesaw Activity for more details) 我们将与菲尔波特先生进行一次放大会议。（有关详细信息，请参阅跷跷板活动</p> <p>10:30am-11am: 1D, 1P, 1T</p> <p>11:30am-12pm: 1C, 1K, 1L, 1W</p>	<p>词和副词银行"在每句话中添加形容词和副词，使叙述更有趣、更详细。</p> <p>After writing, use a coloured pencil to circle the past tense verbs. 写完之后，用一枝彩色笔把过去式的动词圈起来。</p> <p><u>Getting Ready for Bed 准备好去睡觉</u></p> <p>Then, I brushed my teeth.</p> <p>Last night, I got ready for bed. 然后，我刷牙。昨晚，我准备睡觉。</p> <p>Last of all, I snuggled into bed and fell asleep. 最后，我依依不舍地躺在床上睡着了</p> <p>Next, I put my pyjamas on.</p> <p>At 7pm, I ate dinner. 接下来，我穿上睡衣。晚上7点，我吃了晚餐</p> <p>After that, I had a shower. 之后，我洗了个澡</p> <p>Following that, I read a story with my parents. 之</p>	<p>One afternoon, I went to the park with my family. 一天下午，我和家人去了公园</p> <p>Later on, I slid down the slide. 后来，我滑下滑梯。</p> <p>After lunch, I put my shoes on. 午饭后，我穿上鞋子</p> <p>Then, I grabbed my hat and sunscreen. 然後，我抓起帽子和防曬霜</p> <p>At last, I played hide and seek. 最後，我玩捉迷藏</p> <p>At the park, I played on the swing. 在公園裡，我在秋千上玩。</p> <p>After that, I walked to the park with my family. 之後，我和家人一起步行去公園。</p> <p><u>Adjectives Word Bank 形容词的单词</u></p> <p>Sunny, warm, hot, new, dirty, white, blue, pink, green, red, huge, colourful, comfortable, steep, interesting, fun, exciting, lovely, large, slippery, old, plastic 阳光明媚，温暖，热，新，脏，白</p>

Monday 11 th October 星期一，十月十一日		Tuesday 12 th October 星期二，十月十二日		Wednesday 13 th October 星期三，十月十三日		Thursday 14 th October 星期四，十月十四日		Friday 15 th October 星期五，十月十五日	
						<p>后，我和父母一起读了一个故事</p> <p>Adjectives Word Bank 形容词的单词</p> <p>Yummy, delicious, warm, hot, small, dirty, soft, colourful, comfortable, interesting, fun, exciting, lovely, cosy 美味，美味，温暖，热，小，脏，软，丰富多彩，舒适，有趣，有趣，刺激，可爱，舒适</p> <p>Adverbs Word Bank 副词的单词</p> <p>Slowly, carefully, quickly, happily, excitedly, gently, soundly, joyfully, peacefully, patiently 慢慢地，小心，快，快乐，兴奋，轻轻，健全，快乐，和平，耐心</p>	<p>，蓝，粉红色，绿色，红色，巨大，丰富多彩，舒适，陡峭，有趣，有趣，令人兴奋的，可爱的，大，滑，旧，塑料</p> <p>Adverbs Word Bank 副词的单词</p> <p>Slowly, carefully, quickly, happily, excitedly, gently, soundly, joyfully, peacefully, patiently 慢慢地，小心，快，高兴，兴奋，温和，健全，快乐，和平耐心</p>		
Break 休息时间	Break (30mins) Eat and Play 休息 30 分钟 吃和玩	Break (30mins) Eat and Play 休息 30 分钟 吃和玩	Break (30mins) Eat and Play 休息 30 分钟 吃和玩	Break (30mins) Eat and Play 休息 30 分钟 吃和玩	Break (30mins) Eat and Play 休息 30 分钟 吃和玩	Break (30mins) Eat and Play 休息 30 分钟 吃和玩	Break (30mins) Eat and Play 休息 30 分钟 吃和玩	Break (30mins) Eat and Play 休息 30 分钟 吃和玩	Break (30mins) Eat and Play 休息 30 分钟 吃和玩

Monday 11th October
星期一，十月十一日

Tuesday 12th October
星期二，十月十二日

Wednesday 13th
October
星期三，十月十三日


Thursday 14th October
星期四，十月十四日

Friday 15th October
星期五，十月十五日

Session 2
第二节

Mathematics 数学:
Money 钱

Complete the worksheets.
完成下面的作业 Read the
instructions VERY
carefully 仔细阅读说明!



Optional: Play some
games 可选择: 在下面网
站上玩一些游戏 on
www.imathskids.com.au
Access code: down064
密码 down064:

PDHPE 健康和体育

Use the link below to do a
Tissue Dance with Dean.

Mathematics 数学:
Money 钱

Complete the
worksheets: 完成下面的
作业:



Optional: Play some
games on
www.imathskids.com.au
Access code: down064
密码 down064

PDHPE 健康和体育

Use the link below to
exercise spots with

WELLBEING WEDNESDAY!
健康快乐的星期天

12:00pm to 3:00pm

- Do 15 minutes of stretching or yoga – eg Cosmic Yoga or Youtube Yoga for Kids 做 15 分钟的伸展或瑜伽 - 如宇宙瑜伽或 Youtube 瑜伽为孩子们

<https://www.youtube.com/user/cosmickidsyoga>

<https://www.youtube.com/watch?v=X655B4ISakg>

- Get Doodling! Grab some paper and pens and doodle anything you like. Animals, aliens or anything else. 去涂鸦! 拿一些纸和笔, 涂鸦任何你喜欢的。动物、外星人或其他任何东西

Mathematics 数学:
Chance 机率

Watch the following video

<https://www.youtube.com/watch?v=TedbpetzBE>

Complete the following 完
成下面的功课 worksheet:



PDH: Road Safety 交通安全

Watch the following video:
请观看下面视频

<https://www.youtube.com/watch?v=NeEF1wT4k>

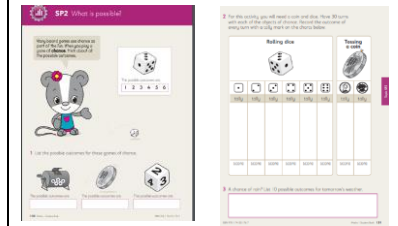
Discuss why it is important
to follow road rules and
signs with an adult. 与成人
讨论为什么遵守道路规则
和标志很重要。

Using the template below,
draw some pictures of how
you can follow each of the

Mathematics 数学: Chance
机率

<https://www.youtube.com/watch?v=mn4x3dtb8HE>



Complete the following
worksheets 完成下面的功课。
You will need a 6-sided dot
dice and a coin. 您将需要一
个 6 面点骰子和一枚硬币



PDH: Road Safety 交通安全

It is important to be a safe
Pedestrian and Passenger,
but it is also important to be
safe when riding a bike,
scooter and skateboard. 行人
和乘客, 但骑自行车、滑板车
和滑板时安全也很重要

Play the following game on
the Safety Town website: 在

Monday 11 th October 星期一，十月十一日	Tuesday 12 th October 星期二，十月十二日	Wednesday 13 th October 星期三，十月十三日	Thursday 14 th October 星期四，十月十四日	Friday 15 th October 星期五，十月十五日
<p>https://www.youtube.com/watch?v=KrLzDJEMKaM Ask an adult to take a photo of you playing Tissue dance with Dean and upload on Seesaw. 请一个成年人拍一张你和迪恩玩组织舞的照片，然后上传到跷跷板上</p>	<p>Dean. https://youtu.be/G4V8A0HG9oq</p>	<ul style="list-style-type: none"> Create a family kindness jar! Every time someone does something kind, write it down and put it in the jar. When the jar is full, you all deserve a special treat. 创建一个家庭善良罐！每次有人做好事，都把它写下来放进罐子里。当罐子装满时，你们都应该得到特别的款待。 	<p>road safety rules, so that you can stay safe on the road. 使用下面的模板，绘制一些图片，说明如何遵守每一条道路安全规则，以便您可以在路上保持安全。</p> 	<p>安全镇网站上玩以下游戏 https://www.safetytown.com.au/town/student/stage-1/?activity=lets-go-riding#list List 5 ways you can be safe when riding a bike, scooter, rollerblades or skateboard. 列出骑自行车、滑板车、滚轴或滑板时可以安全的 5 种方法</p>
<p>Break 休息时间</p>	<p>Break (1 hour) Eat and Play 休息 一小时 吃和玩</p>	<p>Break (1 hour) Eat and play 休息 一小时 吃和玩</p>	<p>Break (1 hour) Eat and Play 休息 一小时 吃和玩</p>	<p>Break (1 hour) Eat and Play 休息 一小时 吃和玩</p>
<p>Session 3 第三节</p>	<p>Community Language 语言学习 Complete an activity from the Community Language framework on Seesaw. 完成在跷跷板上的社区语言框架中的一项活动</p>	<p>Science 科学 Using the internet safely is a very important part of using technology. Can you think of any rules for using the internet safely? 安全地使用互联网是使用技术的一个重要部分。你能想到安全使用互联网的任何规则吗？</p>	<p>WELLBEING 健康快乐的星期三 WEDNESDAY! 12:00pm to 3:00pm</p>	<p>Geography 地理 Geography is the study of places and the relationships between people and their environments. 地理是研究地方和人与环境之间的关系 Listen to Grandma read the story 'The Big Big Sea'</p> <p>Creative Arts 创造艺术: Visual Arts 观赏艺术 Create an artwork you would like to share with a friend! It might be an artwork of you both playing together or an artwork of something you miss about them! You might even like to make your friend a card. Bring your artwork to</p>

Monday 11th October
星期一，十月十一日

Tuesday 12th October
星期二，十月十二日


Wednesday 13th
October
星期三，十月十三日

Thursday 14th October
星期四，十月十四日

Friday 15th October
星期五，十月十五日

Here are some main rules for you to follow when using the internet at home or at school. Did you think of any different rules? 以下是一些主要规则，供您在家里或在学校使用互联网时遵守。你有没有想过不同的规则？

- always use devices in a room with a trusted adult 始终与受信任的成年人一起在房间里使用设备
- make sure your parents know what websites you're using 确保你的父母知道你正在使用什么网站
- only communicate with people you know and trust 只与你认识和信任的人沟通
- use kind words 说温和的话
- don't give out personal information to strangers 不要向陌生人提供个人信



by Martin Waddell: 听奶奶读马丁·瓦德尔的《大海》故事

<https://www.youtube.com/watch?v=C6XJ2UvoVU8>

Special Place:

Where is the special place in the story?

Why do you think it is special to Mum and the little girl? 特别的地方：故事中的特殊地方在哪里？为什么你认为这对妈妈和小女孩很特别？

Today you are going to learn about natural, constructed and managed places. 今天，您将了解自然、构造和管理的地方。

Natural Places:

Natural places exist without people changing them. E.g. rivers, mountains and beaches. 自然的地方：自然的地方存在，没有人改变他们。例如河流、山脉和海滩

Constructed Places:

school when we return next week to give to your friend. 创建您想与朋友分享的艺术品！这可能是你们两个一起玩的艺术作品，也可能是你错过的东西的艺术作品！你甚至可能让你的朋友成为一张卡片。下周我们回来送给你的朋友时，把你的作品带到学校。

Be creative! Make sure to draw with detail and colour in your picture! You can use any materials you like, including crayons, paint, collage paper, leaves or twigs from outside etc. 有创意！一定要在图片中画出细节和颜色！您可以使用任何您喜欢的材料，包括蜡笔、油漆、拼贴纸、树叶或树枝等。



<p>Monday 11th October 星期一，十月十一日</p>	<p>Tuesday 12th October 星期二，十月十二日</p>	<p>Wednesday 13th October 星期三，十月十三日</p>	<p>Thursday 14th October 星期四，十月十四日</p>	<p>Friday 15th October 星期五，十月十五日</p>
<p>Home Reading 在家学习</p> <p>Read a levelled book from in2era tonight with a family member. 今晚和家人一起读一本来自 in2era 的平展书 www.in2era.com.au</p> <p>Username <u>用户名称</u>: hurstville</p> <p>Password 密码: hurstville</p>	<p>息</p> <ul style="list-style-type: none"> • if you see something that doesn't look right (gives you a 'no' feeling), tell a trusted adult. 如果你看到一些看起来不对的东西 (给你一种 "不" 的感觉) , 告诉一个值得信赖的成年人。 <p>Watch the YouTube video 请看下面视频</p> <p>https://www.youtube.com/watch?v=yiKeLOKc1tw</p> <p>After watching this video, write down two things you should put on the internet and two things you should not put on the internet. 看完这段视频后 , 写下两件你应该放在互联网上的东西和两件你不应该放到网上的东西</p> <p>Take a photo of your rules for using the internet safely and post it onto Seesaw. See if you can take a photo and upload it all by yourself!</p>	<p>Home Reading 在家阅读</p> <p>Read a levelled book from in2era tonight with a family member. 今晚和家人一起读一本来自 in2era 的平展书 www.in2era.com.au</p> <p>Username 用户名称: hurstville</p> <p>Password 密码: hurstville</p>	<p>Constructed places have been built by humans. E.g. buildings, playgrounds and bridges. 建筑场所: 建筑场所由人类建造。例如建筑物、游乐场和桥梁</p> <p>Managed Places: Managed places have natural features but are changed and taken care of by people. E.g. gardens, parks, farms and golf courses. 托管场所: 托管场所具有自然特征, 但由人更改和照顾。例如花园、公园、农场和高尔夫球场。</p> <p>Complete the Geography cut and paste worksheet by matching the places to the headings 'constructed', 'natural' and 'managed'. (If you don't have a hard copy of the cut and paste, you can draw 3 natural, 3 constructed and 3 managed places). 通过将位置与标题"构造"、"自然"和"管理"匹配, 完成地理剪</p>	<p>Home Reading 在家阅读</p> <p>Read a levelled book from in2era tonight with a family member. 今晚和家人一起读一本来自 in2era 的平展书 www.in2era.com.au</p> <p>Username 用户名称: hurstville</p> <p>Password: 密码 hurstville</p>

<p>Monday 11th October 星期一，十月十一日</p>	<p>Tuesday 12th October 星期二，十月十二日</p>	<p>Wednesday 13th October 星期三，十月十三日</p>	<p>Thursday 14th October 星期四，十月十四日</p>	<p>Friday 15th October 星期五，十月十五日</p>
		<p>Ask a parent if you are not sure how to. 拍摄您安全使用互联网的规则照片，并将其发布到跷跷板上。看看能不能拍张照片，自己上传！询问家长是否不知道如何做。</p> <p>Home Reading 在家阅读 Read a levelled book from in2era tonight with a family member. 今晚和家人一起读一本来自 in2era 的平展书 www.in2era.com.au Username 用户名称: hurstville Password 密码: hurstville</p>	<p>切和粘贴工作表。（如果您没有硬拷贝和粘贴，您可以绘制 3 个自然、3 个构造和 3 个托管位置</p> <p>Home Reading 在家阅读 Read a levelled book from in2era tonight with a family member. 今晚和家人一起读一本来自 in2era 的平展书。 www.in2era.com.au Username 用户名称: hurstville Password 密码: hurstville</p>	

“z, zz, s” List Words

“z, zz, s” Extension List Words

BLM WL29  z z z s

is	zoom
his	quiz
as	prize
was	zebra
zoo	fizz
zip	buzz
zero	buzzing
does	puzzle

always
busy
close
closing
goes
please
present
quizzes

size
sizzle
sneeze
squeeze
zebra
zest
zone
zooming



NA29 Big coins, little coins

I have a big coin and a little coin. Do you know which one has the greater value?



1 Colour the coin with the larger size.



2 Colour the coin with the greater value.



3 Colour the coin with the largest size. Draw a ring around the coin with the greatest value.

Topic NA29

Problem solving task

20 cent coin totals: Draw all the ways that coins can make a total of 20 cents. Use the space provided in *iMaths | Tracker Book* to work out your answer.

Comparing Coins

Circle the coin that is worth the most in each pair of coins.



Comparing Coins

Circle the coin that is worth the most in each pair of coins.



Thursday – SOUNDWAVES

Unit
30

z zz s zebra puzzle bears


List Words

is zoo zoom fizz
his zip quiz buzz
as zero prize buzzing
was does zebra puzzle

Letters Words


1 Underline the letter or letters for **z zz s** in each List Word. If any of these are not in the sound box, write them with a word example in the box above.

2 Colour the picture if you hear **z zz s** in the picture name. Write a stroke below the picture for each sound in the picture name, like this: zip |z| |i| |p| |zzz|.



3 Write **z**, **zz**, **s** or **Z** to finish the words. Read the poem. Draw the picture.

___oe i___ a ___ebra,
Striped black and white.
___oe play___ with pu___le___,
And a bu___ing kite.



Friday – SOUNDWAVES

4 Write List Words to rhyme with these words. Colour the letters for **z zz s** in each word.



has you room his
f
cries hero buzz is
q

5 Count the sounds in the words. Write the letter or letters for each sound in a separate box. The first one is done for you.

zoom	z	oo	m	
was				
quiz				
zero				
does				

s si treasure television

What sound do you hear after **s** in **si**? Say this sound every time you see **s si**.



6 Colour the picture if you hear **s si** in the picture name. Colour the letters for **s si** in the words for these pictures.




treasure measure present noise television



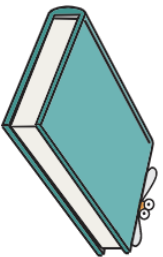
SP1 Chance

Always, sometimes, never, will happen and will not happen are some of the ways we talk about chance.



1 Circle the words that best tell about these things happening.

You see a book today.



- will happen
- might happen
- will not happen

You see a dinosaur today.




- will happen
- might happen
- will not happen

You see a helicopter today.




- will happen
- might happen
- will not happen

You use your teeth to bite.




- always
- sometimes
- never

You use a straw to drink.



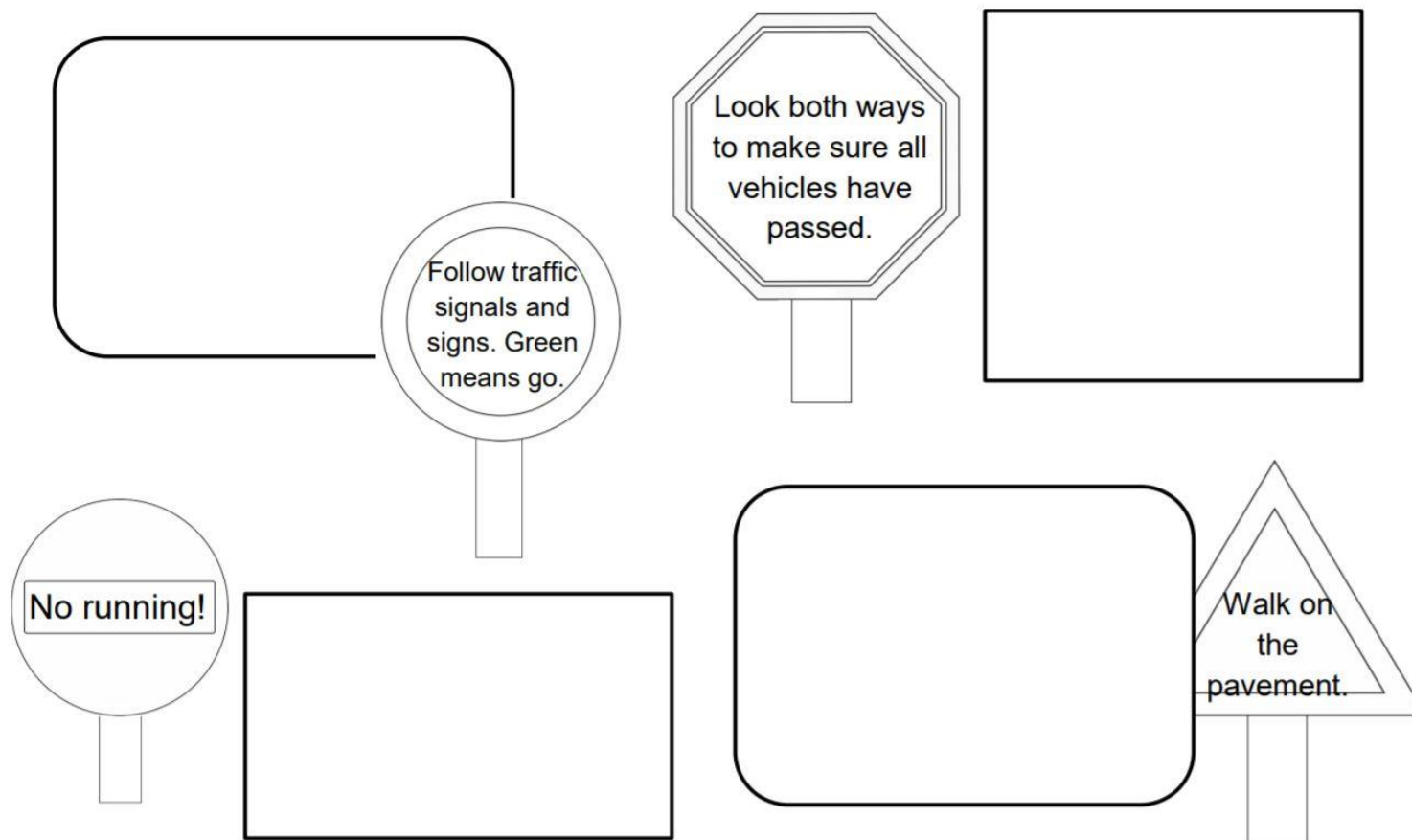
- always
- sometimes
- never

You use a knife and fork for ice-cream.



- always
- sometimes
- never

Road Safety



Name: _____

Features of Places

Managed	
Natural	
Constructed	



The Sydney Harbour Bridge: It was built almost 100 years ago!



A farm: humans have neatly planted crops in rows and sprinklers are used to water the plants.



The ocean: The ocean is home to many living things.



A garden: Humans have planted beautiful flowers and take care of them by trimming weeds and watering the plants.



School: A place where you go to learn new things!



Uluru: A huge sandstone rock in the Northern Territory. Uluru is a special place for many Aboriginal Australians.



SP2 What is possible?


Many board games use chance as part of the fun. When you play a game of chance, think about all the possible outcomes.



The possible outcomes are:

1	2	3	4	5	6
---	---	---	---	---	---

1 List the possible outcomes for these games of chance.



The possible outcomes are:



The possible outcomes are:



The possible outcomes are:

2 For this activity you will need a coin and dice. Have 30 turns with each of the objects of chance. Record the outcome of every turn with a tally mark on the charts below.

Rolling dice						Tossing a coin	
tally	tally	tally	tally	tally	tally	tally	tally
score	score	score	score	score	score	score	score

3 A chance of rain? List 10 possible outcomes for tomorrow's weather.