

Framework for Learning from Home – Early Stage 1, Term 4 Week 2

幼稚园在家学习大纲 – 第四学期第二周

You will need help from a parent/carer. Show each completed activity to your parents so they can check it and/or help you post it on Seesaw. 以下的一些作业，您可能需要父母的帮助。把你完成的作业给父母检查一下并上传到 Seesaw。

	Monday 11.10.21 星期一	Tuesday 12.10.21 星期二	Wednesday 13.10.2 星期三	Thursday 14.10.21 星期四	Friday 15.10.21 星期五
Task 任务	Can you make your bed? 你可以整理自己的床铺吗?	Can you pack your toys away after you use them? 你玩玩具后能把它收拾好吗?	What act of kindness can you do for a family member today? 今天你能为家庭成员做一件好事吗?	Can you help set the table for dinner? 你能帮忙摆好餐具吗?	Can you help a family member today? 你今天能帮助一位家庭成员吗?
Session 1 上午	<p>Happy Wellbeing Week 快乐健康周</p> <p>To celebrate the start of 'Wellbeing Week' watch ABC iview Play School episode: Mindfully Me.</p> <p>快乐健康周看视频</p>	<p>Guided Reading (PM eCollection online books) 阅读 (PMe 网上阅读)</p> <p>Re read Monday's book and then choose a new book from PMe collection from your level to read to a family member. 重新阅读你昨</p>	<p>Guided Reading (PM eCollection online books) 阅读 (PMe 网上阅读)</p> <p>Choose a book from PMe collection from your level to read to a family member. 选择一本与你同等阅读级别的书，读给</p>	<p>Soundwaves</p> <p>Today's sound is 'ai, ay, a-e' for "Snail's play". Listen to the chant on seesaw. 今天学习'ai, ay, a-e" 发音。</p> <p>Explore the sound ' ai,</p>	<p>Guided Reading (PM eCollection online books) 阅读 (PMe 网上阅读)</p> <p>Re read Wednesday's book and then choose a new book from PM eCollection to read to a family member. 重新阅读你周三在 PMe 上读过的</p>

Monday 11.10.21 星期一	Tuesday 12.10.21 星期二	Wednesday 13.10.2 星期三	Thursday 14.10.21 星期四	Friday 15.10.21 星期五
<p>https://iview.abc.net.au/video/CK2013H001S00</p> <p>Guided Reading (PM eCollection online books) 阅读 (PMe 网上阅读)</p> <p>Choose a book from PMe collection from your level to read to a family member. 选择一本与你同等阅读级别的书，读给家人听。</p> <p>Website 网站:</p> <p>https://app.pmecollection.com.au/login</p> <p>Soundwaves</p> <p>Today's sound is 's' for 'Measure the treasure'. Listen to the chant on Soundwaves. 今天学习 's' 发音。</p> <p>Explore the sound 's' on Soundwaves kids.</p> <p>点击以下网站做练习</p> <p>www.soundwaveskids.com.au</p> <p>Complete the student book activity either by telling your parents the answers or completing the worksheet. 告诉家长</p>	<p>天在 PMe 上读过的书，然后再选择同一级别的另一本书。把你的新书读给家人听。</p> <p>Website 网站:</p> <p>https://app.pmecollection.com.au/login</p> <p>Soundwaves</p> <p>Today's sound is 's' for 'Measure the treasure'. Listen to the chant on Soundwaves. 今天学习 's' 发音。</p> <p>Explore the sound 's' on Soundwaves kids.</p> <p>点击以下网站做练习</p> <p>www.soundwaveskids.com.au</p> <p>Complete the student book activity either by telling your parents the answers or completing the worksheet. 告诉家长</p>	<p>家人听。</p> <p>Website 网站:</p> <p>https://app.pmecollection.com.au/login</p> <p>Soundwaves</p> <p>Today's sound is 'ai, ay, a-e' for 'snails play'. Listen to the chant on seesaw. 今天学习 'ai, ay, a-e' 发音。</p> <p>Explore the sounds 'ai, ay, a_e' on Soundwaves kids.</p> <p>点击以下网站做练习</p> <p>www.soundwaveskids.com.au</p> <p>Complete the student book activity either by telling your parents the answers or completing the worksheet.</p> <p>告诉家长答案或完成附件作业。</p>	<p>ay, a-e' sound on Soundwaves kids.</p> <p>点击以下网站做练习</p> <p>www.soundwaveskids.com.au</p> <p>Complete the student book activity either by telling your parents the answers or completing the worksheet.</p> <p>告诉家长答案或完成附件作业。</p> <p>English</p> <p>Fill in the missing letters to make up the focus fox words. You may look at the words if you need help! 填上所缺的字母，以组成单词。如果你需要帮助，你可以看看这些词:</p> <p>rain, day, play, game, come, some, they</p> <p>r _ _ n</p>	<p>书，然后再选择同一级别的另一本书。把你的新书读给家人听。</p> <p>Website 网站:</p> <p>https://app.pmecollection.com.au/login</p> <p>Soundwaves</p> <p>Today's lesson will be a revision lesson. Explore all the sounds we have learnt, their chant and action.</p> <p>今天复习学过的 字母发音。</p> <p>Click on this link and press 'all sounds' 点击以下网站做练习</p> <p>https://online.fireflyeducation.com.au/program/soundwaves/graphemes/unit/1/soundinfokit</p> <p>Complete the match the word beginnings and endings worksheet. (worksheet attached)</p> <p>完成“匹配”单词开头和结</p>

Monday 11.10.21 星期一	Tuesday 12.10.21 星期二	Wednesday 13.10.2 星期三	Thursday 14.10.21 星期四	Friday 15.10.21 星期五
<p>点击以下网站做练习</p> <p>www.soundwaveskids.com.au</p> <p>Complete the student book activity either by telling your parents the answers or completing the worksheet. 告诉家长答案或完成附件作业。</p> <p>English</p> <p>Your focus fox words are: rain, day, play, game, come, some, they</p> <p>本周的焦点词是: rain, day, play, game, come, some, they</p> <p>Can you find sticks, leaves, pasta, playdough, pegs etc to make your focus fox words? 用家里的不同材料做出焦点词, 如, 木条, 橡皮泥, 树叶, 意大利通心粉, 夹子等。</p>	<p>答案或完成附件作业。</p> <p>English</p> <p>Your focus fox words are: rain, day, play, game, come, some, they</p> <p>本周的焦点词是: rain, day, play, game, come, some, they</p> <p>Rainbow write your focus fox words. Read your sentences to a family member. 用个色彩笔写焦点字。把你的句子读给家人听。</p> <p>E.g rain</p> <p>Writing</p> <p>Listen to Mrs Minogue read 'Moo' by Alison Lester. 听故事</p> <p>Today we are going to make our sentences more interesting by using onomatopoeia, adjectives and verbs.</p> <p>今天我们将通过使用拟声</p>	<p>English</p> <p>Your focus fox words are: rain, day, play, game, come, some, they</p> <p>本周的焦点词是: rain, day, play, game, come, some, they</p> <p>Bubble write your focus fox words and colour them in. 泡泡字练习写焦点词, 然后涂色。</p> <p>abcdefghijklmnopqrstuvwxyz</p> <p>Writing</p> <p>Listen to Mrs Minogue read 'Roar' by Alison Lester. 听故事</p> <p>Today we are going to continue making our sentences more</p>	<p>d _ _ p l _ _ g _ m _ _ o m e _ o m e _ _ e y</p> <p>Practise reading these words to a family member. 练习朗读这些单词</p> <p>Library zoom lesson with Mr Philpott</p> <p>Mr Philpott 图书馆 zoom课</p> <p>Writing</p> <p>Listen to Mrs Minogue read 'Splash!' by Alison Lester. 听故事</p> <p>Today we are going to continue making our sentences more interesting by using</p>	<p>尾活动。(见附件).</p> <p>English</p> <p>Focus fox words: rain, day, play, game, come, some, they</p> <p>本周的焦点词是: rain, day, play, game, come, some, they</p> <p>Write four different sentences using a different focus fox word in each sentence. Circle the focus fox word you have used. Read your sentences to a family member. 用不同的焦点词写出四个不同的句子。圈出你用过的单词。你能给父母读读这些焦点词吗?</p> <p>Science - Sliding, Rolling and Spinning</p>

Monday 11.10.21 星期一	Tuesday 12.10.21 星期二	Wednesday 13.10.2 星期三	Thursday 14.10.21 星期四	Friday 15.10.21 星期五
<p>Writing</p> <p>Listen to the Onomatopoeia Alphabet by Jack Hartmann 看视频 https://www.youtube.com/watch?v=FBQCgjo1QTU</p> <p>Listen to Mrs Minogue read 'Purr' by Alison Lester. 听故事</p> <p>Today we are going to revise onomatopoeia. 今天我们复习拟声词。</p> <p>Onomatopoeia is a word whose sound suggests its meaning e.g What do you say happy birds? Tweet, tweet, tweet.</p> <p>'Tweet!' is the sound that the birds make.</p> <p>拟声词是用声音表示含义的词，例如：快乐的小鸟，你说什么？Tweet, tweet, tweet. “Tweet!” 是鸟儿发出</p>	<p>词、形容词和动词使我们的句子更有趣。</p> <p>Onomatopoeia are sound words, adjectives and verbs are doing words.</p> <p>拟声词是有声词，形容词是描述词，动词是做事情词。</p> <p>Complete the 'Moo' attached worksheet.</p> <p>完成 'Moo'作业（见附件）</p> <p>Look at each animal picture and write what sound they would make.</p> <p>Choose one of the animals from your worksheet and complete the following passage.</p> <p>E.g if you choose a sheep, your sentence will look like this.</p>	<p>interesting by using onomatopoeia, adjectives and verbs.</p> <p>今天，我们将加入拟声词和形容词使我们的写作更加有趣。</p> <p>Onomatopoeia are sound words, adjectives are describing words and verbs are doing words.</p> <p>拟声词是有声词，形容词是描述词，动词是做事情词。</p> <p>Complete the 'Roar' attached worksheet.</p> <p>完成 'Roar'作业（见附件）</p> <p>Look at each animal picture and write what sound they would make.</p> <p>Choose one of the animals from your worksheet and complete</p>	<p>onomatopoeia, adjectives and verbs.</p> <p>今天，我们将加入拟声词和形容词使我们的写作更加有趣。</p> <p>Onomatopoeia are sound words, adjectives are describing words and verbs are doing words.</p> <p>拟声词是有声词，形容词是描述词，动词是做事情词。</p> <p>Complete the 'Splash' attached worksheet.</p> <p>完成 'Splash'作业（见附件）</p> <p>Look at each animal picture and write what sound they would make.</p> <p>Choose one of the animals from your worksheet and complete</p>	<p>科学-滑动、滚动和旋转</p> <p>Watch the video below</p> <p>看视频 https://www.youtube.com/watch?v=zPZmD3x4Nc</p> <p>Discuss the idea of what it means to be still. What does your body look like? Is there any movement?</p> <p>讨论静止意味着什么。你的身体是什么样子的？有动做吗？</p> <p>Watch Mrs Proctor's video about toys.观看 Mrs Proctor'的视频</p> <p>Activity 1 - 'Mystery object/toy game'</p> <p>活动 1- “神秘物体/玩具游戏”</p> <p>Choose one toy from home and give three clues for your teacher to guess your</p>


Monday 11.10.21 星期一	Tuesday 12.10.21 星期二	Wednesday 13.10.2 星期三	Thursday 14.10.21 星期四	Friday 15.10.21 星期五
<p>的声音。</p> <p>Complete the 'Purr' attached worksheet.</p> <p>完成 'Purr'作业 (见附件)</p> <p>Look at each animal picture and write what sound they would make.</p> <p>Choose one of the animals from your worksheet and complete the following passage.</p> <p>E.g if you choose a dog, your sentence will look like this. (Remember, there are lots of animals for you to choose from)</p> <p>Woof, woof! I see the _____.</p> <p>Draw a picture to match your sentence.</p> <p>看每一张动物图片, 写下它们会发出什么声音。</p> <p>从作业当中选择一种动物, 完成下面的短文。</p>	<p>(Remember, there are lots of animals for you to choose from)</p> <p>Baa, Baa! I see a woolly white sheep eating the long green grass.</p> <p>Using 3 different colours, can you circle the onomatopoeia in red, can you circle the adjectives in blue, and can you circle the verbs in green.</p> <p>Draw a picture to match your sentence.</p> <p>看每一张动物图片, 写下它们会发出什么声音。</p> <p>从作业当中选择一种动物, 完成下面的短文。</p> <p>如果你选了一只羊, 你的句子会是这样的。(记住, 有很多动物供你选择)</p> <p>咩, 咩! 我看见一只毛茸茸的白绵羊在吃长长的绿草。</p>	<p>the following passage.</p> <p>E.g if you choose a crocodile, your sentence will look like this. (Remember, there are lots of animals for you to choose from)</p> <p>Snap, snap! I see a scary green crocodile taking a nap.</p> <p>Using 3 different colours, can you circle the onomatopoeia in red, can you circle the adjectives in blue, and can you circle the verbs in green.</p> <p>Draw a picture to match your sentence.</p> <p>看每一张动物图片, 写下它们会发出什么声音。</p> <p>从作业当中选择一种动物, 完成下面的短文。</p> <p>如果你选择鳄鱼, 你的句</p>	<p>the following passage.</p> <p>E.g if you choose a whale, your sentence will look like this. (Remember, there are lots of animals for you to choose from)</p> <p>Whoo, whoo! I see a huge blue whale.</p> <p>Using 3 different colours, can you circle the onomatopoeia in red, can you circle the adjectives in blue, and can you circle the verbs in green.</p> <p>Draw a picture to match your sentence,</p> <p>看每一张动物图片, 写下它们会发出什么声音。</p> <p>从作业当中选择一种动物, 完成下面的短文。</p> <p>如果你选择了一条鲸鱼, 你的句子会是这样的。</p>	<p>mystery toy. (toy car, train, stuffed toy, blocks etc)</p> <p>Examples of clues:</p> <p>"This toy can move."</p> <p>"This toy has wheels."</p> <p>"This toy is wooden."</p> <p>You can voice record or write your clues and post them on Seesaw.</p> <p>从家里挑选一个玩具, 给你的老师三条线索来猜你的神秘玩具。(玩具汽车、火车、填充玩具、积木等)</p> <p>线索示例:</p> <p>"这个玩具可以移动。"</p> <p>"这个玩具有轮子。"</p> <p>"这个玩具是木制的。"</p> <p>你可以录音或写下你的线索, 然后把它们上传到 Seesaw 上。</p> <p>Activity 2 - Movement words poster 活动 2-运动词汇海报</p> <p>Use the following words to</p>

	Monday 11.10.21 星期一	Tuesday 12.10.21 星期二	Wednesday 13.10.2 星期三	Thursday 14.10.21 星期四	Friday 15.10.21 星期五
	<p>物，完成下面的短文。</p> <p>如果你选择了一只狗，你的句子会是这样的。（记住，有很多动物供你选择）</p> <p>汪，汪！我看到了一一。</p> <p>把你的句子画出来。</p>	<p>使用 3 种不同的颜色，用红色圈出拟声词，用蓝色圈出形容词，用绿色圈出动词。</p> <p>把你的句子画出来。</p>	<p>子会是这样的。（记住，有很多动物供你选择）</p> <p>啪，啪！我看见一条可怕的绿色鳄鱼在打盹。</p> <p>使用 3 种不同的颜色，用红色圈出拟声词，用蓝色圈出形容词，用绿色圈出动词。</p> <p>把你的句子画出来。</p>	<p>（记住，有很多动物供你选择）</p> <p>哇，哇！我看见一头巨大的蓝鲸。</p> <p>使用 3 种不同的颜色，用红色圈出拟声词，用蓝色圈出形容词，用绿色圈出动词。</p> <p>把你的句子画出来。</p>	<p>create a colourful poster.</p> <p>Slide, roll, push, pull, turn, spin and bounce.</p> <p>使用以下词语制作一张色彩鲜艳的海报。</p> <p>滑动、滚动、推、拉、转、旋转和弹跳。</p> 
Break 休息	Break (30 mins) Eat & Play 休息	Break (30 mins) Eat & Play 休息	Break (30 mins) Eat & Play 休息	Break (30 mins) Eat & Play 休息	Break (30 mins) Eat & Play 休息
Session 2 中午	Mathematics 数学 Subtraction 减法	Mathematics 数学 Subtraction 减法	Mathematics 数学	Mathematics 数学 Volume and Capacity	Mathematics 数学 Volume and Capacity 体积

Monday 11.10.21 星期一	Tuesday 12.10.21 星期二	Wednesday 13.10.2 星期三	Thursday 14.10.21 星期四	Friday 15.10.21 星期五
<p>Watch 'Pete the Cat and the Missing Cupcakes.' 看视频 https://www.youtube.com/watch?v=5ua2-niw8so</p> <p>Make 10 cupcakes with playdough or paper. Take 1 away and write the number sentence 10 take away 1 is 9 or $10-1=9$. Start again with your 10 cupcakes. Try taking away 2 cupcakes, 3 cupcakes, 4, 5, 6, 7, 8, 9 and 10 cupcakes. Write your number sentences or say them to a family member. 用橡皮泥或纸团做 10 个纸杯蛋糕。 把一个纸杯蛋糕拿走, 写出数字句子 10 拿走 1 是 9 或 $10-1=9$。 从你的 10 个纸杯蛋糕开</p>	<p>Watch 'Mr Brown's Magnificent Apple Tree' 看视频 https://www.youtube.com/watch?v=Sw8WNp0Hjrw</p>  <p>Make a tree using coloured paper or draw with coloured pencils. Draw 12 red apples and cut them out. Place some apples on your tree (do not glue them down yet). Try taking away 1 or 2 of your apples and say the number sentence to a family member.</p>	<p>Number 12 数字 12 Watch 'I Can Show Numbers in So Many Ways' 看视频 https://www.youtube.com/watch?v=IAQ2HTqTl2w</p> <p>Today we are going to revise the number 12 by completing a number talk. Write the number 12 in the middle of your piece of paper. How many ways can you make the number 12. 今天我们复习数字 12 在纸的中间写上数字 12。 你有多少种方法可以构成数字 12。 Draw 12 balls.</p>	<p>体积和容量 Watch 'Capacity' 看视频 https://www.youtube.com/watch?v=M5UqTJDJSdA</p> <p>Ask Mum or Dad for a cup or container that you can use at the sink or the bathtub. Can you make your cup empty, full, half full, nearly empty and nearly full. Complete the worksheet to make the containers full, empty and half full. 向爸爸妈妈要一个可以放在水槽或浴缸里的杯子或容器。 你能让你的杯子空、满、半满、几乎空、几乎满吗。</p>	<p>和容量 Watch 'Comparing Capacities' 看视频 https://www.youtube.com/watch?v=hFO1I0dgmUu</p> <p>Ask Mum or Dad to help you collect 3 or 4 different sized containers that you can use at the sink or the bathtub. Predict which container do you think will hold the most water? Which will hold the least? Experiment by pouring water from one container to another. Do any containers hold about the same amount of water? Complete worksheet - Holds More, Holds Less. 让妈妈或爸爸帮你拿 3 或 4 个大小不同的容器, 你可以</p>

Monday 11.10.21 星期一	Tuesday 12.10.21 星期二	Wednesday 13.10.2 星期三	Thursday 14.10.21 星期四	Friday 15.10.21 星期五
<p>始。</p> <p>试着拿走 2 个纸杯蛋糕、3 个纸杯蛋糕、4、5、6、7、8、9 和 10 个纸杯蛋糕。</p> <p>写出你的数字句子或对家人说说你的数字句子。</p> <p>Watch 'Counting to 50.'</p> <p>看视频</p> <p>https://www.youtube.com/watch?v=EQHLjYJxLDI</p>	<p>Experiment by starting with a different number of apples on the tree. Then take some away. Remember to say your number sentence to a family member each time.</p> <p>Choose your favourite number sentence. Glue the apples onto the tree to show this and record your number sentence on the worksheet.</p> <p>用彩色纸或彩色铅笔画一棵树。</p> <p>画 12 个红苹果，把它们剪下来。</p> <p>在你的树上放一些苹果（不要把它们粘在一起）。试着拿走一两个苹果，说说你的数字句子。</p> <p>从树上不同数量的苹果开始试验。然后拿走一些。记住每次都要对家人说说你的数字句子。</p> <p>选择你最喜欢的数字句子。把苹果粘在树上，并</p>	<p>Write the word twelve.</p> <p>Write the number that comes before and after 12.</p> <p>Show 12 using tally marks.</p> <p>Double 6?</p> <p>I had 10 blue balls and 2 red skipping ropes. How many toys are there altogether?</p> <p>Can you think of some more ways to make the number 12?</p> <p>Can you find the number 12 somewhere in your house?</p> <p>Be as creative as you like!</p> <p>画 12 个球。</p> <p>写 twelve 这个字。</p> <p>写出 12 之前和之后的数字。</p> <p>用计数符号显示 12。</p> <p>双 6?</p>	<p>完成工作表，使容器装满、清空和半满。</p> <p>Write the numbers from 1-20. Please try to write your numbers carefully and neatly. 从一写到二十，请尽量把你的数字写得整整齐齐。</p> <p>Challenge: Can you write the numbers to 30? 40? Or 50?</p> <p>挑战：你能把写到数字 30 吗？40？还是 50？</p> <p>Play some games on iMaths Kids 玩数学游戏</p> <p>www.imathskids.com.au</p> <p>Student login 学生登录: some685</p>	<p>在水槽或浴缸里使用。</p> <p>预测一下，你认为哪个容器能容纳最多的水？哪一个最少？</p> <p>将水从一个容器倒到另一个容器中进行实验。</p> <p>有没有两个容器能容纳同样数量的水？</p> <p>完成作业-哪个装的多，哪个装的少？</p> <p>Watch 'The Numbers in the Teens They Start with a 1.' 看视频</p> <p>https://www.youtube.com/watch?v=1W5aYi3lkh0</p>

Monday 11.10.21 星期一	Tuesday 12.10.21 星期二	Wednesday 13.10.2 星期三	Thursday 14.10.21 星期四	Friday 15.10.21 星期五
		<p>把你的数字句子写下来。</p> <p>Watch 'Let's Get Fit Count to 100'看视频</p> <p>https://www.youtube.com/watch?v=1dkPouLWCyc</p>	<p>我有 10 个蓝色的球和 2 条红色的跳绳。总共有多少玩具？</p> <p>你能想出更多的方法来做什么数字 12 吗？你能在你家里找到 12 吗？</p> <p>要有创意！</p> <p>Try to think of some different ways to show the number 12!</p> <p>Practice counting backwards from 20.</p> <p>练习从 20 开始倒数。</p> <p>Watch 'The Counting Down from 20 Song.'</p> <p>看视频</p> <p>https://www.youtube.com/watch?v=fS60rraBhz4</p> <p>Try counting backwards from a higher number like 30 or 40. Next week we will be practising subtraction.</p> <p>尝试从更高的数字（如 30 或 40）倒数。下周我们将练习减法。</p>	

Monday 11.10.21 星期一	Tuesday 12.10.21 星期二	Wednesday 13.10.2 星期三	Thursday 14.10.21 星期四	Friday 15.10.21 星期五
		<p>12-3pm Wellbeing Wednesday 周三健康课</p> <p>Keep Moving! Make up a dance routine to your favourite song. Can you perform this for your family?</p> <p>Ping pong story telling! Write the opening sentence to a story, then someone else writes the next line. Then it's your turn again! Keep alternating until you have a full story.</p> <p>Get Cooking! Help a family member prepare a meal or help wash up.</p> 		

	Monday 11.10.21 星期一	Tuesday 12.10.21 星期二	Wednesday 13.10.2 星期三	Thursday 14.10.21 星期四	Friday 15.10.21 星期五
			<p>多运动！为你最喜欢的歌曲编一个舞蹈。把你的舞蹈表演给家人看。</p> <p>乒乓球故事：你写一个故事的开头，然后其他人写下一行。那又轮到你了！保持交替，直到你有一个完整的故事。</p> <p>做饭吧！帮助家庭成员准备饭菜或帮助洗碗。</p> <p>We hope you enjoy for afternoon!</p> <p>祝你有个愉快的下午！</p>		
Break 休息	Break (1 hour) Eat & Play 休息	Break (1 hour) Eat & Play 休息	Break (1 hour) Eat & Play 休息	Break (1 hour) Eat & Play 休息	Break (1 hour) Eat & Play 休息
Session 3 下午	Community Language 语言课（中文）	Singing and Dancing on zoom Zoom 课 -唱歌跳舞 The Kindy teachers will invite you on zoom for a fun filled afternoon of singing and dancing.		Physical Education 体育 Let's Get Active: 体育活动时间到啦	Creative Art 美术 Enjoy drawing a cute Nemo fish! 看视频画画 https://www.youtube.com/watch?v=-C-EXNrxt-s

Monday 11.10.21 星期一	Tuesday 12.10.21 星期二	Wednesday 13.10.2 星期三	Thursday 14.10.21 星期四	Friday 15.10.21 星期五
		<p>If you are unable to join on zoom you can sing along to some of your own songs or go to ABC iview and watch one episode of Playschool.</p> <p>老师们邀请你在 zoom 上度过一个充满欢乐的下午，一起唱歌跳舞。</p> <p>如果你不能加入 zoom，你可以跟着自己的歌一起唱，或者去 ABC iview 看一集 Playschool。</p> <p>https://iview.abc.net.au/video/CH1712H021S00</p>	<p>跟着以下视频一起运动</p> <p>Join Mrs. Mitkovski for some exercise and dancing.</p>	<p>Don't forget to upload it for your teachers to see!</p> <p>上传到Seesaw上。</p> <p>Congratulations Kindergarten on 'Learning from Home'. All the Kindergarten teachers look forward to seeing you back at school on Monday, 18th October 2021.</p> <p>祝贺学前班完成“在家学习”课程。2021年10月18日（星期一）老师们都期待着在学校见到你们。</p>



- 1 Colour each coin that has a word with **three sounds red**.
 Colour each coin that has a word with **two sounds blue**.
 Which pirate ship has the most coins?

chin on hug sun tap

bag shop duck rob is

long up am in off

it mess at

fizz



- 1 Colour the letters for
 @aiaya_e in each
 List Word.

rain	day	cake
tail	play	game

- 2 Write a stroke on the line for each sound you hear in the picture name.

 _____	 _____	 _____
 _____	 _____	 _____

- 3 Write the correct letters for @aiaya_e in each word.













 r__n	 pl__	 c_k__
---	---	--

- 4 Finish the sentences with the words from the sail.

Can I _____ with you?
 The _____ was fun.
 I ate the _____.



BLM GM101 F @ @ @ @ GM101 & 102 Match Up: Words to Pictures

F @ @ @ @ GM101 	F @ @ @ @ GM101 	F @ @ @ @ GM101 
F @ @ @ @ GM101 	F @ @ @ @ GM101 	F @ @ @ @ GM101 
F @ @ @ @ GM101 	F @ @ @ @ GM101 	F @ @ @ @ GM101 
F @ @ @ @ GM101 	F @ @ @ @ GM101 	F @ @ @ @ GM101 

Sound Waves F Black Line Masters © Barbara Murray and Terri Watson 2018 Firefly Education

ISBN 978 174135 351 8

BLM GM102 F @ @ @ @ GM101 & 102 Match Up: Words to Pictures

F @ @ @ @ GM102 train	F @ @ @ @ GM102 gate
F @ @ @ @ GM102 tray	F @ @ @ @ GM102 rake
F @ @ @ @ GM102 nail	F @ @ @ @ GM102 rain
F @ @ @ @ GM102 tail	F @ @ @ @ GM102 snail
F @ @ @ @ GM102 chain	F @ @ @ @ GM102 cake
F @ @ @ @ GM102 baby	F @ @ @ @ GM102 hay

Sound Waves F Black Line Masters © Barbara Murray and Terri Watson 2018 Firefly Education

ISBN 978 174135 351 8

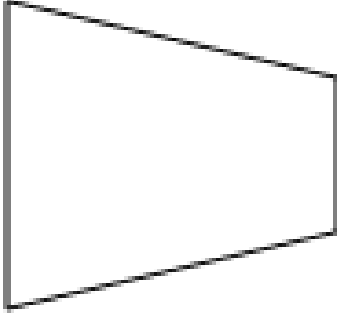
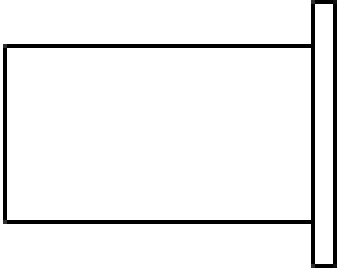
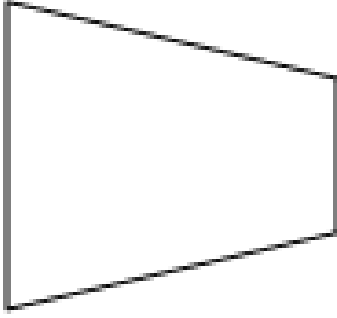
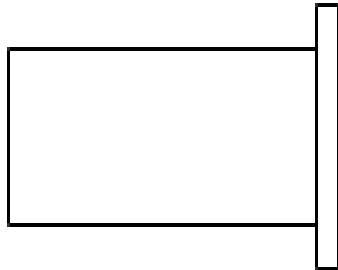
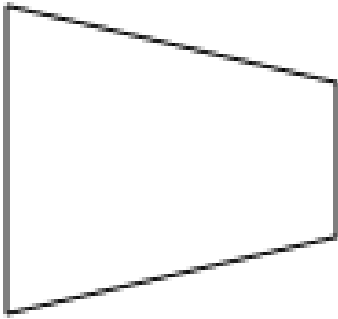
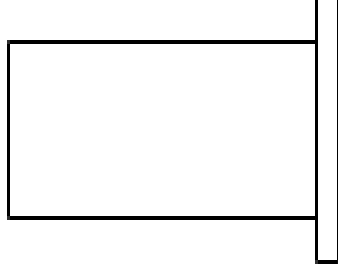
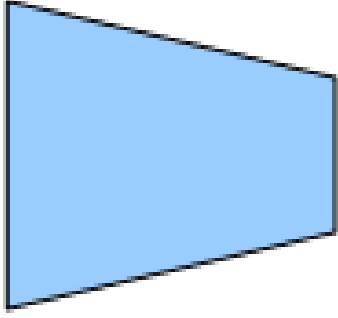
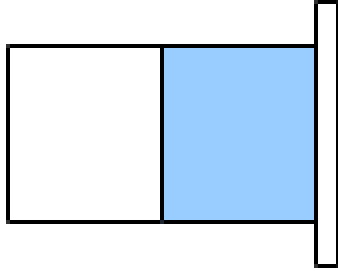
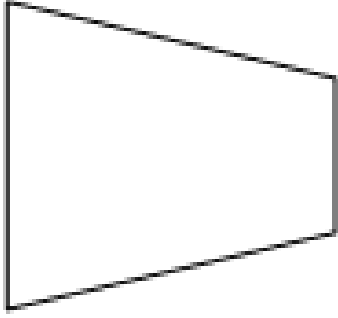
There were _____ apples in the tree. _____ apples fell out. How many apples are left?

$$\square - \square = \square$$

Capacity

Name _____

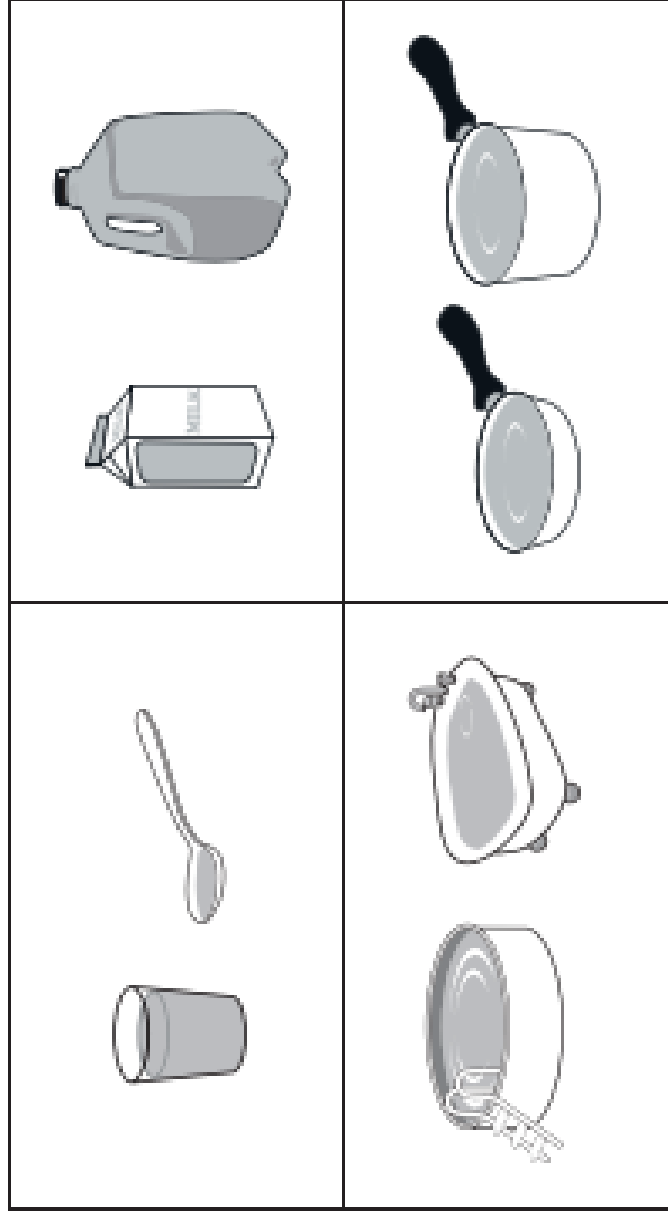
Draw the correct amount of liquid in each container.

 <p>half full</p>	 <p>full</p>	 <p>empty</p>
 <p>full</p>	 <p>empty</p>	 <p>half full</p>
 <p><input type="text"/></p>	 <p><input type="text"/></p>	 <p><input type="text"/></p>

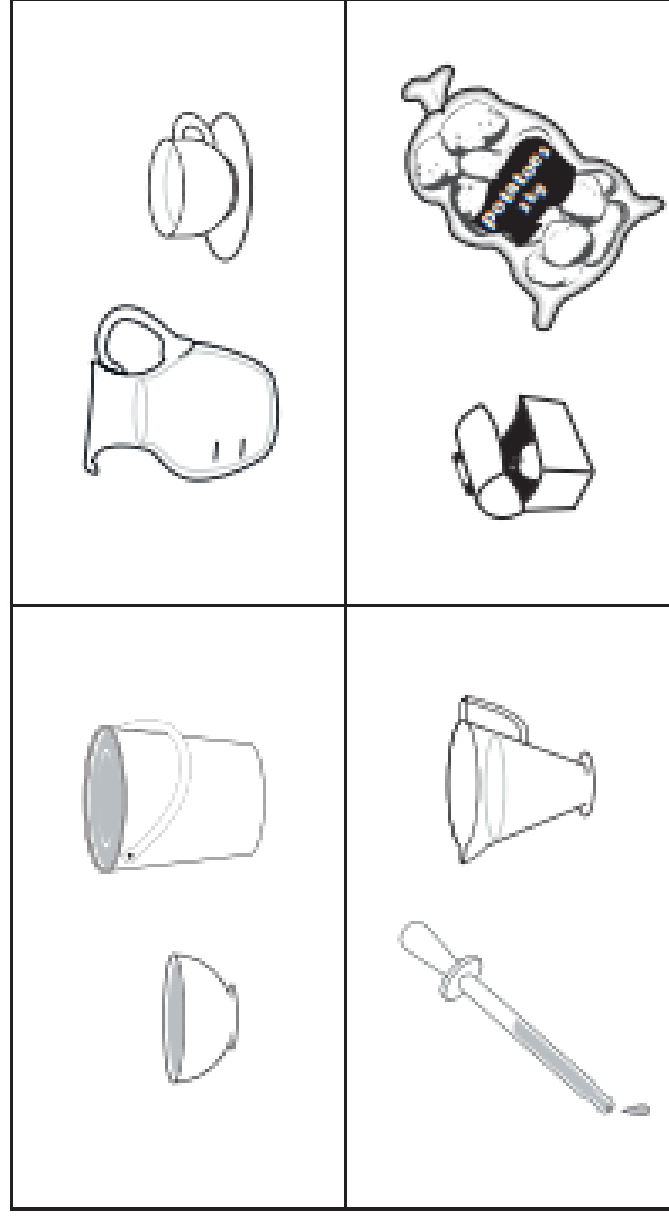


MG19 Holds more, holds less

Circle the picture which holds **more**.








Circle the picture which holds **less**.



Purr

Match the picture to the sound each animal makes.

 <p>cat</p>	
 <p>goldfish</p>	
 <p>dog</p>	
 <p>mouse</p>	
 <p>bird</p>	




Woofi Woofi	Purri Purri	Squeaki
Splishi Splishi	Tweeti	Tweeti



Moo



Match the picture to the sound each animal makes.



pig



hen



cow



goat








duck

Cluck! Cluck!	Moo! Moo!	Oink! Oink!
Meh! Meh!	Quack!	Quack!

Roar


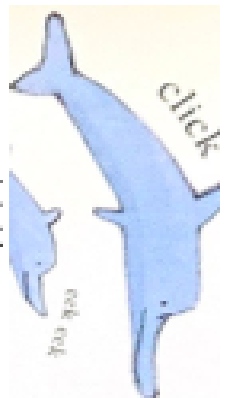



Match the picture to the sound each animal makes.

 <p>Huff</p>	
 <p>Ta Ta</p> <p>elephant</p>	
 <p>leopard</p>	
 <p>snake</p>	
 <p>lion</p>	

Roari Roari	Huffi Huffi	Ssi Ssi
Growli Growli	Tai Tai	

Splash

Match the picture to the sound each animal makes.

 <p>Crab</p>	
 <p>click</p> <p>dolphin</p> <p>oak oak</p>	
 <p>seal</p>	
 <p>seahorse</p>	
 <p>penguin</p> <p>spoon</p>	



Clicki Clacki

Eei Eei

Arti Arti

Bubblei Bubblei

Clicki

Clicki