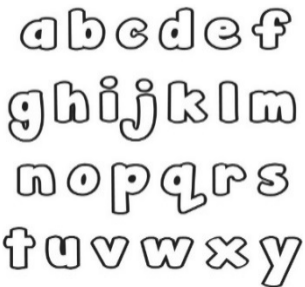



Framework for Learning from Home – Early Stage 1, Term 4 Week 2


You will need help from a parent/carer. Show each completed activity to your parents so they can check it and/or help you post it on Seesaw.

	Monday 11.10.21	Tuesday 12.10.21	Wednesday 13.10.21	Thursday 14.10.21	Friday 15.10.21
Task	Can you make your bed?	Can you pack your toys away after you use them?	What act of kindness can you do for a family member today?	Can you help set the table for dinner?	Can you help a family member today?
Session 1	<p>Happy Wellbeing Week</p> <p>To celebrate the start of 'Wellbeing Week' watch ABC iView Play School episode: Mindfully Me.</p> <p>https://iView.abc.net.au/video/CK2013H001S00</p> <p>Guided Reading (PMeCollection online books)</p> <p>Choose a book from PMe collection from your level to read to a family</p>	<p>Guided Reading (PMeCollection online books)</p> <p>Re read Monday's book and then choose a new book from PMe collection from your level to read to a family member.</p> <p>Website: https://app.pmeCollection.com.au/login</p> <p>Soundwaves</p> <p>Today's sound is 's' for</p>	<p>Guided Reading (PMeCollection online books)</p> <p>Choose a book from PMe collection from your level to read to a family member.</p> <p>Website: https://app.pmeCollection.com.au/login</p> <p>Soundwaves</p> <p>Today's sound is 'ai, ay, a-e' for 'snails play'. Listen to the chant on</p>	<p>Soundwaves</p> <p>Today's sound is 'ai, ay, a-e' for "Snail's play". Listen to the chant on seesaw.</p> <p>Explore the sound ' ai, ay, a-e' sound on Soundwaves kids.</p> <p>www.soundwaveskids.com.au</p> <p>Complete the student book activity either by telling your parents the answers or completing the worksheet.</p>	<p>Guided Reading (PMeCollection online books)</p> <p>Re read Wednesday's book and then choose a new book from PMeCollection to read to a family member.</p> <p>Website: https://app.pmeCollection.com.au/login</p> <p>Soundwaves</p> <p>Today's lesson will be a revision lesson. Explore all</p>


Monday 11.10.21	Tuesday 12.10.21	Wednesday 13.10.21	Thursday 14.10.21	Friday 15.10.21
<p>member.</p> <p>Website:</p> <p>https://app.pmecollecton.com.au/login</p> <p>Soundwaves</p> <p>Today's sound is 's' for 'Measure the treasure'. Listen to the chant on Soundwaves.</p> <p>Explore the sound 's' for 'Measure the treasure' on Soundwaves kids.</p> <p>www.soundwaveskids.com.au</p> <p>Complete the student book activity either by telling your parents the answers or completing the worksheet.</p> <p>English</p> <p>Your focus fox words are: rain, day, play, game, come, some, they</p> <p>Can you find sticks,</p>	<p>'Measure the treasure'. Listen to the chant on Soundwaves.</p> <p>Explore the sound 's' on Soundwaves kids.</p> <p>www.soundwaveskids.com.au</p> <p>Complete the student book activity either by telling your parents the answers or completing the worksheet.</p> <p>English</p> <p>Your focus fox words are: rain, day, play, game, come, some, they</p> <p>Rainbow write your focus fox words. Read your sentences to a family member.</p> <p>E.g rain</p> <p>Writing</p> <p>Listen to Mrs Minogue read 'Moo' by Alison Lester.</p>	<p>seesaw.</p> <p>Explore the sounds 'ai, ay, a_e' on Soundwaves kids.</p> <p>www.soundwaveskids.com.au</p> <p>Complete the student book activity either by telling your parents the answers or completing the worksheet.</p> <p>English</p> <p>Your focus fox words are: rain, day, play, game, come, some, they</p> <p>Bubble write your focus fox words and colour them in.</p> <p style="text-align: center;">  </p> <p>Writing</p> <p>Listen to Mrs Minogue</p>	<p>English</p> <p>Fill in the missing letters to make up the focus fox words. You may look at the words if you need help!</p> <p>rain, day, play, game, come, some, they</p> <p>r _ _ n d _ _ p l _ _ g _ m _ _ o m e _ o m e _ _ e y</p> <p>Practise reading these words to a family member.</p> <p>Library zoom lesson with Mr Philpott</p> <p>Writing</p> <p>Listen to Mrs Minogue read 'Splash!' by Alison</p>	<p>the sounds we have learnt, their chant and action.</p> <p>Click on this link and press 'all sounds'</p> <p>https://online.fireflyeducation.com.au/program/soundwaves/graphemes/unit/1/soundinfokit</p> <p>Complete the match the word beginnings and endings worksheet. (worksheet attached)</p> <p>English</p> <p>Focus fox words: rain, day, play, game, come, some, they</p> <p>Write four different sentences using a different focus fox word in each sentence. Circle the focus fox word you have used. Read your sentences to a family member.</p> <p>Science - Sliding, Rolling and Spinning</p>

Monday 11.10.21	Tuesday 12.10.21	Wednesday 13.10.21	Thursday 14.10.21	Friday 15.10.21
<p>leaves, pasta, playdough, pegs etc to make your focus fox words?</p> <p>Writing</p> <p>Listen to the Onomatopoeia Alphabet by Jack Hartmann https://www.youtube.com/watch?v=FBQCgjo1QTU</p> <p>Listen to Mrs Minogue read 'Purr' by Alison Lester.</p> <p>Today we are going to revise onomatopoeia.</p> <p>Onomatopoeia is a word whose sound suggests its meaning e.g What do you say happy birds? Tweet, tweet, tweet.</p> <p>'Tweet!' is the sound that the birds make.</p> <p>Complete the 'Purr' attached worksheet.</p> <p>Look at each animal picture and write what</p>	<p>Today we are going to make our sentences more interesting by using onomatopoeia, adjectives and verbs.</p> <p>Onomatopoeia are sound words, adjectives are describing words and verbs are doing words.</p> <p>Complete the 'Moo' attached worksheet.</p> <p>Look at each animal picture and write what sound they would make.</p> <p>Choose one of the animals from your worksheet and complete the following passage.</p> <p>E.g if you choose a sheep, your sentence will look like this. (Remember, there are lots of animals for you to</p>	<p>read 'Roar' by Alison Lester.</p> <p>Today we are going to continue making our sentences more interesting by using onomatopoeia, adjectives and verbs.</p> <p>Onomatopoeia are sound words, adjectives are describing words and verbs are doing words.</p> <p>Complete the 'Roar' attached worksheet.</p> <p>Look at each animal picture and write what sound they would make.</p> <p>Choose one of the animals from your worksheet and complete the following passage.</p> <p>E.g if you choose a crocodile, your sentence will look like this.</p>	<p>Lester.</p> <p>Today we are going to continue making our sentences more interesting by using onomatopoeia, adjectives and verbs.</p> <p>Onomatopoeia are sound words, adjectives are describing words and verbs are doing words.</p> <p>Complete the 'Splash' attached worksheet.</p> <p>Look at each animal picture and write what sound they would make.</p> <p>Choose one of the animals from your worksheet and complete the following passage.</p> <p>E.g if you choose a whale, your sentence will look like this. (Remember, there are</p>	<p>Watch the video below https://www.youtube.com/watch?v=zPZmD3x4_Nc</p> <p>Discuss the idea of what it means to be still. What does your body look like? Is there any movement?</p> <p>Watch Mrs Proctor's video about toys.</p> <p>Activity 1 - 'Mystery object/toy game'</p> <p>Choose one toy from home and give three clues for your teacher to guess your mystery toy. (toy car, train, stuffed toy, blocks etc)</p> <p>Examples of clues: "This toy can move." "This toy has wheels." "This toy is wooden."</p> <p>You can voice record or write your clues and post them on Seesaw.</p> <p>Activity 2 - Movement words poster</p> <p>Use the following words to</p>

	Monday 11.10.21	Tuesday 12.10.21	Wednesday 13.10.21	Thursday 14.10.21	Friday 15.10.21
	<p>sound they would make.</p> <p>Choose one of the animals from your worksheet and complete the following passage.</p> <p>E.g if you choose a dog, your sentence will look like this. (Remember, there are lots of animals for you to choose from)</p> <p>Woof, woof! I see the _____.</p> <p>Draw a picture to match your sentence.</p>	<p>choose from)</p> <p>Baa, Baa! I see a woolly white sheep eating the long green grass.</p> <p>Using 3 different colours, can you circle the onomatopoeia in red, can you circle the adjectives in blue, and can you circle the verbs in green.</p> <p>Draw a picture to match your sentence.</p>	<p>(Remember, there are lots of animals for you to choose from)</p> <p>Snap, snap! I see a scary green crocodile taking a nap.</p> <p>Using 3 different colours, can you circle the onomatopoeia in red, can you circle the adjectives in blue, and can you circle the verbs in green.</p> <p>Draw a picture to match your sentence.</p>	<p>lots of animals for you to choose from)</p> <p>Whoo, whoo! I see a huge blue whale.</p> <p>Using 3 different colours, can you circle the onomatopoeia in red, can you circle the adjectives in blue, and can you circle the verbs in green.</p> <p>Draw a picture to match your sentence,</p>	<p>create a colourful poster.</p> <p>Slide, roll, push, pull, turn, spin and bounce.</p> 
Break	Break (30 mins)	Break (30 mins)	Break (30 mins)	Break (30 mins)	Break (30 mins)

	Monday 11.10.21	Tuesday 12.10.21	Wednesday 13.10.21	Thursday 14.10.21	Friday 15.10.21
	Eat & Play	Eat & Play	Eat & Play	Eat & Play	Eat & Play
Session 2	<p>Mathematics</p> <p>Subtraction</p> <p>Watch 'Pete the Cat and the Missing Cupcakes.'</p> <p>https://www.youtube.com/watch?v=5ua2-niw8so</p> <p>Make 10 cupcakes with playdough or paper.</p> <p>Take 1 away and write the number sentence 10 take away 1 is 9 or $10-1=9$.</p> <p>Start again with your 10 cupcakes.</p> <p>Try taking away 2 cupcakes, 3 cupcakes, 4, 5, 6, 7, 8, 9 and 10 cupcakes.</p> <p>Write your number sentences or say them to a family member.</p> <p>Watch 'Counting to 50.'</p> <p>https://www.youtube.com/watch?v=EQHLjYJ</p>	<p>Mathematics</p> <p>Subtraction</p> <p>Watch 'Mr Brown's Magnificent Apple Tree'</p> <p>https://www.youtube.com/watch?v=Sw8WNp0Hjrw</p>  <p>Make a tree using coloured paper or draw with coloured pencils.</p> <p>Draw 12 red apples and cut them out.</p> <p>Place some apples on your tree (do not glue them down yet). Try taking away 1 or 2 of your apples and say the</p>	<p>Mathematics</p> <p>Number 12</p> <p>Watch 'I Can Show Numbers in So Many Ways'</p> <p>https://www.youtube.com/watch?v=IAQ2HTqTI2w</p> <p>Today we are going to revise the number 12 by completing a number talk.</p> <p>Write the number 12 in the middle of your piece of paper.</p> <p>How many ways can you make the number 12.</p> <p>Draw 12 balls.</p> <p>Write the word twelve.</p> <p>Write the number that comes before and after 12.</p> <p>Show 12 using tally marks.</p>	<p>Mathematics</p> <p>Volume and Capacity</p> <p>Watch 'Capacity'</p> <p>https://www.youtube.com/watch?v=M5UqTJDJSdA</p> <p>Ask Mum or Dad for a cup or container that you can use at the sink or the bathtub.</p> <p>Can you make your cup empty, full, half full, nearly empty and nearly full.</p> <p>Complete the worksheet to make the containers full, empty and half full.</p> <p>Write the numbers from 1-20. Please try to write your numbers carefully and neatly.</p> <p>Challenge: Can you write the numbers to 30? 40? Or 50?</p>	<p>Mathematics</p> <p>Volume and Capacity</p> <p>Watch 'Comparing Capacities'</p> <p>https://www.youtube.com/watch?v=hFO1I0dgmUu</p> <p>Ask Mum or Dad to help you collect 3 or 4 different sized containers that you can use at the sink or the bathtub.</p> <p>Predict which container do you think will hold the most water?</p> <p>Which will hold the least?</p> <p>Experiment by pouring water from one container to another.</p> <p>Do any containers hold about the same amount of water?</p> <p>Complete worksheet - Holds More, Holds Less.</p> <p>Watch 'The Numbers in</p>

Monday 11.10.21	Tuesday 12.10.21	Wednesday 13.10.21	Thursday 14.10.21	Friday 15.10.21
<p>xLDI</p>	<p>number sentence to a family member.</p> <p>Experiment by starting with a different number of apples on the tree. Then take some away. Remember to say your number sentence to a family member each time.</p> <p>Choose your favourite number sentence. Glue the apples onto the tree to show this and record your number sentence on the worksheet.</p> <p>Watch 'Let's Get Fit Count to 100'</p> <p>https://www.youtube.com/watch?v=1dkPouLWCyc</p>	<p>Double 6?</p> <p>I had 10 blue balls and 2 red skipping ropes. How many toys are there altogether?</p> <p>Can you think of some more ways to make the number 12?</p> <p>Can you find the number 12 somewhere in your house?</p> <p>Be as creative as you like!</p> <p>Try to think of some different ways to show the number 12!</p> <p>Practice counting backwards from 20.</p> <p>Watch 'The Counting Down from 20 Song.'</p> <p>https://www.youtube.com/watch?v=fS60rraBhz4</p> <p>Try counting backwards from a higher number like 30 or 40. Next week we will be practising subtraction.</p>	<p>Play some games on iMaths Kids</p> <p>www.imathskids.com.au</p> <p>Student login: some685</p>	<p>the Teens They Start with a 1.'</p> <p>https://www.youtube.com/watch?v=1W5aYi3Ikh</p> <p>o</p>

Monday 11.10.21	Tuesday 12.10.21	Wednesday 13.10.21	Thursday 14.10.21	Friday 15.10.21	
			<p>12-3pm Wellbeing Wednesday</p> <p>Keep Moving! Make up a dance routine to your favourite song. Can you perform this for your family?</p> <p>Ping pong story telling! Write the opening sentence to a story, then someone else writes the next line. Then it's your turn again! Keep alternating until you have a full story.</p> <p>Get Cooking! Help a family member prepare a meal or help wash up.</p>  <p>We hope you enjoy for afternoon!</p>		

	Monday 11.10.21	Tuesday 12.10.21	Wednesday 13.10.21	Thursday 14.10.21	Friday 15.10.21
Break	Break (1 hour) Eat & Play	Break (1 hour) Eat & Play	Break (1 hour) Eat & Play	Break (1 hour) Eat & Play	Break (1 hour) Eat & Play
Session 3	Community Language	<p>Singing and Dancing on zoom</p> <p>The Kindy teachers will invite you on zoom for a fun filled afternoon of singing and dancing.</p> <p>If you are unable to join on zoom you can sing along to some of your own songs or go to ABC iview and watch one episode of Playschool.</p> <p>https://iview.abc.net.au/video/CH1712H021S00</p>		<p>Physical Education</p> <p>Let's Get Active:</p> <p>Join Mrs. Mitkovski for some exercise and dancing.</p>	<p>Creative Art</p> <p>Enjoy drawing a cute Nemo fish!</p> <p>https://www.youtube.com/watch?v=-C-EXNrxt-s</p> <p>Don't forget to upload it for your teachers to see!</p> <p>Congratulations Kindergarten on 'Learning from Home'. All the Kindergarten teachers look forward to seeing you back at school on Monday, 18th October 2021.</p>



- 1 Colour each coin that has a word with **three sounds red**.
 Colour each coin that has a word with **two sounds blue**.
 Which pirate ship has the most coins?

ch i n o n h u g s u n t a p

b a g s h o p d u c k r o b i s

l o n g u p a m i n o f f

i t m e s s a t

f i z z



- 1 Colour the letters for **ai ay a_e** in each List Word.

rain	day	cake
tail	play	game

- 2 Write a stroke on the line for each sound you hear in the picture name.

- 3 Write the correct letters for **ai ay a_e** in each word.













r _ _ n p l _ _ c _ k _

- 4 Finish the sentences with the words from the sail.

Can I _____ with you?
 The _____ was fun.
 I ate the _____.



BLM GM101 F © Firefly Education GM101 & 102 Match Up: Words to Pictures

F © Firefly Education GM101 	F © Firefly Education GM101 	F © Firefly Education GM101 
F © Firefly Education GM101 	F © Firefly Education GM101 	F © Firefly Education GM101 
F © Firefly Education GM101 	F © Firefly Education GM101 	F © Firefly Education GM101 
F © Firefly Education GM101 	F © Firefly Education GM101 	F © Firefly Education GM101 

Sound Waves F Black Line Masters © Barbara Murray and Terri Watson 2018 Firefly Education

ISBN 978 1 74135 351 8

BLM GM102 F © Firefly Education GM101 & 102 Match Up: Words to Pictures

F © Firefly Education GM102 train	F © Firefly Education GM102 gate
F © Firefly Education GM102 tray	F © Firefly Education GM102 rake
F © Firefly Education GM102 nail	F © Firefly Education GM102 rain
F © Firefly Education GM102 tail	F © Firefly Education GM102 snail
F © Firefly Education GM102 chain	F © Firefly Education GM102 cake
F © Firefly Education GM102 baby	F © Firefly Education GM102 hay

Sound Waves F Black Line Masters © Barbara Murray and Terri Watson 2018 Firefly Education

ISBN 978 1 74135 351 8

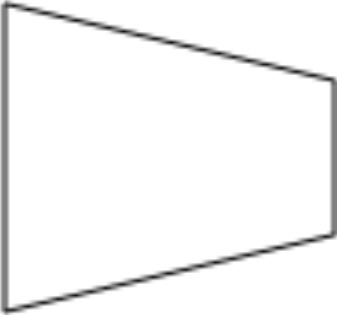

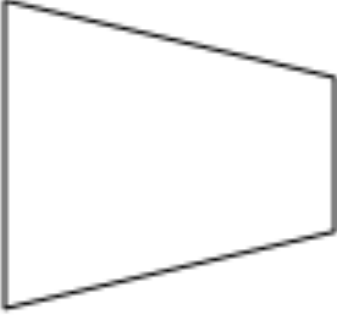

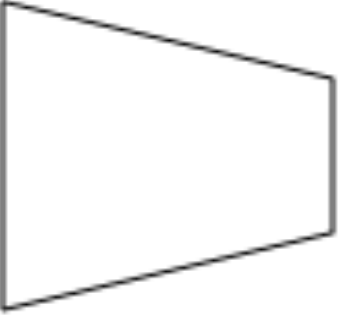

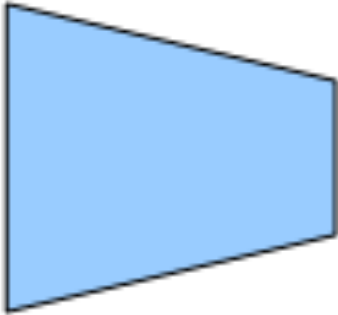
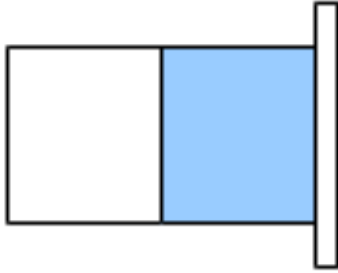
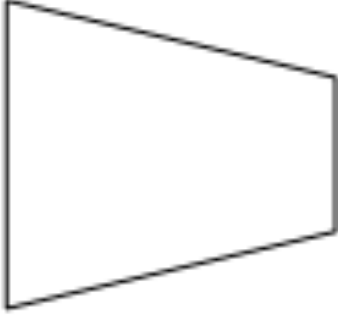
There were _____ apples in the tree. _____ apples fell out. How many apples are left?

$$\square - \square = \square$$

Capacity

Name _____

Draw the correct amount of liquid in each container.

 <p>half full</p>	 <p>full</p>	 <p>empty</p>
 <p>full</p>	 <p>empty</p>	 <p>half full</p>
 <p></p>	 <p></p>	 <p></p>








MG19 Holds more, holds less

Circle the picture which holds **more**.

Circle the picture which holds **less**.

Purr






Match the picture to the sound each animal makes.

 <p>cat</p>	
 <p>goldfish</p>	
 <p>dog</p>	
 <p>mouse</p>	
 <p>bird</p>	

Woofi Woofi	Purri Purri	Squeaki
Splishi Splashi	Tweeti	Tweeti

Moo








Match the picture to the sound each animal makes.

 pig	
 hen	
 cow	
 goat	
 duck	

Cluck! Cluck!	Moo! Moo!	Oink! Oink!
Meh! Meh!	Quack!	Quack!

Roar






Match the picture to the sound each animal makes.

 <p>Huff</p>	
 <p>Huff</p>	
 <p>Ta Ta</p>	
 <p>Ta Ta</p>	
 <p>leopard</p>	
 <p>snake</p>	
 <p>lion</p>	

Roar! Roar!	Huff! Huff!	Ssi Ssi
Growl! Growl!	Tai Tai	

Splash

Match the picture to the sound each animal makes.

 <p>crab</p> <p>Clack</p>	
 <p>dolphin</p> <p>click</p> <p>cuck cuck</p>	
 <p>seal</p>	
 <p>seahorse</p>	
 <p>penguin</p> <p>squawk</p>	



Click! Clack!

Eei Eei

Arti Arti

Bubble! Bubble!

Click!

Click!