

Framework for Learning from Home – Year 4 Term 4 Week 1 2021

For some of the activities below you may need your parents help. Show each completed activity to your parents and upload to Seesaw if required.
有一些活动你也许需要你父母的帮助,记得给你的父母看你完成的每一个活动并且上传到 **Seesaw** 上如果需要的话。

	Monday 4 October 周一	Tuesday 5 October 周二	Wednesday 6 October 周三	Thursday 7 October 周四	Friday 8 October 周五
	<div style="background-color: yellow; padding: 10px; text-align: center;"> <p>PUBLIC HOLIDAY 公众假期</p> </div>	<p>PE – Fitness 体育-健身</p> <p>Dance to: 'Dance Monkey' Click on the link below: 跳 'Dance Monkey' 点击以下的链接: https://www.youtube.com/watch?v=6JPKVD UT-Q</p> <p>Art – Choose 1 or 2 drawings Click on the link below. 艺术- 选择 1-2 个图画。 点击以下的链接。 1. Follow the instructions to draw a Penrose triangle - an optical illusion and add colour. 1. 按照说明绘制彭罗斯三角形 - 光学错觉并添加颜色。 How To Draw A Penrose Triangle - Optical Illusion - YouTube 2. Follow instructions to draw an Iron Golem Minecraft and</p>	<p>PE – Fitness 体育-健身</p> <p>Move to: 动起来: 'I like to move it' Click on the link below: 点击以下的链接: https://www.youtube.com/watch?v=ziLHZeKbMUo</p> <p>English - Informative Text 英语- 有信息的文本 Topic: Indigenous Australian tools 主题:澳洲原住民的工具 1.Complete the <i>See, Think, Wonder</i> activity with images of indigenous Australian artefacts (object/tools). Look at each artefact (object/tool) and think about what each one might be used for and write your guess in</p>	<p>PE – Fitness 体育-健身</p> <p>Boogie to: 一起摆动: 'Body Boogie Dance' https://www.youtube.com/watch?v=cZeM18fPbvI</p> <p>English - Informative Text 英语-有信息的文本 1. Watch the video of how a boomerang is made. Write three interesting facts. 1.观看视频看一看 boomerang 是怎么被制造的. 写出三个有趣的事实. Aboriginal Innovations - YouTube 2.Read the description of the hunting boomerang tool. Answer the questions about the language used in the description.</p>	<p>PE – Fitness 体育-健身</p> <p>Move your hands and feet to: 把你的手和你的脚动起来: 'YMCA' https://www.youtube.com/watch?v=nSJMfUT4ez4</p> <p>English 英语 Reading for Fun (20m): 愉快的阅读时间(20 分钟): Choose one of the following 从以下选项选择一个 1) Your own book 你自己的书 2) in2era https://in2era.com.au 3) Storyonline 线上故事 https://storyonline.net</p> <p>English: - Informative Text</p>

	Monday 4 October 周一	Tuesday 5 October 周二	Wednesday 6 October 周三	Thursday 7 October 周四	Friday 8 October 周五
		<p>add colour. 按照说明绘制铁戈莱姆矿船并添加颜色。 How To Draw A Minecraft Iron Golem - YouTube</p> <p>Upload to Seesaw. 上传到 Seesaw.</p> <p>Spelling: 拼写: Online and access Unit 29: 线上登录到第 29 单元: www.soundwaveskids.com.au Complete page 1 of Unit 29. (page attached) 完成第 29 单元的第 1 页(附页)</p> <p>Upload to Seesaw. 上传到 Seesaw.</p> <p>Optional 可选择的 Choose one of the games on Sound Waves to practise your spelling words. 选择 Soundwaves 上的一个游戏来练习你的拼写单词.</p> <p>Upload to Seesaw. 上传到 Seesaw.</p>	<p>the column. Use the answer sheet to check. 2. Read the matrix (table) of indigenous artefacts (tools/objects). Match the images to the description. Use the answer sheet to check your answers. 3. Highlight the noun groups, verbs and technical vocabulary in each description.</p> <p>1. 用澳大利亚土著文物(对象/工具)的图像完成"看、想、想、奇观"活动。 查看每个人工制品(对象/工具), 并思考每个人工制品可能用于什么目的, 并在专栏中写下你的猜测。 使用答题表进行检查。</p> <p>2. 阅读土著文物(工具/物品)的矩阵(表)。 将图像与描述匹配。 使用答案表检查你的答案。</p> <p>3. 在每个描述中突出名词组、动词和技术词汇。</p> <p>Upload to Seesaw. 上传到 Seesaw.</p> <p>Spelling: 拼写:</p>	<p>For example; name of the artefact, material it is made out of, looks like, purpose, interesting facts. 3. Writing: Choose an artefact (tool/object) from the matrix that you would like to write a description about. Use the information in the matrix to write a description of your chosen artefact (tool/object). Check you have included noun groups, verbs and technical vocabulary.</p> <p>2. 阅读狩猎工具的描述。回答有关描述中使用的语言的问题。 例如: 文物名称, 材料, 它是由, 看起来像, 有目的性, 有趣的事实。</p> <p>3. 写作: 从要编写描述的矩阵中选择一件人工制品(工具/对象)。 使用矩阵中的信息来编写所选文物(工具/对象)的描述。检查是否包含名词组、动词和技术词汇。</p> <p>Upload to Seesaw. 上传到 Seesaw.</p> <p>Spelling: 拼写:</p>	<p>英语-有信息的文本 1. Read the descriptions on the worksheet, "Which tool/object am I?" It contains descriptions and images of tools/objects. Write the name of the artefact. Check your answers from the answer sheet.</p> <p>2. Writing Clues. Choose an artefact (tool/object) that is interesting to you. Draw an image of it and label it. Write clues for the tool/object. Your clues will be shared with your peers in another lesson.</p> <p>1. 阅读作业纸上的描述, "我是哪个工具/对象?" 它包含工具/对象的描述和图像。 写上文物的名称。 从答题表中查看你的答案。</p> <p>2. 写线索。选择一件使你感兴趣的人工制品(工具/对象)。 绘制它的图像并标记它。为工具/对象编写线索。你的线索将会在之后的课中与你的同学分享。</p> <p>Upload your drawing and</p>

	Monday 4 October 周一	Tuesday 5 October 周二	Wednesday 6 October 周三	Thursday 7 October 周四	Friday 8 October 周五
		<p>Reading for Fun 20m: 愉快的阅读时间 20 分钟:</p> <p>1) Your own book 你自己的书 2) in2Era https://in2era.com.au 3) Storyonline 线上故事 https://storyonline.net</p>	<p>Online and access Unit 29: 线上登录到第 29 单元: www.soundwaveskids.com.au</p> <p>Complete page 2 of Unit 29. (page attached) 完成第 29 单元的第 2 页(附页)</p> <p>Upload to Seesaw. 上传到 Seesaw.</p> <p>Optional 可选择的 Choose one of the games on Sound Waves to practise your spelling words. 选择 SoundWaves 上的一个游戏来完成你的拼写单词. Upload to Seesaw. 上传到 Seesaw.</p>	<p>Go to Sound Waves Online and access Unit 29: 登录 SoundWaves 第 29 单元 www.soundwaveskids.com.au Password: stir680 密码:stir680</p> <ul style="list-style-type: none"> • Copy spelling words into your book • Create a new column to record your spelling words again. This time remember to look, cover and then write each word. • Check to make sure you have spelt your words correctly. • Choose one of the games on Sound Waves to practise your spelling words. • 将拼写单词复制到你的书中 • 创建新列以再次记录拼写单词。这次记得看, 盖住, 然后写每个字。 • 检查以确保你拼写正确。 • 选 SoundWaves 游戏之一来练习拼写 	<p>clues to Seesaw. 上传你的绘画和线索到 Seesaw.</p>

	Monday 4 October 周一	Tuesday 5 October 周二	Wednesday 6 October 周三	Thursday 7 October 周四	Friday 8 October 周五
				单词。 Upload to Seesaw. 上传到 Seesaw. Reading for Fun (20m): 愉快的阅读时间(20 分钟) 1) Your own book 你自己的书 2) in2Era https://in2era.com.au 3) Storyonline 线上故事 https://storyonline.net	
Break 休息	Break (30 mins) Eat & Play 休息 (30 分钟) 吃和玩	Break (30 mins) Eat & Play 休息 (30 分钟) 吃和玩	Break (30 mins) Eat & Play 休息 (30 分钟) 吃和玩	Break (30 mins) Eat & Play 休息 (30 分钟) 吃和玩	Break (30 mins) Eat & Play 休息 (30 分钟) 吃和玩
Session 2 第二阶段		Mathematics 数学 Patterns & Algebra 规律和代数 Click on the following link to watch 'Addition and Subtraction – Balance Equations': 点击以下的链接观看'加法和除法-平衡等式' https://www.youtube.com/watch?v=l4dPBVhPBdo Now it is your turn to practise balancing addition and subtraction number sentences. Click on the following link to play Addition and Subtraction -	Wellbeing Wednesday 健康周三 <ul style="list-style-type: none"> • Take some time away from technology • Draw a picture • Make a cubby house • Ask a family member to take you for a walk • Ride your bike or skateboard • 从电子产品中抽离一些时间 	Mathematics 数学 Temperature: 温度: We will be looking at reading the temperature from thermometers. 我们会学习如何从温度计上读温度 Watch the video below: 观看以下视频: https://www.youtube.com/watch?v=J2ux8dkaUDO Complete the worksheets attached to this framework. 'Reading Thermometers' 完成这个表里 'Reading	Mathematics 数学 Temperature: 温度: Watch the video below: 观察以下视频: https://www.youtube.com/watch?v=WcJTsoXGb78 Complete the worksheets attached to this framework. 'Temperature Word Problems' 完成作业纸 'Temperature Word Problems' Click on the link below to

	Monday 4 October 周一	Tuesday 5 October 周二	Wednesday 6 October 周三	Thursday 7 October 周四	Friday 8 October 周五
		Balance Equations: 现在轮到你练习平衡加减号句子了。单击以下链接以播放"添加和减法" - 平衡方程: https://au.mathgames.com/skill/4.55-addition-and-subtraction-balance-equations-up-to-100	<ul style="list-style-type: none"> • 绘制图片 • 做一个幼崽屋 • 请家人带您去散步 • 骑自行车或滑板 	Thermometers' 的作业纸。 Now we will be looking and reading negative numbers on a thermometer. 现在我们将看如何读温度计上的负数。 Watch the video below: 观看以下的视频: https://www.youtube.com/watch?v=EjXicn21s0c Complete the worksheets attached to this framework. 'What is the temperature' 'Colour the thermometer' 完成这个表格中附的作业纸 'What is the temperature' 'Colour the thermometer' LIBRARY ZOOM 图书馆 ZOOM	play the temperature game. 点击以下链接并且玩温度游戏。 https://www.iknowit.com/lessons/d-temperature-celsius.html ASSEMBLY ZOOM 集会 ZOOM
Break 休息	Break (1 hour) Eat & Play 休息 (1 小时) 吃和玩	Break (1 hour) Eat & Play 休息 (1 小时) 吃和玩	Break (1 hour) Eat & Play 休息 (1 小时) 吃和玩	Break (1 hour) Eat & Play 休息 (1 小时) 吃和玩	Break (1 hour) Eat & Play 休息 (1 小时) 吃和玩
Session 3 第三阶段		Languages: 语言: Please complete the language activity assigned by your language teacher. 请完成你的语言老师给你布	Free Time 自由时间	History: 历史: <i>The Aboriginal people are Australia's first peoples and the original owners of Australia.</i>	No Creative Arts Activity 没有创意艺术的活动。 Assembly is scheduled 有安排好的集会活动

	Monday 4 October 周一	Tuesday 5 October 周二	Wednesday 6 October 周三	Thursday 7 October 周四	Friday 8 October 周五
		<p>置的任务.</p> <p>Post your answers on Seesaw. 把你的答案上传到 Seesaw.</p>		<p>They are thought to have been living in Australia for around 60,000 years. This makes the Aboriginal people one of the oldest living races on Earth.</p> <p>Look at the map on the worksheet. It shows parts of the Pacific, parts of Asia and Australia. The green colour shows the land that exists now in the present day. The yellow colour shows the way scientists think the land existed 65,000 years ago.</p> <p>Study the map and then answer the 5 questions. You may write your answers on separate paper if you wish. You do not need to write out the question, just number your answers. Take a photo and upload to Seesaw.</p> <p>土著人是澳大利亚的第一批民</p>	

	Monday 4 October 周一	Tuesday 5 October 周二	Wednesday 6 October 周三	Thursday 7 October 周四	Friday 8 October 周五
				<p>族, 也是澳大利亚的原主人。据信他们在澳大利亚生活了大约 60, 000 年。这使得原住民成为地球上最古老的种族之一。</p> <p>看看作业纸上的地图。它显示了太平洋的部分地区, 亚洲和澳大利亚的部分地区。绿色显示了现在存在的土地。黄色显示了科学家认为这片土地在 65, 000 年前存在的方式。</p> <p>学习地图并且完成 5 个问题。你也许可以在不同的纸上写出你的答案。你不需要写问题, 只需要将你的答案表上数字。拍一张照片上传到 Seesaw.</p> <p style="text-align: center;">Upload your work to Seesaw. 把你的作业上传到 Seesaw.</p>	

Unit 29



oo ew ue u_e u boot screw glue flute ruler

List Words

- new _____
- soon _____
- flew _____
- crew _____
- drew _____
- true _____
- truth _____
- used _____
- shoe _____
- roof _____
- broom _____
- June _____
- rule _____
- beautiful _____
- useful _____
- fruit _____
- juice _____
- suit _____
- cruel _____
- through _____
- Tuesday _____
- balloon _____
- computer _____
- rescue _____
- pollute _____

1 Circle the letters that represent oo ew ue u_e u in the List Words.

2 Write any other letters that can represent oo ew ue u_e u on the Grapheme Chart. Write one word example for each.


3 Write one stroke for every sound in each List Word.

4 Unjumble the letters to make oo words. Write the oo ew ue u_e u words on the boot.

nomo _____	ogod _____	_____
foro _____	todos _____	_____
noso _____	rombo _____	_____
odoh _____	krooc _____	_____
opnso _____	laboonl _____	_____

Grapheme Chart

letters	words



5 Circle the words where letters ew, u_e and ue represent yoo. The letters ew, u_e and ue can represent oo ew ue u_e u as in screw, flute and glue. The letters ew, u_e and ue can represent yoo as in few, cube and argue.

new threw crew flew used rule June cruel true rescue

6 Finish the List Words with ew, ue, u_e, ui or u to represent oo ew ue u_e u. Write each word in the right row. Colour the kangaroo that gets the boot.

fl__ fr__t __s__d n__ tr__th r__l__ T__sday
tr__ cr__ resc__ s__t cr__el dr__ comp__ter



7 Join the word beginnings and endings to make List Words.

s	oe	_____	use	day	_____
tr	uit	_____	res	ful	_____
sh	uit	_____	poll	oon	_____
fr	ough	_____	ball	ce	_____
cr	uth	_____	Tues	ute	_____
thr	uel	_____	jui	cue	_____

8 Rewrite these words adding the endings.

👉 Go to Helpful Hints (2b) and (2d).

✦ To add endings starting with a consonant, we usually leave the **e**, for example use – useful.

use	rescue	juice
ing _____	ing _____	ing _____
ful _____	s _____	er _____
less _____	er _____	y _____

9 Rewrite these List Words adding the missing letters.

Tuesday _____	beatiful _____	comuter _____
polute _____	baloon _____	throgh _____

10 Make three compound words from each row by joining pairs of words. Use each word only once.

tooth	lace	wet	shoe	paste	suit	_____
room	moon	class	case	suit	light	_____
due	news	ever	over	who	paper	_____

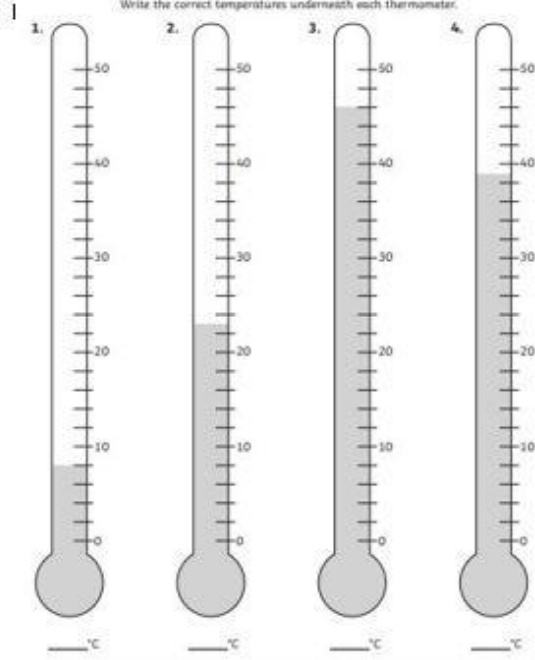
Challenge

Find two five-letter **ooew ue u-e u** words to match the clues in each set of letters.

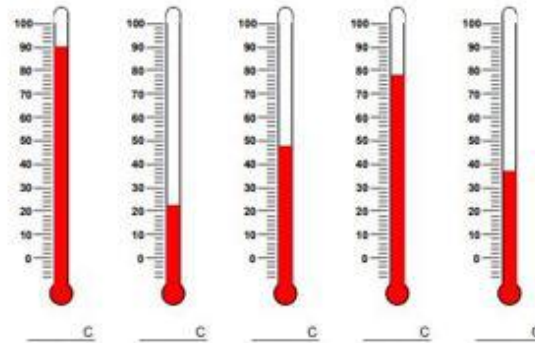
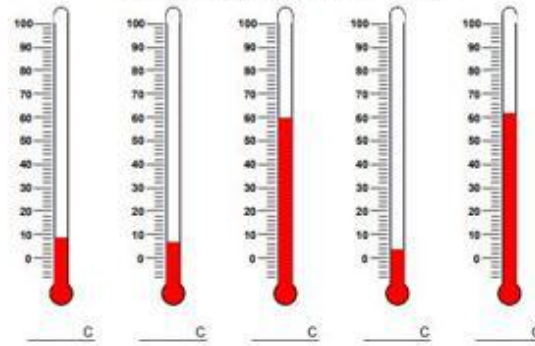
sweep with this and a boat	cbarnooome	_____	_____
good to drink and not a lie	jtruuitceh	_____	_____
grows on trees and helps you eat	sfprouiotn	_____	_____
nasty and musical instrument	fclruuteel	_____	_____
marries the bride and ice house	girgloomo	_____	_____
watch it on TV and young person	myoovuthie	_____	_____
an animal and to disagree	gaorgsuee	_____	_____

Reading Thermometers

Write the correct temperatures underneath each thermometer.

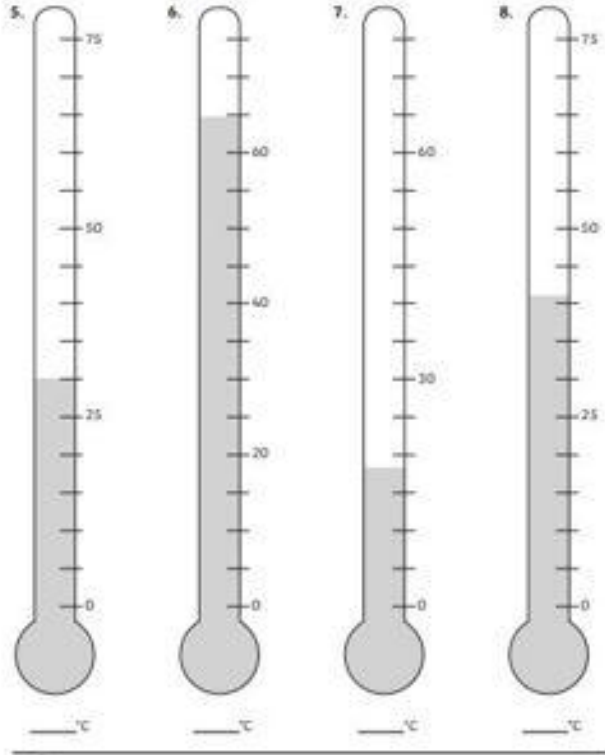


Find the temperature for each thermometer.



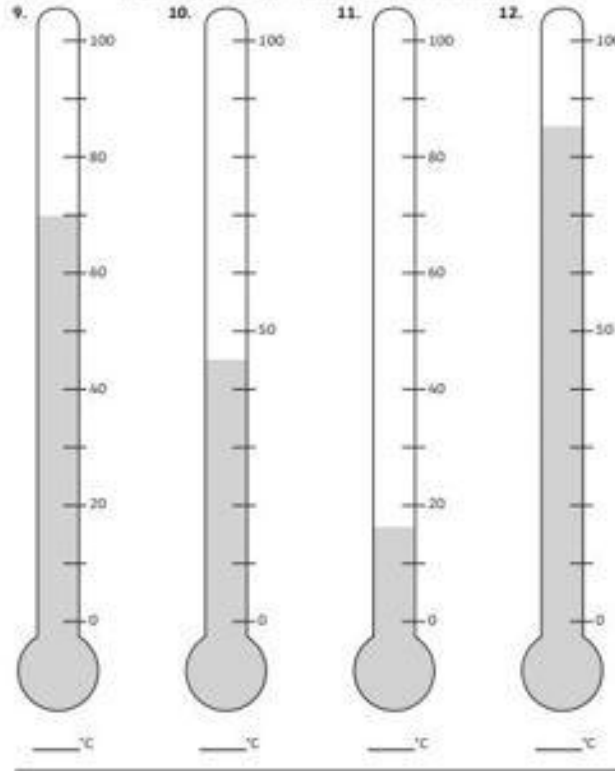
Reading Thermometers

Write the correct temperatures underneath each thermometer.











Reading Thermometers









Write the correct temperatures underneath each thermometer.




What is the temperature read in each thermometer?

1)  <input type="text"/>	2)  <input type="text"/>	3)  <input type="text"/>	4)  <input type="text"/>
5)  <input type="text"/>	6)  <input type="text"/>	7)  <input type="text"/>	8)  <input type="text"/>



What is the temperature read in each thermometer?

1)  <input type="text"/>	2)  <input type="text"/>	3)  <input type="text"/>	4)  <input type="text"/>
5)  <input type="text"/>	6)  <input type="text"/>	7)  <input type="text"/>	8)  <input type="text"/>

Colour The thermometers to show temperature



Colour the Thermometers to show temperature



Temperature Word Problems

1. At noon yesterday it was 24°C . At noon today it was 32°C . By how many degrees Celsius has the temperature increased? _____

2. This morning, it was 23°C in the desert. The temperature went up 9 degrees that afternoon. What was the afternoon temperature? _____

3. The school's thermostat was set to 22°C . The teacher wanted to set the temperature to 19°C . How many degrees cooler does the teacher want it to be? _____

4. Today, the temperature at the mountain pass is -23°C and the temperature in the valley is 1°C . How many degrees warmer is it in the valley? _____

5. Yesterday it was 31°C in Honolulu; it was 40 degrees cooler in Juneau. What was the temperature in Juneau? _____

© Learning Lab

Amazing Fact

The warmest temperature ever recorded at the South Pole was a freezing -12.3°C in December 2011, making it one of the coldest places on Earth.

Challenge

Complete the activities using negative numbers in a temperature context.

1. Put these temperatures in order, the coldest first.

a. 2°C , -8°C , -1°C , -6°C , -4°C

b. 6°C , 10°C , -16°C , -11°C , 14°C

c. 18°C , 10°C , -23°C , -25°C , -13°C , 12°C , 20°C

2. Which of these temperatures is lowest?

a. -4°C or -2°C

b. -8°C or 8°C

c. -16°C or -17°C

d. -5°C or -6°C



3. Answer the questions below:

a. The temperature rises by 15 degrees from -4°C . What is the new temperature?

b. The temperature falls from 11°C to -2°C . How many degrees does the temperature fall?

c. The temperature is 6°C . It falls by 8 degrees. What is the temperature now?

d. The temperature is -3°C . How much must it rise to reach 5°C ?

e. What is the difference in temperature between -4°C and 14°C ?

f. The temperature was -5°C . It falls by 6 degrees. What is the temperature now?

g. The temperature is -11°C . It rises by 2 degrees. What is the temperature now?

h. The temperature is -20°C . How much must it rise to reach -5°C ?
