

Framework for Learning from Home – Year 2 T4 W1 5th – 8th Oct

在家学习大纲 —— 二年级第四学期第一周 10.5-10.8

You will need help from a parent/carer. Show each completed activity to your parents so they can check it and/or help you post it on Seesaw. Remember to have regular breaks throughout the day for crunch and sip, recess and lunch, stretching and moving throughout the house in between activities. Please remember to take care with your work and present it neatly.

你将需要父母/看护人的帮助。向你的父母展示每项已完成的活动，以便他们检查和/或帮助你将其发布到 Seesaw。记住全天有规律的休息，吃水果，午休和午餐，在活动之间在整个房子里伸展和运动。请记得好好完成你的作业并整齐地呈现它。

	Monday 4/10 周一	Tuesday 5/10 周二	Wednesday 6/10 周三	Thursday 7/10 周四	Friday 8/10 周五
Morning Literacy 早晨读写	<p>Today is a Public Holiday. There will be no activities on Seesaw today.</p> <p>今天是公共假日所以 seesaw 上没有活动。</p>	<p>Spelling 拼写- We are looking at Soundwaves- Unit 29. The sounds this week are ‘oo’, ‘ew’, ‘ue’, ‘u_e’, ‘u’. Some examples are boot, screw, glue, flute ruler.</p> <p>我们学习 soundwaves - 第 29 单元。本周的声音是“oo”、“ew”、“ue”、“u_e”、“ew”。一些例子是靴子、螺丝、胶水、长笛，尺。</p> <p>www.soundwaveskids.com.au</p>	<p>Spelling – Segmenting Sounds 拼写-分解声音</p> <p>Find the segmenting tool on the soundwaves website and work out how many sounds each word has and which letters match.</p> <p>在 soundwaves 网站上找到分段工具，计算出每个单词有多少个发音以及哪些字母匹配。</p> <p>www.soundwaveskids.com.au</p> <p>Access code 密码: puff231</p>	<p>Spelling - Textbook 拼写-课本</p> <p>We have uploaded the first page of Unit 29 from the Soundwaves textbook. Complete the activities. Do the first page ONLY.</p> <p>我们上传了声波课本第 29 单元的第一页。完成活动。只做第一页。</p>	<p>Spelling - Textbook 拼写-课本</p> <p>We have uploaded the second page of Unit 29 from the Soundwaves textbook. Complete the activities. Do the second page ONLY.</p>

Access code 密码: puff231

Use the boot template provided (or draw your own), write as many words as you can think of that have the sounds above. Sound them out before your write them to make sure.

使用提供的靴子模板（或绘制自己的模板），尽可能多地写出你能想到的具有上述发音的单词。在你写它们之前先把它们读出来以确保他们是正确的。



Reading 阅读:

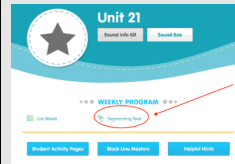
Visit 浏览

<https://in2era.com.au/home>

Username 用户名: hurstville

Password 密码: hurstville

Choose a **picture book or a book at your level** and read for



Informative Writing

信息性写作

Informative Writing gives information to the reader. View this video to find out more: 信息性写作向读者提供信息。观看此视频以了解更多信息：
https://www.youtube.com/watch?v=DN4d76QP_MA

Informative writing *stores knowledge* and is *valuable to our everyday life*. It includes procedures (How to brush your teeth), information reports (Facts about Whales) and explanations (How gears work). Discuss with an adult why it is important to store knowledge and how it is valuable to their everyday life.

信息性写作存储知识，对我们的日常生活很有价值。它包括程序（如何刷牙）、信息报告（关于鲸鱼的事实）和解释（齿轮如何工作）。与成年

Informative Writing

信息性写作

A **Procedure** tells us how to *make* or *do* something. View this video to learn how to write a procedure:

程序告诉我们如何制作或做某事。观看此视频以了解如何编写程序：

<https://youtu.be/AKJGPTiCbe4>

View Invisible Words by Josephine Croser 查看 Josephine Croser 的 Invisible Words : :
<https://in2era.com.au/products/readalong/items/11-invisible-words>

我们上传了声波课本第 28 单元的第二页。完成活动。只做第二页。

Explore some sounds and play the games for this unit on the Soundwaves website.
www.soundwaveskids.com.au.

Access code: puff231

Reading 阅读- Visit 浏览
<https://in2era.com.au/home>

Username 用户名: hurstville

Password 密码: hurstville

Choose a **picture book or a book at your level** and read for enjoyment. Try to aim for 10-20 minutes of reading.

选择一本图画书或符合你水平

		<p>enjoyment. Try to aim for 10-20 minutes of reading.</p> <p>选择一本图画书或符合你水平的书，然后阅读以享受乐趣。</p> <p>尝试以 10-20 分钟的阅读时间为目标。</p>	<p>人讨论为什么储存知识很重要，以及知识对他们的日常生活有何价值。</p> <p>View this procedure to make Jelly Boats: 查看此程序以制作果冻船： https://in2era.com.au/products/readalong/items/07-jelly-boats</p> <p>A procedure tells us how to <i>make</i> or <i>do</i> something. Under the title 'Procedure Titles' write 4 or more procedure titles. For example, 程序告诉我们如何制作或做某事。在“程序标题”标题下写 4 个或更多程序标题。例如，</p> <p style="text-align: center;"><u><i>Procedure Titles</i></u></p> <ul style="list-style-type: none"> • <i>How to make jelly boats</i> • <i>How to brush your teeth</i> • <i>How to...</i> <p>程序标题</p> <ul style="list-style-type: none"> • 如何制作果冻船 • 如何刷牙 	<p>Materials are all the things you will need to complete a task. Under the heading 'How to write invisible words', write the subtitle 'Materials'.</p> <p>材料是你完成任务所需的所有东西。在“如何写隐形词”标题下，写下副标题“材料”。</p> <p>Choose one way to write invisible words and list all the materials you will need to write them. For example, <u><i>How to write invisible words</i></u></p> <p><i>Materials:</i></p> <ul style="list-style-type: none"> • <i>A lemon</i> • <p>Take a photo of your writing and upload it to SeeSaw.</p> <p>选择一种书写隐形文字的方式，并列出生写它们所需的所有材料。例如，</p> <p><u><i>看不见的字怎么写</i></u></p> <p>材料：</p> <ul style="list-style-type: none"> • 一个柠檬 • <p>为你的写作拍照并将其上传到</p>	<p>的书，然后阅读以享受乐趣。</p> <p>尝试以 10-20 分钟的阅读时间为目标。</p>
--	--	---	--	--	---

			<ul style="list-style-type: none"> • <i>如何...</i> <p>Take a photo of your writing and upload it to SeeSaw.</p> <p>拍照并将你的作业上传到 SeeSaw。</p>	SeeSaw。	
Break 休息	Break 休息	Break 休息	Break 休息	Break 休息	Break 休息
Middle Maths 上午 数学		<p><u>Maths – Money – Cents and Dollars 数学 – 金钱 – 分和元</u></p> <p>Money – count and order small collections of coins and notes according to their value.</p> <p>货币 – 根据价值计算和订购少量硬币和纸币。</p> <p>View the animation which introduces Australian notes and coins:</p> <p>查看介绍澳大利亚纸币和硬币的动画： https://www.youtube.com/watch?v=rMy7WDt2Hr4</p> <p>Complete the activity on Seesaw where you put the money in</p>	<p><u>Maths – Money 数学 – 金钱</u></p> <p>Learn to recognise, order and count Australian coins and notes with the help of this video:</p> <p>借助此视频，学习识别、排列和计算澳大利亚硬币和纸币： https://www.youtube.com/watch?v=nvi1_DK7hJw</p> <p>Complete the activity on Seesaw to show different ways of making an amount of money.</p> <p>完成 seesaw 的活动，展示不同的安排同样数量的钱的方式。</p>	<p><u>Maths -Counting Money 数学-数钱</u></p> <p>Let's practise how to count collections of Australian coins together in this video! There will also be practise questions with answers at the end!</p> <p>在这个视频中，让我们一起练习如何计算澳大利亚硬币的收藏！最后还会有练习题和答案！</p> <p>https://www.youtube.com/watch?v=R36IxOtKafg</p> <p>Seesaw activity: How much money?</p>	<p><u>Maths - Counting Money 数学-数钱</u></p> <p>View the video to help you count Australian notes and coins.</p> <p>观看视频以帮助你数算澳大利亚纸币和硬币。</p> <p>https://www.youtube.com/watch?v=AEw5G9WiAkU</p> <p>Seesaw activity: The value of money. Complete the worksheets.</p> <ol style="list-style-type: none"> 1. Identify the largest and smallest price tags. 2. Colour the notes and coins needed to pay for the items pictured.

order from smallest amount to largest amount.

在 seesaw 上完成活动，将钱按从小到大的顺序排列。

Complete the following questions
完成下列问题:

1 Guess which coin.

a I am the coin of greatest value. _____

b I am worth more than 10c but less than 50c. _____

c I am worth twice as much as the largest silver coin. _____

d I am worth ten times as much as the coin of least value. _____

e I am worth twice as much as the gold coin of least value. _____

f I am the coin of least value. _____

iMaths- Go to the games section and choose a game to play. www.imaths.com.au
转到游戏部分并选择要玩的游戏

Access code 密码: tent495

Wellbeing Wednesday

身心健康周三



Visual Arts: The Dot ●

视觉艺术：一个点

Listen to the story, "The Dot" by clicking on the link.

单击链接收听故事“The Dot”。

<https://www.youtube.com/watch?v=Clpw7PG7m1Q>

Think of the many ways Vashti made a dot. She was very creative! What can YOU do with a dot? Create a drawing, painting or collage with the dot. What can you turn it in to? Is it an animal, a place, a person?

想想 Vashti 做点的多种方式。她很有创意！你可以用一个点做什么？使用圆点创建绘

Count the money in each box and write the total.

Can you make a \$1? The lucky dips at the school are \$1.


seesaw 活动：多少钱？

数一数每个方框中的钱数并写出总数。

你能做出 1 元吗？学校的幸运抽奖是 1 元。

Colour the extra coins that are needed to buy a lucky dip each time.

为每次购买幸运抽奖所需的额外硬币上色。



seesaw 活动：金钱的价值。完成工作表。

1. 识别最大和最小的价格标签。2. 为支付图中物品所需的纸币和硬币涂上颜色。

Then it's time to go shopping!

1. Choose any 3 items from the picture to buy.

2. Use the drawing tool and the mic to circle what you want to buy and write the TOTAL price correctly.

3. Tell us how you worked it out. 那么是时候去购物了！

1.从图片中选择任意 3 件购买。

2. 使用绘图工具和麦克风圈出你要购买的商品并正确填写总价。

3. 告诉我们你是如何解决的。

iMaths- Go to the games section and choose a game to play. www.imaths.com.au

转到游戏部分并选择要玩的游戏

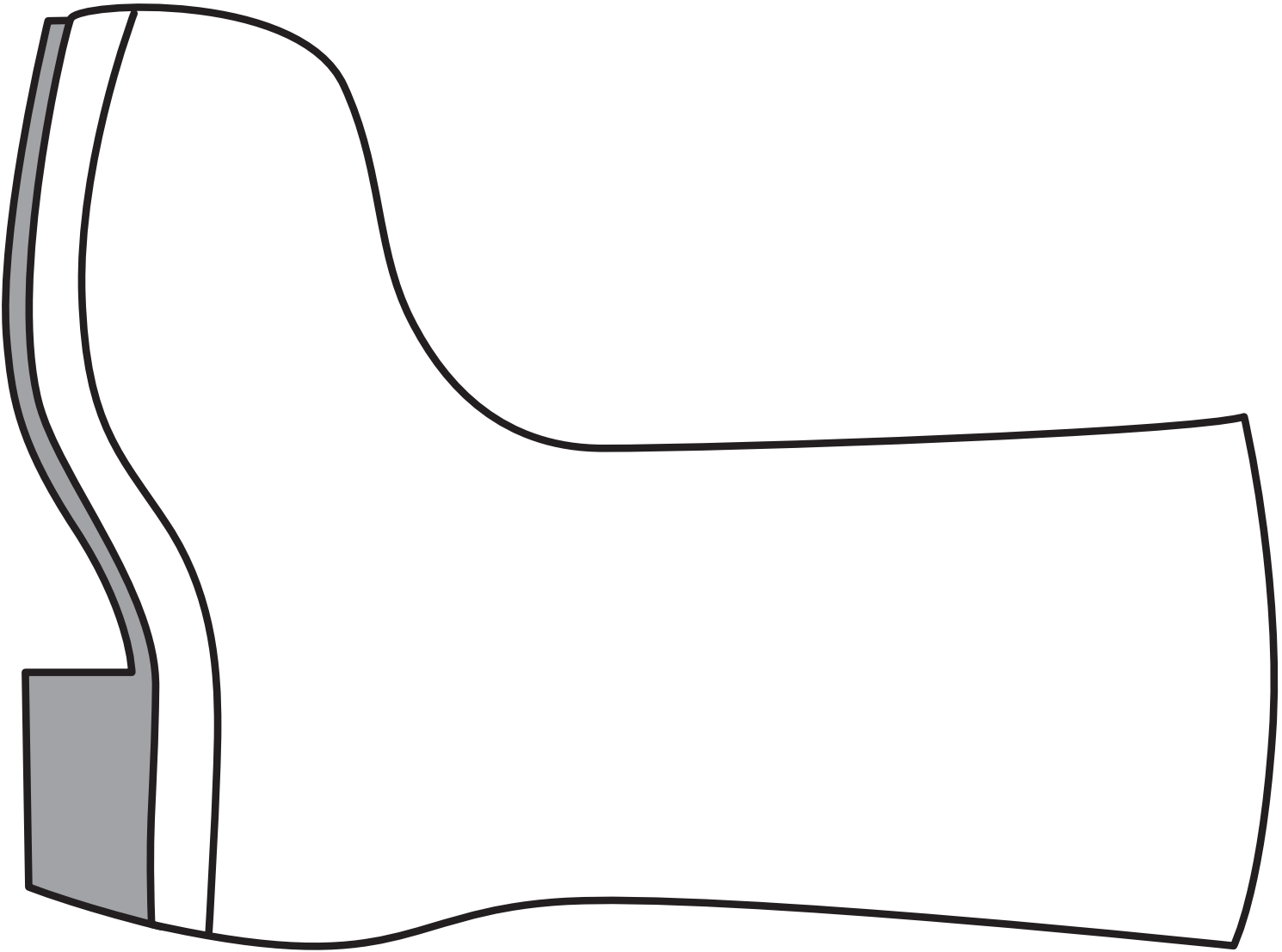
			<p>图、绘画或拼贴画。你能把它变成什么？它是一种动物、一个地方还是一个人？</p> <p>Use your paper and colouring supplies to make your mark ● Add lots of colour and details! Don't forget to sign your creative work.</p> <p>用你的纸和着色用品来做你的标记●添加大量的颜色和细节！不要忘记签署你的创意作品。</p>		<p>戏</p> <p>Access code 密码: tent495</p>
Break 休息	Break 休息	Break 休息	Break 休息	Break 休息	Break 休息
Afternoon 下午		<p><u>Community Language</u></p> <p>社区语言</p> <p>Please complete today's activity from your community language teacher.</p> <p>请完成社区语言老师今天的活动。</p>	<p><u>Wellbeing Wednesday 身心健康周三</u></p> <p>Photography 摄影:</p> <p>Go for a walk in your backyard or local area. Take some photos of beautiful things you see along the way. Eg flowers, trees, cloud shapes, nice buildings or fountains, etc.</p> <p>在你的后院或当地散步。拍一些沿途看到的美丽事物的照片。例如花、树、云的形</p>	<p><u>Geography 地理 –</u></p> <p>Watch Ms Wadley read the last part of 'Are We There Yet' In the story, Grace and her family visit the snow in NSW. The children enjoyed their time in the snow.</p> <p>观看瓦德利女士阅读“我们到了那里”的最后一部分</p> <p>在故事中，格蕾丝和她的家人参观了新南威尔士州的雪地。孩子们在雪地里玩得很开心。</p>	<p><u>PDHPE 体育</u></p> <p>This week for Got Game we will be learning about muscular strength vs. muscular endurance. Click on the link below to watch the video.</p> <p>本周在 Got Game 中，我们将学习肌肉力量与肌肉耐力的对决。点击下面的链接观看视频。</p> <p>https://www.loom.com/share/294147a3cd4c43cfacea347e3d137f2f</p>

			状、漂亮的建筑物或喷泉等。	<p>1.What do you think the snow felt like?</p> <p>2.List some things you can do to have fun in the snow? Draw pictures next to your words.</p> <p>1..你觉得下雪是什么感觉？</p> <p>2.列出一些你可以在雪地里玩得开心的事情？在你的话旁边画图。</p>	
--	--	--	---------------	--	--

Week 1 Term 4 Unit 29 Spelling Words				
too	soon	few	blue	Sight Words
two	food	new	true	
you	moon	knew	tube	
who	room	flew	June	
doing	school	use	cube	

Monday Spelling Task Uploaded onto Seesaw

BLM A34  CC BY-NC-ND 4.0



Sound Waves 2 Black Line Masters © Barbara Murray and Terri Watson 2011 Firefly Education

ISBN 978 1 74135 150 7

Unit 29



oo ew ue u_e u

boot screw
glue flute ruler

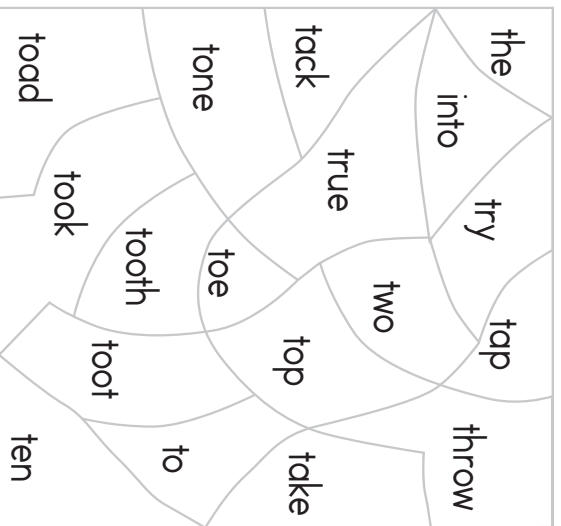
List Words

too	soon	few	blue
two	food	new	true
you	moon	knew	tube
who	room	flew	June
doing	school	use	cube

Letters Words

1 Underline the letter or letters for oo ew ue u_e u in each List Word. If any of these are not in the sound box, write them with a word example in the box above.

2 Find June's new blue boots. Colour parts with oo ew ue u_e u words blue. Colour parts with other words yellow.



3 Write oo in the spaces. Join each word to its clue. We sometimes write oo for oo ew ue u_e u, as in boot.

- b ___ t • • white and round
- s ___ n • • a type of shoe
- m ___ n • • in a little while
- f ___ d • • midday
- n ___ n • • lots of children
- r ___ m • • you eat it
- sch ___ l • • part of a house

4 Write u_e in the spaces. Join each word to its clue.

We sometimes write u_e for oo ew ue u_e u as in flute /fll/oo/t/, or for yoo as in cube /c/yoo/b/.

- r ___ d • • a month
- t ___ b • • musical notes
- u ___ n • • bad manners
- t ___ n • • very big
- c ___ b • • a solid shape
- h ___ g • • holds toothpaste

5 Read the words in the box. Write a word from the box for each clue.

★ We sometimes write **ew** for **oo ew ue u_e u** as in **screw** /s/c/r/oo/, or for **yoo** as in **new** /n/y/oo/.

new knew
few drew
flew grew
blew threw

not old _____ went on a plane _____
not many _____ tossed a ball _____
did draw _____ became bigger _____
did know _____ the wind ... _____

6 Read the words in the box. Write a word from the box for each clue.

★ We sometimes write **ue** for **oo ew ue u_e u** as in **glue** /g/l/oo/, or for **yoo** as in **rescue** /r/e/s/c/y/oo/.

blue glue
clue rescue
true Tuesday

not a lie _____ sticky stuff _____
a colour _____ a day _____
a hint _____ to save _____

7 Finish the words by writing the letter or letters for **oo ew ue u_e u**.
Use **oo**, **ue**, **o**, **u_e** or **ew**. Write one of these words for each picture.



t _____ wh _____ r _____ fl _____ t _____ b _____
t _____ tr _____ f _____ d _____ gl _____ j _____ n _____

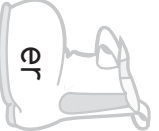



8 Add the word in the first boot to the suffix in the second boot to make a new word.
Write the word on the line. Watch your spelling!

➤ Go to Helpful Hints **2b**, **6** and **18**.









1 Guess which coin.

a I am the coin of greatest value.

c I am worth twice as much as the largest silver coin.

e I am worth twice as much as the gold coin of least value.

b I am worth more than 10c but less than 50c.

d I am worth ten times as much as the coin of least value.

f I am the coin of least value.



NA24 Make a \$1 total

The lucky dips at the school fair are \$1. Colour the extra coins that are needed to buy a lucky dip each time.



	You have ...	You need ...
a		
b		
c		

d		
e		
f		
g		

