



# Framework for Learning from Home – Year 2


## Languages - Term 4 Week 1-2

Please find **your language class** below and choose ONE task to complete each week. You will need help from a parent/carer. Show each completed task to your parents so they can check it.

Tasks	
<p><b>Chinese Community Language</b></p> 	<p>Watch the pre-recording lesson and complete the learning tasks 同学们在做作业之前，请先看上课录像。</p> <p><a href="https://nsweducation.zoom.us/rec/share/uliAmO2hhoFoPDNvrJgXmYz2QW6Gp-2Ekoy3WGd518HIBjiN7y7ruHyHSbj_xniA.UO9ao6MkaUZAbj33?startTime=1631670084000">https://nsweducation.zoom.us/rec/share/uliAmO2hhoFoPDNvrJgXmYz2QW6Gp-2Ekoy3WGd518HIBjiN7y7ruHyHSbj_xniA.UO9ao6MkaUZAbj33?startTime=1631670084000</a></p> <p>Task1, Copy the following Hanzi (worksheet is attached) 抄写字词 (作业纸附上)</p> <p>Task2, Listen to the story, then retell the story to your family member.</p> <p><a href="https://youtu.be/x38ECTgkVcU?t=2">https://youtu.be/x38ECTgkVcU?t=2</a></p> 

Tasks

Chinese LOTE



Watch the pre-recorded lesson

<https://nsweducation.zoom.us/rec/share/wTkDTVQwC4kx6BW4Nn45YuGCfWDwVPB2bbbQtSyisplzilj3-HfTZzcaGdRZSgVZ.ROWmAoQaNWOV7H0F?startTime=1631584793000>

practice writing words and sentences:

<sup>yǒu</sup> 有	一	十	才	有	有	有	有	有	有	有	有
<sup>méi</sup> 没	一	十	才	有	有	有	有	有	有	有	有
<sup>yǒu</sup> 有	一	十	才	有	有	有	有	有	有	有	有
<sup>wǒ</sup> 我	<sup>yǒu</sup> 有	<sup>mèi</sup> 妹	<sup>mèi</sup> 妹	。							
<sup>nǐ</sup> 你	<sup>yǒu</sup> 有	<sup>dì</sup> 弟	<sup>dì</sup> 弟	。							
<sup>wǒ</sup> 我	<sup>méi</sup> 没	<sup>yǒu</sup> 有	<sup>gē</sup> 哥	<sup>gē</sup> 哥	。						

Quizlet – Interactive learning

<https://quizlet.com/au/616075497/chinese-all-about-me-flash-cards/>

## Tasks

### Arabic Community Language



1. Watch the pre-recorded lesson:  
[https://nsweducation.zoom.us/rec/share/vPjUkcXD-X3zXGU12SIX\\_UX8wPjLJARBCXlwEk5nyU-C7DmT0kz1KJYwnodd7Wxf.wF5wYm2cuJqp8i0U?startTime=1631677149000](https://nsweducation.zoom.us/rec/share/vPjUkcXD-X3zXGU12SIX_UX8wPjLJARBCXlwEk5nyU-C7DmT0kz1KJYwnodd7Wxf.wF5wYm2cuJqp8i0U?startTime=1631677149000)

2. Complete the revision worksheets

Revision: Stage 1 Community Helpers Worksheet T4 Week 1

Instructions: Copy the sentence in Arabic and English twice.

Teachers work at schools. يعمل المعلمون في المدارس.

---

---

---

**Vocab Words**

Instructions: Copy the vocab words three times in Arabic and once in English.

Doctor دكتور

---

---

---

Work يعمل

---

---

---

Farmer مزارع

---

---

---

3. Complete the Assessment

## Tasks

Community Helpers

Stage 1 T4 Week 2 Assessment.

Policeman	شُرطِي	Secretary	سكوتيرة
Postman	ساعي البريد	Soldier	جندى
Professor	أستاذ	Teacher	معلم
Salesman	بائع	Writer	كاتب

Write the Arabic translation of the English words below twice in the boxes provided.

Teacher		
Soldier		
Postman		
Writer		

4. Watch the YouTube video (hope you enjoy it)

<https://www.bing.com/videos/search?q=arabic+song+for+kids+with+trasnlation&&view=detail&mid=B04F7673E94AF0E850D4B04F7673E94AF0E850D4&&FORM=VRDGAR&ru=%2Fvideos%2Fsearch%3Fq%3Darabic%2Bsong%2Bfor%2Bkids%2Bwith%2Btrasnlation%26docid%3D607999436>

## Spanish LOTE



**Watch the pre-recorded lesson:**

[https://nsweducation.zoom.us/rec/share/\\_wua0RfdbpD7Ro9F3gvaLBZbsCVqTQcrDETYrDUdcsMeiFI87pfDESfxZGXjcQn2.NOTaNZcKW2UXSPpV?startTime=1631695923000](https://nsweducation.zoom.us/rec/share/_wua0RfdbpD7Ro9F3gvaLBZbsCVqTQcrDETYrDUdcsMeiFI87pfDESfxZGXjcQn2.NOTaNZcKW2UXSPpV?startTime=1631695923000)

**1. Complete 2 worksheets online, take a screenshot of your answer and share it in Seesaw. Links for the worksheets bellow:**

[https://www.liveworksheets.com/worksheets/es/Español como Lengua Extranjera \(ELE\)/Descripciones/La descripción f%C3%ADsica ro1656104fc](https://www.liveworksheets.com/worksheets/es/Español como Lengua Extranjera (ELE)/Descripciones/La descripción f%C3%ADsica ro1656104fc)

<https://www.liveworksheets.com/rq1261773fy>

<https://www.liveworksheets.com/qk580324oe>

## Tasks

<https://www.liveworksheets.com/ur1587155pi>

[https://www.liveworksheets.com/worksheets/es/Español como Lengua Extranjera \(ELE\)/Los días de la semana/Los días de la semana me338kg](https://www.liveworksheets.com/worksheets/es/Español como Lengua Extranjera (ELE)/Los días de la semana/Los días de la semana me338kg)

YouTube video for the song El señor Don Gato

[https://www.liveworksheets.com/worksheets/es/Español como Lengua Extranjera \(ELE\)/Canciones/El señor don gato da446999yu](https://www.liveworksheets.com/worksheets/es/Español como Lengua Extranjera (ELE)/Canciones/El señor don gato da446999yu)

**2. Create an audio recording with you answering the questions below. Please share it in Seesaw.**

a. Introduce yourself in Spanish for example:

- “Hola me llamo Señora Matar”

b. Tell me your age:

- “Tengo 6 años”

c. Tell what your favorite color is:

“Mi color favorito es el rosa”

d. Make sure to say bye in Spanish you can use either:

- Hasta luego “see you later”
- Adios “bye”
- Hasta pronto “see you soon”



liàn xí xiě zì  
练习写字：Let's learn to write

jǐng

警

警

警

警

警

警

警

警

警

警

警

警

chá

察

察

察

察

察

察

察

察

察

察

察

察

jú

局

局

局

局

局

局

局

局

局

局

局

局

zhuō

抓

抓

抓

抓

抓

抓

抓

抓

抓

抓

抓

抓

péng

朋

朋

朋

朋

朋

朋

朋

朋

朋

朋

朋

朋

yǒu

友

友

友

友

友

友

友

友

友

友

友

友

tōu

偷

偷

偷

偷

偷

偷

偷

偷

偷

偷

偷

偷

huài

坏

坏

坏

坏

坏

坏

坏

坏

坏

坏

坏

坏

Arabic Worksheet

**Revision: Stage 1 Community Helpers Worksheet T4 Week 1**

**Instructions: Copy the sentence in Arabic and English twice.**

Teachers work at schools.

يعمل المعلمون في المدارس.

---

---

---

---

**Vocab Words**

**Instructions: Copy the vocab words three times in Arabic and once in English.**

**Doctor**

دكتور

---

---

---

---

**Work**

يعمل

---

---

---

---

**Farmer**

مزارع

---

---

---

---

Arabic Assessment Task

Community Helpers

Stage 1 T4 Week 2 Assessment.

Policeman	شرطي	Secretary	سكرتيرة
Postman	ساعي البريد	Soldier	جندي
Professor	أستاذ	Teacher	معلم
Salesman	بائع	Writer	كاتب

Write the Arabic translation of the English words below twice in the boxes provided.



Teacher		
Soldier		
Postman		
Writer		