







Framework for Learning from Home – Year 2 T4 W1 5th – 8th Oct

You will need help from a parent/carer. Show each completed activity to your parents so they can check it and/or help you post it on Seesaw. Remember to have regular breaks throughout the day for crunch and sip, recess and lunch, stretching and moving throughout the house in between activities. Please remember to take care with your work and present it neatly.

	Monday 4/10	Tuesday 5/10	Wednesday 6/10	Thursday 7/10	Friday 8/10
Morning Literacy	<p>Today is a Public Holiday. There will be no activities on Seesaw today.</p>	<p>Spelling- We are looking at Soundwaves- Unit 29. The sounds this week are 'oo', 'ew', 'ue', 'u_e', 'u'. Some examples are boot, screw, glue, flute ruler.</p> <p>www.soundwaveskids.com.au</p> <p>Access code: puff231</p> <p>Use the boot template provided (or draw your own), write as many words as you can think of that have the sounds above. Sound them out before your write them to make sure.</p> 	<p>Spelling – Segmenting Sounds</p> <p>Find the segmenting tool on the soundwaves website and work out how many sounds each word has and which letters match.</p> <p>www.soundwaveskids.com.au</p> <p>u</p> <p>Access code: puff231</p>  <p>Informative Writing</p> <p>Informative Writing gives information to the reader. View this video to find out more:</p> <p>https://www.youtube.com/watch?v=DN4d76QP_MA</p> <p>Informative writing stores knowledge and is valuable to</p>	<p>Spelling - Textbook</p> <p>We have uploaded the first page of Unit 29 from the Soundwaves textbook. Complete the activities. Do the first page ONLY.</p>  <p>Informative Writing</p> <p>A Procedure tells us how to make or do something. View this video to learn how to write a procedure:</p> <p>https://youtu.be/AKJGPTlCbe4</p> <p>View Invisible Words by</p>	<p>Spelling - Textbook</p> <p>We have uploaded the second page of Unit 29 from the Soundwaves textbook. Complete the activities. Do the second page ONLY.</p>  <p>Explore some sounds and play the games for this unit on the Soundwaves website.</p> <p>www.soundwaveskids.com.au</p> <p>Access code: puff231</p> <p>Reading- Visit https://in2era.com.au/home</p> <p>Username: hurstville</p>

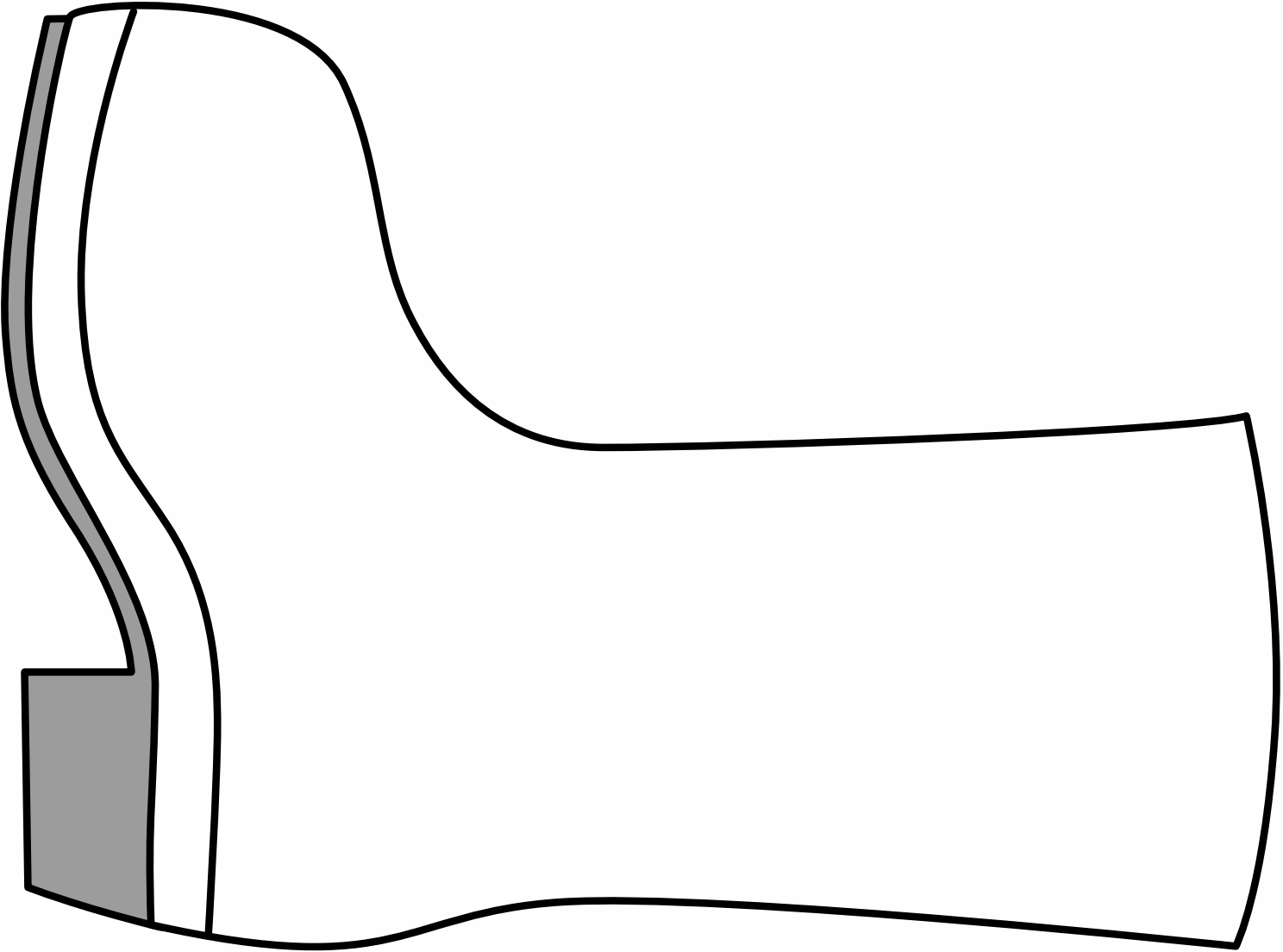
		<p>Reading: Visit https://in2era.com.au/home Username: hurstville Password: hurstville Choose a picture book or a book at your level and read for enjoyment. Try to aim for 10-20 minutes of reading.</p>	<p><i>our everyday life</i>. It includes procedures (How to brush your teeth), information reports (Facts about Whales) and explanations (How gears work). Discuss with an adult why it is important to store knowledge and how it is valuable to their everyday life.</p> <p>View this procedure to make Jelly Boats: https://in2era.com.au/products/readalong/items/07-jelly-boats</p> <p>A procedure tells us how to <i>make</i> or <i>do</i> something. Under the title 'Procedure Titles' write 4 or more procedure titles. For example,</p> <p style="text-align: center;"><u>Procedure Titles</u></p> <ul style="list-style-type: none"> • <i>How to make jelly boats</i> • <i>How to brush your teeth</i> • <i>How to...</i> <p>Take a photo of your writing and upload it to SeeSaw.</p>	<p>Josephine Croser: https://in2era.com.au/products/readalong/items/11-invisible-words</p> <p>Materials are all the things you will need to complete a task. Under the heading 'How to write invisible words', write the sub-title 'Materials'. Choose one way to write invisible words and list all the materials you will need to write them. For example,</p> <p style="text-align: center;"><u>How to write invisible words</u></p> <p><i>Materials:</i></p> <ul style="list-style-type: none"> • <i>A lemon</i> • <p>Take a photo of your writing and upload it to SeeSaw.</p>	<p>Password: hurstville Choose a picture book or a book at your level and read for enjoyment. Try to aim for 10-20 minutes of reading.</p>
Break	Break	Break	Break	Break	Break
Middle Maths		<p><u>Maths – Money – Cents and Dollars</u> Money – count and order small collections of coins and notes according to their value. View the animation which introduces Australian notes</p>	<p><u>Maths – Money</u> Learn to recognise, order and count Australian coins and notes with the help of this video: https://www.youtube.com/watch?v=nvi1_DK7hJw</p>	<p><u>Maths -Counting Money</u> Let's practise how to count collections of Australian coins together in this video! There will also be practise questions with answers at the end!</p>	<p><u>Maths - Counting Money</u> View the video to help you count Australian notes and coins. https://www.youtube.com/watch?v=AEw5G9WiAkU</p>

		<p>and coins: https://www.youtube.com/watch?v=rMy7WDt2Hr4</p> <p>Complete the activity on Seesaw where you put the money in order from smallest amount to largest amount.</p> <p>Complete the following questions:</p> <div data-bbox="465 491 884 726" style="border: 1px solid black; padding: 5px;"> <p>1. Guess which coin.</p> <table border="0"> <tr> <td>a. I am the coin of greatest value.</td> <td>b. I am worth more than 10c but less than 50c.</td> </tr> <tr> <td>c. I am worth twice as much as the largest silver coin.</td> <td>d. I am worth ten times as much as the coin of least value.</td> </tr> <tr> <td>e. I am worth twice as much as the gold coin of least value.</td> <td>f. I am the coin of least value.</td> </tr> </table> </div>	a. I am the coin of greatest value.	b. I am worth more than 10c but less than 50c.	c. I am worth twice as much as the largest silver coin.	d. I am worth ten times as much as the coin of least value.	e. I am worth twice as much as the gold coin of least value.	f. I am the coin of least value.	<p>Complete the activity on Seesaw to show different ways of making an amount of money.</p> <p>iMaths- Go to the games section and choose a game to play. www.imaths.com.au</p> <p>Access code: tent495</p> <p>Wellbeing Wednesday</p>  <p>Visual Arts: The Dot 🎨</p> <p>Listen to the story, "The Dot" by clicking on the link. https://www.youtube.com/watch?v=C1pw7PG7m1Q</p> <p>Think of the many ways Vashti made a dot. She was very creative! What can YOU do with a dot? Create a drawing, painting or collage with the dot. What can you turn it in to? Is it an animal, a place, a person?</p> <p>Use your paper and colouring supplies to make your mark 🎨 Add lots of colour and details! Don't forget to sign your creative work.</p>	<p>https://www.youtube.com/watch?v=R36lxOtKafg</p> <p>Seesaw activity: How much money?</p> <p>Count the money in each box and write the total.</p> <p>Can you make a \$1? The lucky dips at the school are \$1. Colour the extra coins that are needed to buy a lucky dip each time.</p> 	<p>Seesaw activity: The value of money. Complete the worksheets.</p> <ol style="list-style-type: none"> 1. Identify the largest and smallest price tags. 2. Colour the notes and coins needed to pay for the items pictured. <p>Then it's time to go shopping!</p> <ol style="list-style-type: none"> 1. Choose any 3 items from the picture to buy. 2. Use the drawing tool and the mic to circle what you want to buy and write the TOTAL price correctly. 3. Tell us how you worked it out. <p>iMaths- Go to the games section and choose a game to play. www.imaths.com.au</p> <p>Access code: tent495</p>
a. I am the coin of greatest value.	b. I am worth more than 10c but less than 50c.										
c. I am worth twice as much as the largest silver coin.	d. I am worth ten times as much as the coin of least value.										
e. I am worth twice as much as the gold coin of least value.	f. I am the coin of least value.										
Break	Break	Break	Break	Break	Break						
Afternoon		<p>Community Language</p> <p>Please complete today's activity from your community language teacher.</p>	<p>Wellbeing Wednesday</p> <p>Photography: Go for a walk in your backyard or local area. Take</p>	<p>Geography –</p> <p>Watch Ms Wadley read the last part of 'Are We There Yet' In the story, Grace and her</p>	<p>PDHPE</p> <p>This week for Got Game we will be learning about muscular strength vs.</p>						

			<p>some photos of beautiful things you see along the way. Eg flowers, trees, cloud shapes, nice buildings or fountains, etc.</p>	<p>family visit the snow in NSW. The children enjoyed their time in the snow.</p> <p>1.What do you think the snow felt like? 2.List some things you can do to have fun in the snow? Draw pictures next to your words.</p>	<p>muscular endurance. Click on the link below to watch the video.</p> <p>https://www.loom.com/share/294147a3cd4c43cfacea347e3d137f2f</p>
--	--	--	--	---	---

Week 1 Term 4 Unit 29 Spelling Words				
too	soon	few	blue	Sight Words
two	food	new	true	
you	moon	knew	tube	
who	room	flew	June	
doing	school	use	cube	

BLM A34  oo ew ie u_e u



Sound Waves 2 Black Line Masters © Barbara Murray and Terri Watson 2011 Frefly Education

ISBN 978 1 74135 150 7

Unit
29

oo ew ue u_e u

boot screw
glue flute ruler

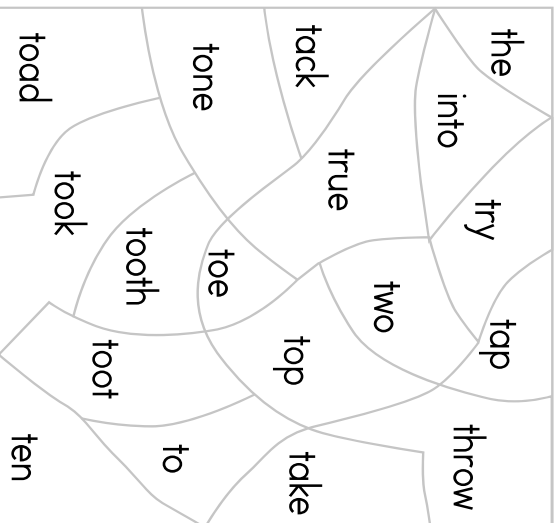
List Words

too	soon	few	blue
two	food	new	true
you	moon	knew	tube
who	room	flew	June
doing	school	use	cube

Letters Words

1 **Underline** the letter or letters for oo ew ue u_e u in each List Word. If any of these are not in the sound box, write them with a word example in the box above.

2 **Find** June's new blue boots. **Colour** parts with oo ew ue u_e u words **blue**. **Colour** parts with other words **yellow**.



3 **Write** oo in the spaces. **Join** each word to its clue. ★ We sometimes write oo for oo ew ue u_e u, as in boot.

b ___ t • • white and round
 s ___ n • • a type of shoe
 m ___ n • • in a little while
 f ___ d • • midday
 n ___ n • • lots of children
 r ___ m • • you eat it
 sch ___ l • • part of a house

4 **Write** u_e in the spaces. **Join** each word to its clue.

★ We sometimes write u_e for oo ew ue u_e u as in **flute** /f/ll/oo/t/, or for yoo as in **cube** /c/y/oo/b/.

r ___ d ___ • • a month
 t ___ b ___ • • musical notes
 j ___ n ___ • • bad manners
 t ___ n ___ • • very big
 c ___ b ___ • • a solid shape
 h ___ g ___ • • holds toothpaste

5 Read the words in the box. Write a word from the box for each clue.

★ We sometimes write **ew** for **oo ew ue u_e u** as in **screw /s/c/r/oo/**, or for **yoo** as in **new /n/y/oo/**.

new knew
few drew
flew grew
blew threw

not old _____ went on a plane _____
not many _____ tossed a ball _____
did draw _____ became bigger _____
did know _____ the wind ... _____

6 Read the words in the box. Write a word from the box for each clue.

★ We sometimes write **ue** for **oo ew ue u_e u** as in **glue /g/l/oo/**, or for **yoo** as in **rescue /r/e/s/c/y/oo/**.

blue glue
clue rescue
true Tuesday

not a lie _____ sticky stuff _____
a colour _____ a day _____
a hint _____ to save _____


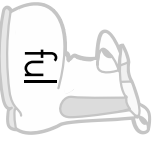

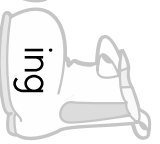

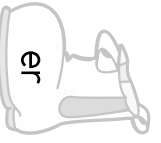
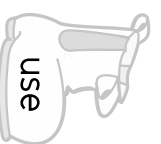
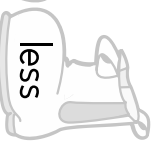
7 Finish the words by writing the letter or letters for **oo ew ue u_e u**.
Use **oo**, **ue**, **o**, **u_e** or **ew**. Write one of these words for each picture.

t _____ wh _____ r _____ m _____ fl _____ t _____ b _____
t _____ tr _____ f _____ d _____ gl _____ j _____ n _____



8 Add the word in the first boot to the suffix in the second boot to make a new word.
Write the word on the line. Watch your spelling!

➤ Go to Helpful Hints **2b**, **6** and **18**.

		_____			_____
		_____			_____

1 Guess which coin.

a I am the coin of greatest value.

c I am worth twice as much as the largest silver coin.

e I am worth twice as much as the gold coin of least value.

b I am worth more than 10c but less than 50c.

d I am worth ten times as much as the coin of least value.

f I am the coin of least value.



NA24 Make a \$1 total

The lucky dips at the school fair are \$1. Colour the extra coins that are needed to buy a lucky dip each time.



	You have ...	You need ...
a		
b		
c		

d		
e		
f		
g		