

Framework for Learning from Home – Early Stage 1, Term 4 Week 1

幼稚园在家学习大纲 – 第四学期第一周

You will need help from a parent/carer. Show each completed activity to your parents so they can check it and/or help you post it on Seesaw. 以下的一些作业，您可能需要父母的帮助。把你完成的作业给父母检查一下并上传到 Seesaw。

	Monday 4.10.21 星期一	Tuesday 5.10.21 星期二	Wednesday 6.10.21 星期三	Thursday 7.10.21 星期四	Friday 8.10.21 星期五
Task 任务	Can you make your bed? 你可以整理自己的床铺吗?	Can you pack your toys away after you use them? 你玩玩具后能把它们收拾好吗?	What act of kindness can you do for a family member today? 今天你能为家庭成员做一件好事吗?	Can you help set the table for dinner? 你能帮摆好餐具吗?	Can you help a family member today? 你今天能帮助一位家庭成员吗?
Session 1 上午	Enjoy the 'Public Holiday!' 祝大家劳动节快乐	Guided Reading (PM eCollection online books) 阅读 (PMe 网上阅读) Choose a book from PMe collection from your level to read to a family member. 选择一本与你同等阅读级别的书，读给家	Guided Reading (PM eCollection online books) 阅读 (PMe 网上阅读) Re read Tuesday's book and then choose a new book from PMe collection from your level to read to a family member. 重新阅读你周二在 PMe 上读过的	Soundwaves Today's sound is 'th' for 'feather'. Listen to the chant on seesaw. 今天学习'th' 发音。 Explore the sound 'th' on Soundwaves kids.	Guided Reading (PM eCollection online books) 阅读 (PMe 网上阅读) Re read Wednesday's book and then choose a new book from PM eCollection to read to a family member. 重新阅读你周三在 PMe 上读过的


Monday 4.10.21 星期一	Tuesday 5.10.21 星期二	Wednesday 6.10.21 星期三	Thursday 7.10.21 星期四	Friday 8.10.21 星期五
	<p>人听。</p> <p>Website 网站: https://app.pmecollecti.on.com.au/login</p> <p>Soundwaves</p> <p>Today's sound is 'th' for 'thick thong, thin thong'. Listen to the chant on Soundwaves. 今天学习 'th' 发音。</p> <p>Explore the sound "th" on Soundwaves kids.</p> <p>点击以下网站做练习 www.soundwaveskids.com.au</p> <p>Complete the student book activity either by telling your parents the answers or completing 告诉家长答案或完成附件作业。</p> <p>English</p> <p>Your focus fox words are: thick, thin, with,</p>	<p>书, 然后再选择同一级别的另一本书。把你的新书读给家人听。</p> <p>Website 网站: https://app.pmecollecti.on.com.au/login</p> <p>Soundwaves</p> <p>Today's sound is 'sh' for 'shell'. Listen to the chant on seesaw. 今天学习 'sh' 发音。</p> <p>Explore the sound "sh" on Soundwaves kids.</p> <p>点击以下网站做练习 www.soundwaveskids.com.au</p> <p>Complete the student book activity either by telling your parents the answers or completing the worksheet.</p> <p>告诉家长答案或完成附件作业。</p> <p>English</p>	<p>点击以下网站做练习 www.soundwaveskids.com.au</p> <p>Complete the student book activity either by telling your parents the answers or completing the worksheet.</p> <p>告诉家长答案或完成附件作业。</p> <p>English</p> <p>Fill in the missing letters to make up the focus fox words. You may look at the words if you need help! 填上所缺的字母, 以组成单词。如果你需要帮助, 你可以看看这些词:</p> <p>thick, thin, with, that, then, there</p> <p>t h i _ _ _ _ i n w i _ _ t h _ t</p>	<p>书, 然后再选择同一级别的另一本书。把你的新书读给家人听。</p> <p>Website 网站: https://app.pmecollecti.on.com.au/login</p> <p>Soundwaves</p> <p>Today's lesson will be a revision lesson. Explore all the sounds we have learnt, their chant and action. 今天复习学过的字母发音。</p> <p>Click on this link and press 'all sounds' 点击以下网站做练习 https://online.fireflyeducation.com.au/program/soundwaves/graphemes/unit/1/soundinfokit</p> <p>Complete the match the word beginnings and endings worksheet. (worksheet attached)</p> <p>完成“匹配”单词开头和结</p>

Monday 4.10.21 星期一	Tuesday 5.10.21 星期二	Wednesday 6.10.21 星期三	Thursday 7.10.21 星期四	Friday 8.10.21 星期五
	<p>that, then, there</p> <p>Can you find sticks, leaves, pasta, playdough, pegs etc to make your focus fox words?</p> <p>本周的焦点词是: thick, thin, with, that, then, there</p> <p>用家里的不同材料做出焦点词, 如, 木条, 橡皮泥, 树叶, 意大利通心粉, 夹子等。</p> <p>Introducing onomatopoeia in writing 在写作中使用拟声词</p> <p>Today we are going to learn about onomatopoeia. Onomatopoeia is a word whose sound suggests its meaning e.g The leaves <u>crunched</u> under my feet. Crunched is the sound the leaves makes, 今天我们要学习拟声词。</p>	<p>Your focus fox words are: thick, thin, with, that, then, there</p> <p>本周的焦点词是: thick, thin, with, that, then, there</p> <p>Can you write your focus fox words from the smallest to the tallest?</p> <p>用从小到大的方法练习些焦点词, 例:</p> <p>thick thick thick</p> <p>Introducing onomatopoeia in writing 在写作中使用拟声词</p> <p>Today we are going to revise onomatopoeia. 今天我们复习拟声词。</p> <p>Remember 记住 Onomatopoeia is a word whose sound suggests its meaning. 拟声词是用声音表示含义的词 For</p>	<p>t h e_ _ _ e r e</p> <p>Practise reading these words to a family member. 练习朗读这些单词</p> <p>Library zoom lesson with Mr Philpott</p> <p>Mr Philpott 图书馆 zoom课</p> <p>Introducing onomatopoeia in writing 在写作中使用拟声词</p> <p>Today we are going to make our writing more interesting by adding sound words and adjectives. 今天, 我们将加入拟声词和形容词使我们的写作更加有趣。</p> <p>Listen to 'What is an adjective?' 看视频 https://www.youtube.com/watch?v=-NqnQJjDmB0</p>	<p>尾活动。(见附件).</p> <p>English</p> <p>Focus fox words: thick, thin, with, that, then, there</p> <p>Rainbow write your focus fox words. Read your sentences to a family member.</p> <p>本周的焦点词是: thick, thin, with, that, then, there</p> <p>用各种颜色笔练习写焦点词, 给父母读读这些焦点词。</p> <p>Geography - What is a globe and what can it show us? 什么是地球仪? 它能向我们展示什么?</p> <p>Watch the video "Know your globe" 看视频</p> <p>https://www.youtube.com/watch?v=x7k7CeWDtWs</p>

Monday 4.10.21 星期一	Tuesday 5.10.21 星期二	Wednesday 6.10.21 星期三	Thursday 7.10.21 星期四	Friday 8.10.21 星期五
	<p>拟声词是用声音表示含义的词，例如我脚下嘎吱作响的树叶。叶子发出嘎吱嘎吱的声音，</p> <p>Listen to the Onomatopoeia Alphabet by Jack Hartmann 看视频 https://www.youtube.com/watch?v=FBQCgjo1QTU</p> <p>Listen to the story 'The Very Noisy Baby' by Alison Lester 看视频 https://www.youtube.com/watch?v=zR3xv9jCvnk</p> <p>The baby says lots of sound words like 'Neigh', 'Growl', 'Hoo', 'Moo', and 'Squark'. 小孩会用很多拟声词，比如“嘶”、“咆哮”、“呼”、“哞”和“呱呱”。</p> <p>Can you match the sound words to the</p>	<p>example 例: Boom! Boom! went the big round drum. 咚! 咚! 大圆鼓响了。</p> <p>Boom is the sound the drum makes. 咚咚! 是鼓发出的声音。</p> <p>Listen to the story 'The Very Noisy Baby' by Alison Lester 看视频 https://www.youtube.com/watch?v=zR3xv9jCvnk</p> <p>Can you match the sentences to the different animals? (cut and paste worksheet attached). 你能把句子和不同的动物连接起来吗? (附作业)</p>	<p>Adjectives make your writing more interesting. E.g Meow, meow! The big fat cat is on the red mat. This sentence has 3 adjectives. The adjectives are: big, fat and red. It more interesting than the sentence 'The cat is on the mat' which has no adjectives. 形容词使你的写作更有趣。喵，喵! 那只大肥猫在红色的垫子上。 这个句子有三个形容词。形容词是：大、胖和红。 这句话比没有形容词的“猫在垫子上”更有趣。 Can you make the following sentences more interesting by adding onomatopoeia and adjectives? 你能添加拟声词和形容词使下列句子更有趣吗?</p>	<p>Answer the following questions after watching the video:</p> <ul style="list-style-type: none"> * What is a globe? * What does a globe show? * What is the blue part on a globe? * What is the coloured part on a globe? <p>观看视频后回答以下问题:</p> <ul style="list-style-type: none"> *什么是地球仪? *地球仪显示什么? *地球仪上蓝色的部分代表什么? *地球仪上有颜色的部分代表是什么? <p>Ask your parents/carers and</p>

Monday 4.10.21 星期一	Tuesday 5.10.21 星期二	Wednesday 6.10.21 星期三	Thursday 7.10.21 星期四	Friday 8.10.21 星期五
		<p>different animals? (worksheet attached).</p> <p>你能把拟声词和不同的动物连接起来吗? (附作业)</p> <p>Can you think of any other onomatopoeia sounds? E.g Meow, meow says the cat</p> <p>你能想出其他拟声词的声音吗? 如: 喵喵, 猫儿叫,</p>	<p>Oink, oink! Here is the _____ pig.</p> <p>Moo, moo! Here is the _____ cow.</p> <p>Woof, woof! Here j the _____ dog.</p> <p>Draw a picture to match each sentence.</p> <p>把你的句子画出来。</p>	<p>grandparents which country they were born in.</p> <p>Was everyone in your family born in the same country?</p> <p>How can we travel to other countries?</p> <p>问问你的父母/看护人和祖父母他们出生在哪个国家。</p> <p>你们家每个人都出生在同一个国家吗?</p> <p>我们怎样才能去其他国家旅行?</p> <p>Activity 1: "I wonder.....?"</p> <p>活动一: 我想...?</p> <p>* Write or voice record some questions that you have about maps, countries or the world.</p> <p>写写或语音记录一些关于地</p>

	Monday 4.10.21 星期一	Tuesday 5.10.21 星期二	Wednesday 6.10.21 星期三	Thursday 7.10.21 星期四	Friday 8.10.21 星期五
					<p>图、国家或世界的问题。</p> <p>Activity 2 活动二: We live in Australia. Australia is a country and a continent.</p> <p>Colour the map of Australia brown or green and colour the water around it blue.</p> <p>Don't forget to make it lovely and neat.</p> <p>我们住在澳大利亚。澳大利亚是一个国家和大陆。</p> <p>把澳大利亚地图涂成棕色或绿色，把周围的水涂成蓝色。</p> <p>涂得漂亮些！</p>
Break 休息	Break (30 mins) Eat & Play 休息	Break (30 mins) Eat & Play 休息	Break (30 mins) Eat & Play 休息	Break (30 mins) Eat & Play 休息	Break (30 mins) Eat & Play 休息
Session 2 中午		Mathematics 数学 - Addition 加法 Watch Addition Song	Mathematics 数学 Number 11 数字 11 Today we are going to	Mathematics 数学 Addition 加法 Watch Move and Add	Mathematics 数学 Data 数据 Data is the collection of information or facts. We

Monday 4.10.21 星期一	Tuesday 5.10.21 星期二	Wednesday 6.10.21 星期三	Thursday 7.10.21 星期四	Friday 8.10.21 星期五
	<p>Add Jack Hartman 看视频 https://www.youtube.com/watch?v=UqQ1VkBvuRs</p> <p>Watch: Animals on Board by Stuart Murphy 看视频 https://www.youtube.com/watch?v=OYK5R_N1yDs</p> <p>Look at the last page of the book. Can you find 5 tigers, 7 swans, 8 frogs, 10 horses and 9 pandas? 看这本书的最后一页。你能找到 5 只老虎、7 只天鹅、8 只青蛙、10 匹马和 9 只熊猫吗?</p> <p>Can you add these two groups together?</p>	<p>revise the number 11 by completing a number talk.</p> <p>Write the number 11 in the middle of your piece of paper.</p> <p>How many ways can you make the number 11. 今天我们复习数字 11 在纸的中间写上数字 11。</p> <p>你有多少种方法可以构成数字 11。</p> <p>Draw 11 kites. Write the word eleven. Write the number that comes before and after 11. Show 11 using tally marks. Double 5 plus 1 makes? I had 10 blue balls and 1 red skipping rope. How many toys are there altogether? 画 11 只风筝。</p>	<p>Jack Hartman 看视频 https://www.youtube.com/watch?v=uONIJ5TQ2DA</p> <p>Play Closest to 10 Watch 看视频: https://www.youtube.com/watch?v=cwGdCAzKH40&t=243s</p> <p>You will need: a deck of cards, paper and pens.</p> <p>Play this game a couple of times with your parent or carer.</p> <p>If you don't have a deck of cards, write the numbers 1 to 9 four times to make your own cards.</p> <p>玩谁的牌最接近 10 你需要：一副牌、纸和</p>	<p>can organise this information into a graph. Let's look at the colour graph.</p> <p>数据是信息或事实的集成。我们可以把这些信息组织成一个图表。让我们看一下颜色图表。</p>  <p>Let's make a colour graph. 让我们做一张颜色图表。</p> <ul style="list-style-type: none"> Find and put 5 red blocks, 5 yellow blocks, 5 green

Monday 4.10.21 星期一	Tuesday 5.10.21 星期二	Wednesday 6.10.21 星期三	Thursday 7.10.21 星期四	Friday 8.10.21 星期五
	<p>5 tigers + 8 frogs = ____</p> <p>7 swans + 8 frogs = ____</p> <p>5 tigers + 10 horses = ____</p> <p>9 pandas + 8 frogs = ____</p> <p>你能把这两组加在一起吗?</p> <p>5 只老虎+8 只青蛙=____</p> <p>7 只天鹅+8 只青蛙=____</p> <p>5 只老虎+10 匹马=____</p> <p>9 只熊猫+8 只青蛙=____</p> <p>Optional 或; Practice counting by 10s. 十位数 十位数数数</p> <p>Watch 看视频</p> <p>https://www.youtube.com/watch?v=Ftati8iGQcs&list=PLM95cb_Szq3am4n6jJw127QbBlDivZglc</p>	<p>写 eleven 这个字。</p> <p>写出 11 之前和之后的数字。</p> <p>用计数符号显示 11。</p> <p>双倍 5 加 1 等于多少?</p> <p>我有 10 个蓝色的球和 1 条红色的跳绳。总共有多少玩具?</p> <p>Can you think of some more ways to make the number 11?</p> <p>Can you find the number 11 somewhere in your house?</p> <p>Be as creative as you like!</p> <p>Try a think of some different ways to show the number 11!</p> <p>你能再写一些数字句子吗?</p> <p>你能想出更多的方法来 做数字 10 吗? 你能在你家 里找到 10 吗?</p> <p>要有创意!</p>	<p>笔。</p> <p>和你的父母或看护人玩 几次这个游戏。</p> <p>如果你没有一副牌, 把 1 到 9 的数字写四次, 做 你自己的牌。</p> <p>Complete Domino Addition Worksheet 4(See attached worksheet). 完成骨牌加 法, 作业 4 (参见随附的 作业)。</p> <p>Practice counting backwards from 20.</p> <p>练习从 20 开始倒数。</p> <p>Watch The Counting Down from 20 Song.</p> <p>看视频</p> <p>https://www.youtube.com/watch?v=fS60rraBhz4</p> <p>Try counting backwards from a higher number like 30 or 40. Next week we will be practising</p>	<p>blocks and 5 blue blocks into a bag. You may use different coloured items.</p> <p>将 5 个红色方块、5 个黄色 方块、5 个绿色方块和 5 个 蓝色方块放入一个袋子中。 你可以使用不同颜色的物 品。</p> <ul style="list-style-type: none"> • Shake the bag to mix up the objects. <p>摇动袋子, 混合物品。</p> <ul style="list-style-type: none"> • Print off the attached graph worksheet. <p>打印出附件中的图表作业</p> <ul style="list-style-type: none"> • Pull out 10 coloured objects. <p>从袋子里拿出 10 个彩色物 体。</p> <ul style="list-style-type: none"> • Group the objects into red, yellow, green and blue.

Monday 4.10.21 星期一	Tuesday 5.10.21 星期二	Wednesday 6.10.21 星期三	Thursday 7.10.21 星期四	Friday 8.10.21 星期五
		<p>Practice counting backwards from 20. 练习从 20 开始倒数。</p> <p>Watch The Counting Down from 20 Song. 看视频 https://www.youtube.com/watch?v=fS60rraBhz4</p> <p>Try counting backwards from a higher number like 30 or 40. Next week we will be practising subtraction. 尝试从更高的数字（如 30 或 40）倒数。下周我们将练习减法。</p> <p>12-3pm Wellbeing Wednesday 周三健康课</p> <p>Keep Moving! Make up a dance routine to your favourite song. Can you perform this for your family?</p>	<p>subtraction. 尝试从更高的数字（如 30 或 40）倒数。下周我们将练习减法。</p> <p>Practice counting forwards to and backwards from 30. 练习从 1 数到 30，然后从 30 开始倒数数到 1。</p> <p>Watch 1 to 30 and 30 to 1. 看视频 https://www.youtube.com/watch?v=WHuuuh9GgP8</p> <p>Play some games on iMaths Kids 玩数学游戏 www.imathskids.com.au</p> <p>Student login 学生登录: some685</p>	<p>将其分为红色、黄色、绿色和蓝色。</p> <ul style="list-style-type: none"> Count each group and colour in a box for each item. <p>•在图表中按颜色名称画出对应的方块。</p> <ul style="list-style-type: none"> For example if you pulled out 3 red blocks, colour 3 red boxes on the graph. <p>•例如，如果拿出 3 个红色方块，则在图表上涂上 3 个红色方块。</p> <ul style="list-style-type: none"> Count, colour in and graph each different coloured item. <p>算算每种颜色有多少、上色并完成图表。</p> <ul style="list-style-type: none"> Tell a parent or carer the answer to these questions. 告诉家人答案。 What is the most popular colour?

Monday 4.10.21 星期一	Tuesday 5.10.21 星期二	Wednesday 6.10.21 星期三	Thursday 7.10.21 星期四	Friday 8.10.21 星期五
		<p>Ping pong story telling! Write the opening sentence to a story, then someone else writes the next line. Then it's your turn again! Keep alternating until you have a full story.</p> <p>Get Cooking! Help a family member prepare a meal or help wash up.</p> <p>多运动！为你最喜欢的歌曲编一个舞蹈。把你的舞蹈表演给家人看。</p> <p>乒乓球故事：你写一个故事的开头，然后其他人写下一行。那又轮到你了！保持交替，直到你有一个完整的故事。</p> <p>做饭吧！帮助家庭成员准备饭菜或帮助洗碗。</p> <p>We hope you enjoy for afternoon! 祝你有个愉</p>		<p>How do you know?</p> <ul style="list-style-type: none"> • 最受欢迎的是哪种颜色？你是怎么知道的？ <ul style="list-style-type: none"> • What is the least popular colour? How do you know? <p>最不受欢迎的是哪种颜色？你是怎么知道的？</p> <ul style="list-style-type: none"> • Are any colours the same? Which colours are they? How do you know? <p>有数量相同的颜色吗？它们是什么颜色？你怎么知道的？</p> <ul style="list-style-type: none"> • Post a picture of your graph onto Seesaw. <p>将你的图表上传到 Seesaw.</p>

	Monday 4.10.21 星期一	Tuesday 5.10.21 星期二	Wednesday 6.10.21 星期三	Thursday 7.10.21 星期四	Friday 8.10.21 星期五
			快的下午!		
Break 休息	Break (1 hour) Eat & Play 休息	Break (1 hour) Eat & Play 休息	Break (1 hour) Eat & Play 休息	Break (1 hour) Eat & Play 休息	Break (1 hour) Eat & Play 休息
Session 3 下午		Community Language 语言课 (中文)		Physical Education 体育 Let's Get Active: Join Mrs. Mitkovski for some exercise and dancing. 体育活动时间到啦 跟着 Mrs. Mitkovski 一起运动	Creative Art 美术 Enjoy drawing a cute Australian animal – the cuddly Koala! 跟着视频画一只澳大利亚动物——可爱的考拉! https://www.youtube.com/watch?v=hAstcVv9lfl&ab_channel=ArtforKidsHub Don't forget to upload it for your teachers to see! 上传你的画到 Seesaw.



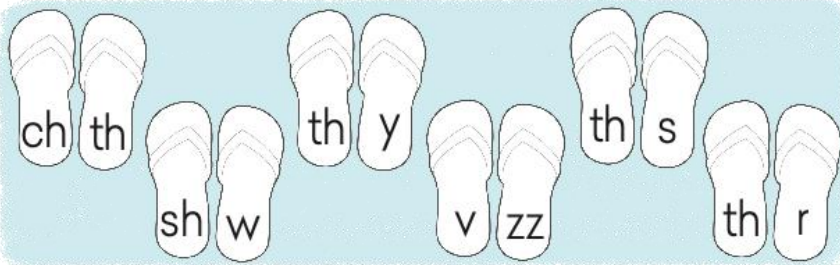
1 Colour the letters for in each List Word.

thick thin thong with

2 Tick the box if you hear in the picture name.
Cross the box if you do not hear in the picture name.



3 Colour the thongs with **th** on them.



4 Write **th** or **Th** in the spaces to finish the poem. Read with your teacher. Draw the picture.

___ick ___ongs,

___in ___ongs,

___ud, ___ud, ___ud.



1 Colour the letters for in each List Word.

this that then them

2 Circle the picture if you hear in the picture name.



3 Write **th** to finish the words. Draw a line from the word to the picture.

mo__er

fa__er

wea__er

bro__er



4 Write **th** or **Th** in the spaces. Colour the feathers to match.

___is fea___er is red.



___at fea___er is yellow.



BLM WU26



Warm Up: Memory (List Words)

F WU26

with

F WU26

thong

F WU26

thin

F WU26

thick

F WU26

fish

F WU26

shut

BLM WU26



Warm Up: Memory (List Words)

F WU26

with

F WU26

thong

F WU26

thin

F WU26

thick

F WU26

fish

F WU26

shut

BLM GM100




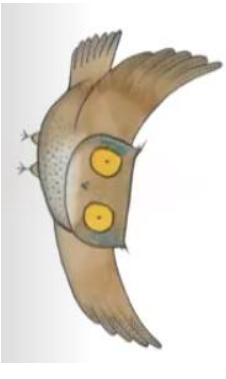

F GM100

Match Up: Word Beginnings and Endings

F GM100 thi _____	F GM100 ck _____	F GM100 thi _____	F GM100 s _____
F GM100 thi _____	F GM100 n _____	F GM100 mo _____	F GM100 th _____
F GM100 thi _____	F GM100 ng _____	F GM100 the _____	F GM100 m _____
F GM100 tho _____	F GM100 ng _____	F GM100 th _____	F GM100 ere _____
F GM100 tho _____	F GM100 d _____	F GM100 bo _____	F GM100 th _____

The Very Noisy Baby

Match the sound words with the animal.

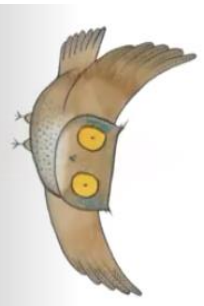

	
	
	
	
	

Moo!	Neigh!	Growl!
Hoo!	Moo!	Squawk!

The Very Noisy Baby

Match the sentence to the words the animal.

Moo! Here comes the big cow.	
Neigh! Here comes the grey horse.	
Squawk! Here comes the white bird.	
Growl! Here comes the orange tiger.	
Hoo! Here comes the brown owl.	




Name _____

Date _____




DOMINO ADDITION SHEET 4


Count the number of dots on each domino and fill in the total.



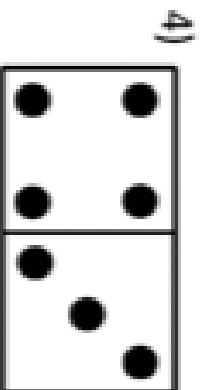
$$\underline{\quad} + \underline{\quad} = \underline{\quad}$$



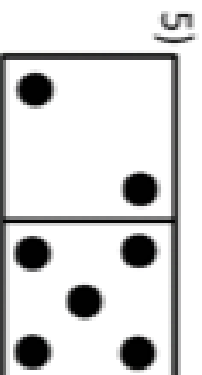
$$\underline{\quad} + \underline{\quad} = \underline{\quad}$$



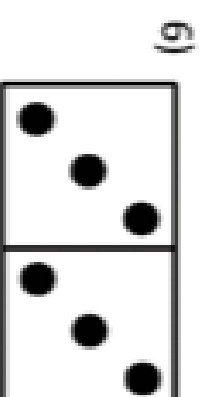
$$\underline{\quad} + \underline{\quad} = \underline{\quad}$$




$$\underline{\quad} + \underline{\quad} = \underline{\quad}$$




$$\underline{\quad} + \underline{\quad} = \underline{\quad}$$




$$\underline{\quad} + \underline{\quad} = \underline{\quad}$$




$$\underline{\quad} + \underline{\quad} = \underline{\quad}$$




$$\underline{\quad} + \underline{\quad} = \underline{\quad}$$




$$\underline{\quad} + \underline{\quad} = \underline{\quad}$$



$$\underline{\quad} + \underline{\quad} = \underline{\quad}$$

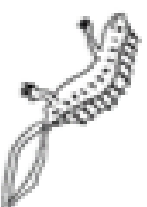


$$\underline{\quad} + \underline{\quad} = \underline{\quad}$$



$$\underline{\quad} + \underline{\quad} = \underline{\quad}$$

Shade the dominos which have a total of 10.



© NSW Department of Education, Sep-21



