



# Framework for Learning from Home – Kindergarten

## Languages - Term 4 Week 1-2

Please find **your language class** below and choose ONE task to complete each week. You will need help from a parent/carer. Show each completed task to your parents so they can check it.

Tasks	
<p><b>Chinese Community Language</b></p> 	<p>Topic 课题: Farm Animals 农场动物</p> <p>Please watch pre-recorded video and may help you complete Chinese work easily. 请观看预先录制的视频，可以帮助你轻松完成中文作业。</p> <p><a href="https://nsweducation.zoom.us/rec/share/52foWXVGTZr3W8IBtwWRQ_7p8IFjHhE5d2vvCqK8bcpYBVvSjQbTAvqzBMAXFOn5.HnhALty5fLDklA5P">https://nsweducation.zoom.us/rec/share/52foWXVGTZr3W8IBtwWRQ_7p8IFjHhE5d2vvCqK8bcpYBVvSjQbTAvqzBMAXFOn5.HnhALty5fLDklA5P</a></p> <p>Our focus words is 叫<sup>jiào</sup></p> <p>1. Watch videos and sing along 我爱我的小动物: <a href="https://youtu.be/8DzO1gYpc5E">https://youtu.be/8DzO1gYpc5E</a> Students imitate the animal sounds in the video. 学生模仿视频中的动物声音。 Answer the questions (回答问题): 小羊怎么叫? 小猫怎么叫? 小鸡怎么叫? 小鸭怎么叫?</p> <p><b>Record your answers and upload your work to Seesaw.</b></p> <p>2. Trace and colour in the bubble Hanzi, answer the question and then match animals sound with the right animals. Then upload your work to Seesaw( see attachment worksheet). 按笔画把泡泡汉字涂色，回答问题，然后将动物的声音与正确的动物相连。把你的作业上传到 Seesaw (见附件作业)。</p> <p>Optional 或者: Can you find sticks, leaves, pasta, playdough, pegs etc to make Hanzi 叫<sup>jiào</sup>?</p> 

Tasks																	
	<p style="text-align: center;">用家里的不同材料做出叫<sup>jiào</sup>字，如，小木条，橡皮泥，树叶，意大利通心粉，夹子等。</p>																
<p><b>Chinese LOTE</b></p> 	<p>1. Please watch the pre-recorded lesson.</p> <p><a href="https://nsweducation.zoom.us/rec/share/ZFRd9YdhLyyQOhzaUfS0ORld8YwLcH3RZtsKGGnjOmItUQ5OIToErL77K6dNRqo4.QYp91ZIDFvMWpii-?startTime=1631659131000">https://nsweducation.zoom.us/rec/share/ZFRd9YdhLyyQOhzaUfS0ORld8YwLcH3RZtsKGGnjOmItUQ5OIToErL77K6dNRqo4.QYp91ZIDFvMWpii-?startTime=1631659131000</a></p> <p>2. The new words for this week are: 大 (da) – big, 小 (xiao) - small</p> <ul style="list-style-type: none"> <li>- draw a big teddy bear and label it 大, draw a small teddy bear and label it 小。</li> <li>- practice writing 大 and 小 using the template below.</li> </ul> <table border="1" style="width: 100%; text-align: center; border-collapse: collapse;"> <tr> <td style="font-size: 2em;">大</td> <td></td> <td></td> <td></td> <td></td> <td></td> <td></td> <td></td> </tr> <tr> <td style="font-size: 2em;">小</td> <td></td> <td></td> <td></td> <td></td> <td></td> <td></td> <td></td> </tr> </table> <p>3. Use the Quizlet link below to practice speaking and recognising learnt characters in Chinese.</p> <p><a href="https://quizlet.com/a6rldz?x=1jqt&amp;i=wqtwf">https://quizlet.com/a6rldz?x=1jqt&amp;i=wqtwf</a></p>	大								小							
大																	
小																	

## Tasks

### Arabic Community Language




1. Watch the pre-recorded lesson:

<https://nsweducation.zoom.us/rec/share/f24j3Xv2QR65tgit2BEHKAXI9-3lPnmbAvABFey941zES1ChRm0irdQbB01ZDB3G.y7nOa6qp1LAvrdhs?startTime=1631686175000>

2. Complete the revision worksheets

Copy the Arabic word three times and colour in the animal




جَامُوسٌ  
Buffalo

Copy the Arabic word here: جَامُوسٌ .....

\_\_\_\_\_  
\_\_\_\_\_  
\_\_\_\_\_

Copy the Arabic word three times and colour in the animal




دَجَاجَةٌ  
Chicken

Copy the Arabic word here: ..... دَجَاجَةٌ .

\_\_\_\_\_  
\_\_\_\_\_  
\_\_\_\_\_

Copy the Arabic word three times and colour in the animal



جِمَازٌ  
Donkey

Copy the Arabic word here: ..... جِمَازٌ .....

\_\_\_\_\_  
\_\_\_\_\_  
\_\_\_\_\_

3. Complete the Assessment:

## Tasks

ES1 T4 W2 Assessment Name: \_\_\_\_\_

**جاموس**  
**Buffalo**

Copy the Arabic word here:  
\_\_\_\_\_  
\_\_\_\_\_  
\_\_\_\_\_

**اوزة**  
**Goose**

Copy the Arabic word here:  
\_\_\_\_\_  
\_\_\_\_\_  
\_\_\_\_\_

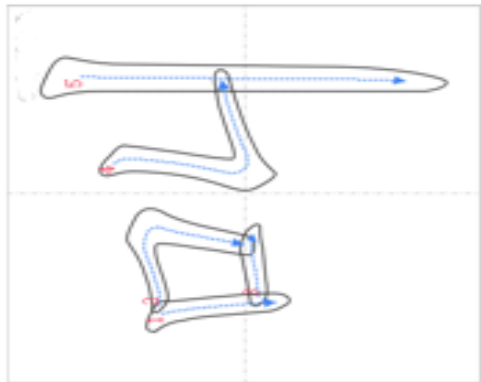
**بطة**  
**Duck**

Copy the Arabic word here:  
\_\_\_\_\_  
\_\_\_\_\_  
\_\_\_\_\_

4. Watch the YouTube video (hope you enjoy)

<https://www.bing.com/videos/search?q=arabic+song+for+kids+with+trasnlation&&view=detail&mid=4AD9A7827B6748CE7A174AD9A7827B6748CE7A17&&FORM=VRD GAR&ru=%2Fvideos%2Fsearch%3Fq%3Darabic%2Bsong%2Bfor%2Bkids%2Bwith%2Btrasnlation%26docid%3D607999436>

Chinese Community language worksheet



咩咩叫



哞哞叫



哞哞叫



嘶嘶叫



Arabic Worksheet 1

Copy the Arabic word three times and colour in the animal



جَامُوسٍ  
Buffalo

Copy the Arabic word here: ..... جَامُوسٍ .....

---

---

---

Arabic Worksheet 2

Copy the Arabic word three times and colour in the animal



دِجَاجَةٌ  
Chicken

Copy the Arabic word here: ..... دِجَاجَةٌ .

---

---

---

Arabic Worksheet 3

Copy the Arabic word three times and colour in the animal



جمل  
Donkey

Copy the Arabic word here: ..... جمل .....

---

---

---



Arabic Assessment

ES1 T4 W2 Assessment

Name: \_\_\_\_\_

كَبَابِي  
Buffalo

*Copy the Arabic word here:*

\_\_\_\_\_  
\_\_\_\_\_  
\_\_\_\_\_

جَوْشِي  
Goose

*Copy the Arabic word here:*

\_\_\_\_\_  
\_\_\_\_\_  
\_\_\_\_\_

دَكَاة  
Duck

*Copy the Arabic word here:*

\_\_\_\_\_  
\_\_\_\_\_  
\_\_\_\_\_