

# Framework for Learning from Home – Early Stage 1, Term 4 Week 1


You will need help from a parent/carer. Show each completed activity to your parents so they can check it and/or help you post it on Seesaw.

	Monday 4.10.21	Tuesday 5.10.21	Wednesday 6.10.21	Thursday 7.10.21	Friday 8.10.21
Task	Can you make your bed?	Can you pack your toys away after you use them?	What act of kindness can you do for a family member today?	Can you help set the table for dinner?	Can you help a family member today?
Session 1	<p><b>Enjoy the 'Public Holiday!'</b></p>	<p><b>Guided Reading (PMeCollection online books)</b></p> <p>Choose a book from PMe collection from your level to read to a family member.</p> <p>Website: <a href="https://app.pmecollection.com.au/login">https://app.pmecollection.com.au/login</a></p> <p><b>Soundwaves</b></p> <p>Today's sound is 'th' for 'thick thong, thin thong'. Listen to the chant on</p>	<p><b>Guided Reading (PMeCollection online books)</b></p> <p>Re read Tuesday's book and then choose a new book from PMe collection from your level to read to a family member.</p> <p>Website: <a href="https://app.pmecollection.com.au/login">https://app.pmecollection.com.au/login</a></p> <p><b>Soundwaves</b></p> <p>Today's sound is 'sh' for 'shell'. Listen to the</p>	<p><b>Soundwaves</b></p> <p>Today's sound is 'th' for 'feather'. Listen to the chant on seesaw.</p> <p>Explore the sound 'th' on Soundwaves kids. <a href="http://www.soundwaveskids.com.au">www.soundwaveskids.com.au</a></p> <p>Complete the student book activity either by telling your parents the answers or completing the worksheet.</p>	<p><b>Guided Reading (PMeCollection online books)</b></p> <p>Re read Wednesday's book and then choose a new book from PMeCollection to read to a family member.</p> <p>Website: <a href="https://app.pmecollection.com.au/login">https://app.pmecollection.com.au/login</a></p> <p><b>Soundwaves</b></p> <p>Today's lesson will be a revision lesson. Explore all</p>

Monday 4.10.21	Tuesday 5.10.21	Wednesday 6.10.21	Thursday 7.10.21	Friday 8.10.21
	<p>Soundwaves.</p> <p>Explore the sound “th” on Soundwaves kids.</p> <p><a href="http://www.soundwaveskids.com.au">www.soundwaveskids.com.au</a></p> <p>Complete the student book activity either by telling your parents the answers or completing</p> <p><b>English</b></p> <p>Your focus fox words are: <b>thick, thin, with, that, then, there</b></p> <p>Can you find sticks, leaves, pasta, playdough, pegs etc to make your focus fox words?</p> <p><b>Introducing onomatopoeia in writing</b></p> <p>Today we are going to learn about onomatopoeia. Onomatopoeia is a word whose sound suggests its meaning e.g The</p>	<p>chant on seesaw.</p> <p>Explore the sound “sh” on Soundwaves kids.</p> <p><a href="http://www.soundwaveskids.com.au">www.soundwaveskids.com.au</a></p> <p>Complete the student book activity either by telling your parents the answers or completing the worksheet.</p> <p><b>English</b></p> <p>Your focus fox words are: <b>thick, thin, with, that, then, there</b></p> <p>Can you write your focus fox words from the smallest to the tallest?</p> <p>thick <b>thick</b> thick</p> <p><b>Introducing onomatopoeia in writing</b></p> <p>Today we are going to revise onomatopoeia.</p> <p>Remember Onomatopoeia is a word</p>	<p><b>English</b></p> <p>Fill in the missing letters to make up the focus fox words. You may look at the words if you need help!</p> <p><b>thick, thin, with, that, then, there</b></p> <p>t h i _ _</p> <p>_ _ i n</p> <p>w i _ _</p> <p>t h _ t</p> <p>t h e _</p> <p>_ _ e r e</p> <p>Practise reading these words to a family member.</p> <p><b>Library zoom lesson with Mr Philpott</b></p> <p><b>Introducing onomatopoeia in writing</b></p> <p>Today we are going to make our writing more interesting by adding sound words and</p>	<p>the sounds we have learnt, their chant and action.</p> <p>Click on this link and press <b>‘all sounds’</b></p> <p><a href="https://online.fireflyeducation.com.au/program/soundwaves/graphemes/unit/1/soundinfokit">https://online.fireflyeducation.com.au/program/soundwaves/graphemes/unit/1/soundinfokit</a></p> <p>Complete the match the word beginnings and endings worksheet. (worksheet attached)</p> <p><b>English</b></p> <p>Focus fox words: <b>thick, thin, with, that, then, there</b></p> <p>Rainbow write your focus fox words. Read your sentences to a family member.</p> <p><b>Geography - What is a globe and what can it show us?</b></p> <p>Watch the video "Know your globe"</p>

Monday 4.10.21	Tuesday 5.10.21	Wednesday 6.10.21	Thursday 7.10.21	Friday 8.10.21
	<p>leaves <u>crunched</u> under my feet. Crunched is the sound the leaves makes,</p> <p>Listen to the Onomatopoeia Alphabet by Jack Hartmann  <a href="https://www.youtube.com/watch?v=FBQCgjo1QTU">https://www.youtube.com/watch?v=FBQCgjo1QTU</a></p> <p>Listen to the story 'The Very Noisy Baby' by Alison Lester  <a href="https://www.youtube.com/watch?v=zR3xv9jCvnk">https://www.youtube.com/watch?v=zR3xv9jCvnk</a></p> <p>The baby says lots of sound words like 'Neigh', 'Growl', 'Hoo', 'Moo', and 'Squark'.</p> <p>Can you match the sound words to the different animals? (worksheet attached).</p> <p>Can you think of any other onomatopoeia sounds? E.g Meow,</p>	<p>whose sound suggests its meaning. For example: <b>Boom! Boom!</b> went the big round drum.</p> <p><u>Boom</u> is the sound the drum makes.</p> <p>Listen to the story 'The Very Noisy Baby' by Alison Lester  <a href="https://www.youtube.com/watch?v=zR3xv9jCvnk">https://www.youtube.com/watch?v=zR3xv9jCvnk</a></p> <p>Can you match the sentences to the different animals? (cut and paste worksheet attached).</p>	<p>adjectives.</p> <p>Listen to 'What is an adjective?'  <a href="https://www.youtube.com/watch?v=-NqnQJjDmB0">https://www.youtube.com/watch?v=-NqnQJjDmB0</a></p> <p>Adjectives make your writing more interesting. E.g Meow, meow! The big fat cat is on the red mat.</p> <p>This sentence has 3 adjectives. The adjectives are: big, fat and red.</p> <p>It more interesting than the sentence 'The cat is on the mat' which has no adjectives.</p> <p>Can you make the following sentences more interesting by adding onomatopoeia and adjectives?</p> <p>Oink, oink! Here is the _____ pig.</p>	<p><a href="https://www.youtube.com/watch?v=x7k7CeWDtWs">https://www.youtube.com/watch?v=x7k7CeWDtWs</a></p> <p>Answer the following questions after watching the video:</p> <ul style="list-style-type: none"> <li>* What is a globe?</li> <li>* What does a globe show?</li> <li>* What is the blue part on a globe?</li> <li>* What is the coloured part on a globe?</li> </ul> <p>Ask your parents/carers and grandparents which country they were born in.</p> <p>Was everyone in your family born in the same country?</p> <p>How can we travel to other</p>

	Monday 4.10.21	Tuesday 5.10.21	Wednesday 6.10.21	Thursday 7.10.21	Friday 8.10.21
		meow says the cat		<p>Moo, moo! Here is the _____ cow.</p> <p>Woof, woof! Here j the _____ dog.</p> <p>Draw a picture to match each sentence.</p>	<p>countries?</p> <p><b>Activity 1:</b> "I wonder.....?"</p> <p>* Write or voice record some questions that you have about maps, countries or the world.</p> <p><b>Activity 2:</b> We live in Australia. Australia is a country and a continent.</p> <p>Colour the map of Australia brown or green and colour the water around it blue.</p> <p>Don't forget to make it lovely and neat.</p>
<b>Break</b>	Break (30 mins) Eat & Play	Break (30 mins) Eat & Play	Break (30 mins) Eat & Play	Break (30 mins) Eat & Play	Break (30 mins) Eat & Play
<b>Session 2</b>		<p><b>Mathematics -</b></p> <p>Addition</p> <p>Watch Addition Song</p> <p>Add Jack Hartman</p>	<p><b>Mathematics</b></p> <p>Number 11</p> <p>Today we are going to revise the number 11 by</p>	<p><b>Mathematics</b></p> <p>Addition</p> <p>Watch Move and Add Jack Hartman</p>	<p><b>Mathematics</b></p> <p>Data</p> <p>Data is the collection of information or facts. We</p>

Monday 4.10.21	Tuesday 5.10.21	Wednesday 6.10.21	Thursday 7.10.21	Friday 8.10.21
	<p><a href="https://www.youtube.com/watch?v=UqQ1VkBvuRs">https://www.youtube.com/watch?v=UqQ1VkBvuRs</a></p> <p>Watch: Animals on Board by Stuart Murphy</p> <p><a href="https://www.youtube.com/watch?v=OYK5R_N1yDs">https://www.youtube.com/watch?v=OYK5R_N1yDs</a></p> <p>Look at the last page of the book. Can you find 5 tigers, 7 swans, 8 frogs, 10 horses and 9 pandas?</p> <p>Can you add these two groups together?</p> <p>5 tigers + 8 frogs = ____</p> <p>7 swans + 8 frogs = ____</p> <p>5 tigers + 10 horses = ____</p> <p>9 pandas + 8 frogs = ____</p> <p>Optional; Practice counting by 10s.</p>	<p>completing a number talk.</p> <p>Write the number 11 in the middle of your piece of paper.</p> <p>How many ways can you make the number 11.</p> <p>Draw 11 kites.</p> <p>Write the word eleven.</p> <p>Write the number that comes before and after 11.</p> <p>Show 11 using tally marks.</p> <p>Double 5 plus 1 makes?</p> <p>I had 10 blue balls and 1 red skipping rope. How many toys are there altogether?</p> <p>Can you think of some more ways to make the number 11?</p> <p>Can you find the number 11 somewhere in your house?</p> <p>Be as creative as you like!</p> <p>Try a think of some</p>	<p><a href="https://www.youtube.com/watch?v=uONIJ5TQ2DA">https://www.youtube.com/watch?v=uONIJ5TQ2DA</a></p> <p><b>Play Closest to 10</b></p> <p>Watch: <a href="https://www.youtube.com/watch?v=cwGdCAzKH40&amp;t=243s">https://www.youtube.com/watch?v=cwGdCAzKH40&amp;t=243s</a></p> <p><b>You will need:</b> a deck of cards, paper and pens.</p> <p>Play this game a couple of times with your parent or carer.</p> <p>If you don't have a deck of cards, write the numbers 1 to 9 four times to make your own cards.</p> <p>Complete Domino Addition Worksheet 4(See attached</p>	<p>can organise this information into a graph. Let's look at the colour graph.</p>  <p>Let's make a colour graph.</p> <ul style="list-style-type: none"> <li>Find and put 5 red blocks, 5 yellow blocks, 5 green blocks and 5 blue blocks into a bag. You may use different coloured items.</li> <li>Shake the bag to mix up the objects.</li> </ul>

Monday 4.10.21	Tuesday 5.10.21	Wednesday 6.10.21	Thursday 7.10.21	Friday 8.10.21
	<p>Watch <a href="https://www.youtube.com/watch?v=Ftati8iGQcs&amp;list=PLM95cb_Szq3am4n6jJw127QbBlDivZglc">https://www.youtube.com/watch?v=Ftati8iGQcs&amp;list=PLM95cb_Szq3am4n6jJw127QbBlDivZglc</a></p>	<p>different ways to show the number 11!</p> <p>Practice counting backwards from 20.</p> <p>Watch The Counting Down from 20 Song. <a href="https://www.youtube.com/watch?v=fS60rraBhz4">https://www.youtube.com/watch?v=fS60rraBhz4</a></p> <p>Try counting backwards from a higher number like 30 or 40. Next week we will be practising subtraction.</p> <p><b>12-3pm Wellbeing Wednesday</b></p> <p>Keep Moving! Make up a dance routine to your favourite song. Can you perform this for your family?</p> <p>Ping pong story telling! Write the opening sentence to a story, then someone else writes the next line. Then it's your turn again! Keep alternating until you have a full story.</p>	<p>worksheet).</p> <p>Practice counting backwards from 20.</p> <p>Watch The Counting Down from 20 Song. <a href="https://www.youtube.com/watch?v=fS60rraBhz4">https://www.youtube.com/watch?v=fS60rraBhz4</a></p> <p>Try counting backwards from a higher number like 30 or 40. Next week we will be practising subtraction.</p> <p>Practice counting forwards to and backwards from 30.</p> <p>Watch 1 to 30 and 30 to 1. <a href="https://www.youtube.com/watch?v=WHuuuh9GgP8">https://www.youtube.com/watch?v=WHuuuh9GgP8</a></p> <p>Play some games on iMaths Kids <a href="http://www.imathskids.com.au">www.imathskids.com.au</a></p> <p>Student login: some685</p>	<ul style="list-style-type: none"> <li>• Print off the attached graph worksheet.</li> <li>• Pull out 10 coloured objects.</li> <li>• Group the objects into red, yellow, green and blue.</li> <li>• Count each group and colour in a box for each item.</li> <li>• For example if you pulled out 3 red blocks, colour 3 red boxes on the graph.</li> <li>• Count, colour in and graph each different coloured item.</li> <li>• Tell a parent or carer the answer to these questions.</li> <li>• What is the most popular colour?</li> </ul>

Monday 4.10.21	Tuesday 5.10.21	Wednesday 6.10.21	Thursday 7.10.21	Friday 8.10.21
		<p>Get Cooking! Help a family member prepare a meal or help wash up.</p> <p><b>We hope you enjoy for afternoon!</b></p>		<p>How do you know?</p> <ul style="list-style-type: none"> <li>• What is the least popular colour? How do you know?</li> <li>• Are any colours the same? Which colours are they? How do you know?</li> <li>• Post a picture of your graph onto Seesaw.</li> </ul>
<b>Break</b>	Break (1 hour) Eat & Play	Break (1 hour) Eat & Play	Break (1 hour) Eat & Play	Break (1 hour) Eat & Play
<b>Session 3</b>		<b>Community Language</b>	<b>Physical Education</b>  Let's Get Active:  Join Mrs. Mitkovski for some exercise and dancing.	<b>Creative Art</b>  Enjoy drawing a cute Australian animal – the cuddly Koala!  <a href="https://www.youtube.com/watch?v=hAstcVv9lfl&amp;ab_channel=ArtforKidsHub">https://www.youtube.com/watch?v=hAstcVv9lfl&amp;ab_channel=ArtforKidsHub</a>  Don't forget to upload it for your teachers to see!







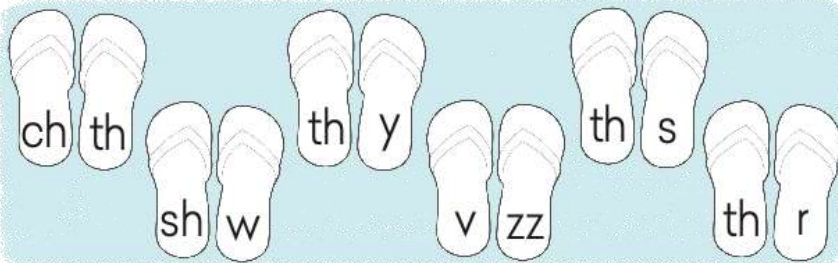
1 Colour the letters for in each List Word.

thick thin thong with

2 Tick the box if you hear in the picture name.  
Cross the box if you do not hear in the picture name.



3 Colour the thongs with **th** on them.



4 Write **th** or **Th** in the spaces to finish the poem. Read with your teacher. Draw the picture.

\_\_\_ick \_\_\_ongs,

\_\_\_in \_\_\_ongs,

\_\_\_ud, \_\_\_ud, \_\_\_ud.



1 Colour the letters for in each List Word.

this that then them

2 Circle the picture if you hear in the picture name.



3 Write **th** to finish the words. Draw a line from the word to the picture.

mo\_\_er

fa\_\_er

wea\_\_er

bro\_\_er



4 Write **th** or **Th** in the spaces. Colour the feathers to match.

\_\_\_is fea\_\_\_er is red.



\_\_\_at fea\_\_\_er is yellow.



BLM WU26



Warm Up: Memory (List Words)

F WU26

with

F WU26

thong

F WU26

thin

F WU26

thick

F WU26

fish

F WU26

shut

BLM WU26



Warm Up: Memory (List Words)

F WU26

with

F WU26

thong

F WU26

thin

F WU26

thick

F WU26

fish

















































F WU26

shut

**BLM GM100**


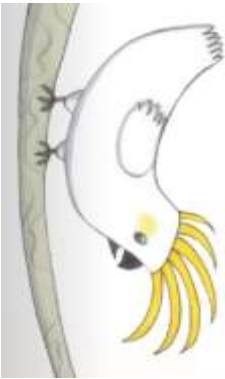

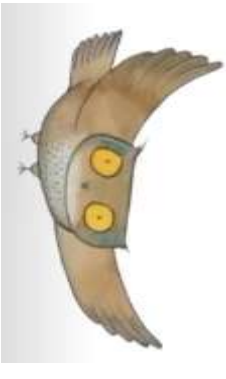

F   GM100

Match Up: Word Beginnings and Endings

F   GM100 thi _____	F   GM100 ck _____	F   GM100 thi _____	F   GM100 s _____
F   GM100 thi _____	F   GM100 n _____	F   GM100 mo _____	F   GM100 th _____
F   GM100 thi _____	F   GM100 ng _____	F   GM100 the _____	F   GM100 m _____
F   GM100 tha _____	F   GM100 t _____	F   GM100 the _____	F   GM100 n _____
F   GM100 tho _____	F   GM100 ng _____	F   GM100 th _____	F   GM100 ere _____
F   GM100 thu _____	F   GM100 d _____	F   GM100 boa _____	F   GM100 th _____

**The Very Noisy Baby**

Match the sound words with the animal.


	
	
	
	
	

<b>Moo!</b>	<b>Neigh!</b>	<b>Growl!</b>
<b>Hoo!</b>	<b>Moo!</b>	<b>Squawk!</b>

### The Very Noisy Baby

Match the sentence to the words the animal.

Moo! Here comes the big cow.	
Neigh! Here comes the grey horse.	
Squawk! Here comes the white bird.	
Growl! Here comes the orange tiger.	
Hoo! Here comes the brown owl.	




Name: \_\_\_\_\_


Date: \_\_\_\_\_

## DOMINO ADDITION SHEET 4


Count the number of dots on each domino and fill in the total.




$$\underline{\quad} + \underline{\quad} = \underline{\quad}$$




$$\underline{\quad} + \underline{\quad} = \underline{\quad}$$




$$\underline{\quad} + \underline{\quad} = \underline{\quad}$$




$$\underline{\quad} + \underline{\quad} = \underline{\quad}$$




$$\underline{\quad} + \underline{\quad} = \underline{\quad}$$




$$\underline{\quad} + \underline{\quad} = \underline{\quad}$$




$$\underline{\quad} + \underline{\quad} = \underline{\quad}$$




$$\underline{\quad} + \underline{\quad} = \underline{\quad}$$




$$\underline{\quad} + \underline{\quad} = \underline{\quad}$$



$$\underline{\quad} + \underline{\quad} = \underline{\quad}$$



$$\underline{\quad} + \underline{\quad} = \underline{\quad}$$



$$\underline{\quad} + \underline{\quad} = \underline{\quad}$$

Shade the dominoes which have a total of 10.




© 2000 Microsoft Corporation. All rights reserved.





