

Framework for Learning from Home Week 9 Year 3, Celebrating Wow Week@HPS

三年级在家学习大纲----第三学期第九周

以下作业你有可能需要父母的协助才能完成。请展示父母你完成的作业。 e

	Monday 6 th September 星期一 九月六日	Tuesday 7 th September 星期二 九月七日	Wednesday 8 th September 星期三 九月八日	Thursday 9 th September 星期四 九月九日	Friday 10 th September 星期五 九月十日
9-9:20am	Zoom Roll Call 点名 Lesson Overview	Zoom Roll Call 点名 Lesson Overview	Zoom Roll Call 点名 Lesson Overview	Zoom Roll Call 点名 Lesson Overview	Zoom Roll Call 点名 Lesson Overview
	Zoom Guided Reading Times vary 缩放引导阅 读 时间各不相同	Library Zoom Lesson Times vary 图书馆缩放 课程 时间各不相同	Zoom Guided Reading Times vary 缩放引导阅 读 时间各不相同	Zoom Guided Reading Times vary 缩放引导阅 读 时间各不相同	Zoom Assembly 集合
Session 1 第一节	English 英语	Englishv 英语	English 英语	English 英语	English 英语
	Spelling:拼写 Sound focus: w, wh, u and v, ve 声音焦点: w , wh, 你和 v, ve	Reading:阅读 Reading Activity Part 1 WATCH THIS VIDEO ABOUT FIGURATIVE LANGUAGE 阅读活动第	Reading: 阅读 VISUAL LITERACY 1.Watch the video Of Cry Me a River by Rodney McRae 视觉素养 1. 观看	Reading: 阅读 Read the information about moon phases and answer the following questions. 阅读有关月球	Reading: 阅读 Read a book to your favourite teddy. What was the title of the book? 阅读有关月球相的信



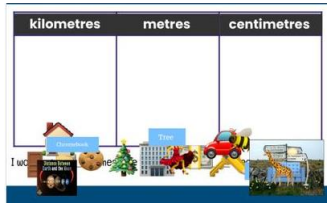

	Monday 6 th September 星期一 九月六日	Tuesday 7 th September 星期二 九月七日	Wednesday 8 th September 星期三 九月八日	Thursday 9 th September 星期四 九月九日	Friday 10 th September 星期五 九月十日
	<p>Choose ten of your spelling words and write them out as pyramid words:</p> <p>For example: biome 选择十个拼写单词，并把它们写成金字塔单词：例如：生物群。</p> <p>b bi bio biom biome</p> <p>Soundwaves: Play a game on a sound of your choosing for 15 minutes.</p> <p>Login: b 双生物生物群</p> <p>生物群发声波：在您选择的聲音上玩游戏</p> <p>15 分钟。登录： www.声波斯基.com.au</p> <p>Access code: moss583</p> <p>密码: moss583</p>	<p>1 部分 观看此视频关于比喻语言</p> <p>http://www.viewpure.com/NegoYluXoEA?start=0&end=0</p> <p>Reading Activity Part 2</p> <p>1. Watch the video Of Cry Me a River by Rodney McRae</p> <p>http://www.viewpure.com/uhrNQvpqgfY?start=0&end=0 阅读活动第 2 部分</p> <p>1. 观看罗德尼·麦克雷的《哭我一条河》视频</p> <p>http://www.viewpure.com/uhrNQvpqgfY?start=0&end=0</p> <p>2. Read the attached PDF version of the book.</p> <p>3. Good readers visualize, or create mental pictures of what they read about. The story is poetic and full of rich vocabulary, similes, metaphors and personification. 2. 阅读</p>	<p>罗德尼·麦克雷的《哭我一条河》视频</p> <p>http://www.viewpure.com/uhrNQvpqgfY?start=0&end=0</p> <p>2. Read the attached PDF version of the book. 阅读所附 PDF 版本的書</p> <p>3. Click on Response and Look at pages 11 and 15. Click edit and finish the sentences.</p> <p>单击响应并查看第 11 页和第 15 页。单击“编辑”并完成句子。Slide 1: The vectors in this image are the p_____ that contain _____ that man has created in f_____. The vectors take our eyes from the f_____ to the w_____. These poisons make our waterways s_____.</p> <p>幻燈片 1: 此圖像中的載體是包含該人於 f_____</p>	<p>相的信息并回答以下问题。</p> <p>Read the information on the moon phases and answer the following questions:</p> <p>閱讀有關月球相的資訊並回答以下問題：</p> <p>1. What word can be used to complete the sentence below: 什麼詞可以用來完成下面的句子</p> <p>The Moon cannot make its own... Pick one. 月亮不能自己製造...選擇一個</p> <p>gravity 認真，嚴肅，莊重。</p> <p>water 水</p> <p>light 光</p> <p>heat 熱</p> <p>2. How far away is the</p>	<p>息并回答以下问题。</p> <p>Who is the author?</p> <p>Who is the illustrator?</p> <p>Who is the intended audience? 作者是誰？插畫家是誰？誰是預定的觀眾？</p> <p>Would you recommend this book to a friend? Why? 你會把這本書推薦給朋友嗎？為什麼？</p>

	Monday 6 th September 星期一 九月六日	Tuesday 7 th September 星期二 九月七日	Wednesday 8 th September 星期三 九月八日	Thursday 9 th September 星期四 九月九日	Friday 10 th September 星期五 九月十日
	<p>Public Speaking: 演说(术) Using your voice to add meaning to your text is a very important skill to master. Learn the following speech and then record it twice – once with a positive voice, like it is a compliment, then again with a negative voice, as if it is an insult. Send your recordings to your teacher on Seesaw.</p> <p>使用语音为文本添加意义是掌握的非常重要的技能。学习以下演讲，然后录制两次 - 一次用积极的声音，就像它是一种恭维，然后再次用负面的声音，仿佛它是一种侮辱。将您的录音发送到跷 (Seesaw) 上给你的老师。</p> <p>“You are unlike anyone else I know. You don't think the same way as</p>	<p>所附的 PDF 版本的书。</p> <p>3.好读者可视化，或创建他们读到的内容的心理图片。这个故事富有诗意，充满了丰富的词汇、比喻、隐喻和人情化。</p> <p>RESPOND TO THIS ACTIVITY BY EDITING THE TEMPLATE, USE THE PDF OR WRITE THE RESPONSES IN YOUR WORKBOOK:</p> <p>通过编辑模板、使用 PDF 或在工作簿中写下响应来响应此活动：</p>	<p>創建的 ____ 的 p____。</p> <p>向量把我們的眼晴從 f____ 帶到 w____。這些毒藥使我們的水道 s____。</p> <p>Slide 2 :The most salient part of this image is _____ because _____. We can make our waterways healthy again by _____.</p> <p>幻燈片 2：此圖像最突出的部分是____我們可以通過 [____]使我們的水道再次健康。</p>	<p>Moon from the Earth in km? 月球離地球有多遠?</p> <p>3476km 384 403km 2160km 238 857km</p> <p>3476 公里 384 403 公里 2160 公里 238 857 公里</p> <p>3. Explain what a lunar month is. .解釋什麼是農曆月</p> <p>4. What word is used to describe when the Moon appears to be getting smaller? .當月亮看起來越來越小時，用什麼詞來形容?</p> <p>5. What is selenophobia? 什麼是賽勒恐懼症</p> <p>6. Why can humans not live on the Moon (at the moment)? Use evidence from the text to support your answer. 為什麼人類</p>	

	Monday 6 th September 星期一 九月六日	Tuesday 7 th September 星期二 九月七日	Wednesday 8 th September 星期三 九月八日	Thursday 9 th September 星期四 九月九日	Friday 10 th September 星期五 九月十日
	<p>anyone else. Your ideas are always strange and unusual. You never worry about what anybody else thinks. You just do whatever you want to do. You are different. Unique. Yes, that is the only word I can think of to describe you.” 你和我认识的其他人不一样你和其他人的想法不一样。你的想法总是奇怪和不寻常的。你从不担心别人怎么想你只要做任何你想做的事就好。你是不同的。独特。是的，这是我唯一能想到的来形容你的词”。</p>			<p>不能生活在月球上（此刻）？使用文字中的證據來支援您的答案</p> <p>7. Who was the first man to walk on the Moon? 誰是第一個在月球上行走的人？</p> <p>詞彙：從與主題相關的閱讀中選擇 5 個單詞，並為它們編寫定義。</p>	

	Monday 6 th September 星期一 九月六日	Tuesday 7 th September 星期二 九月七日	Wednesday 8 th September 星期三 九月八日	Thursday 9 th September 星期四 九月九日	Friday 10 th September 星期五 九月十日										
	<p>Writing:写作</p> <p>Writing with feelings words adds interest to persuasive texts. Look at the two pictures on the attached pages.(Grandma shopping in empty supermarket, Girl grabbing toilet rolls) Choose one to write about using the table. 用感情写作的话增加了对有说服力的文本的兴趣。 查看所附页面上的两张图片。(奶奶在空荡荡的超市购物, 女孩抓马桶卷) 选择一个写关于使用表。</p> <div><p>Choose one of the two pictures to write about</p><p>I am writing about the grandmother in the supermarket. OR The girl panic buying toilet paper.</p><table><tr><td>Who do I see in this picture?</td><td>What is happening here?</td><td>How is the person behaving?</td><td>How do I feel looking at this picture?</td><td>Call to action: What should change about panic buying?</td></tr><tr><td></td><td></td><td></td><td></td><td></td></tr></table></div> <p>There is a checklist at the end to tick. 结尾处有一个勾选表。</p>	Who do I see in this picture?	What is happening here?	How is the person behaving?	How do I feel looking at this picture?	Call to action: What should change about panic buying?						<p>Writing: 写作</p> <p>A collective noun names a group of people or things, eg. A group of lions = a pride of lions, a group of fish = a school of fish etc.</p> <p>一个集体名词说出一群人或某物的名字, 例如。一群狮子 —— 狮子的骄傲, 一群鱼 —— 一群鱼等等。</p> <p>Write a sentence for each of the following collective nouns.</p> <p>为以下每个集体名词写一个句子。</p> <p>1. a litter of kittens 一群小猫</p> <p>2. a bunch of bananas</p>	<p>Writing: 写作</p> <p>Using the attached sheets, choose one of the topics you would like to write about.</p> <p>使用所附的表格, 選擇您想寫的主題之一。</p> <div></div> <p>Plan and write in 5 paragraphs.</p> <p>計劃並寫在 5 段中</p> <p>Introduction 介紹</p> <p>Arguments 論點, 1,2, and 3 (1,2 3)</p> <p>Conclusion. 結論</p> <p>Use feelings words to express your opinions. Fill in the checklist at the end. 用感情的話來表達你的意見。最後填寫清單。</p>	<p>Writing: 写作</p> <p>An adverb is a word that describes how an action is carried out, eg. The cat jumped <u>quickly</u> over the fence.</p> <p>副詞是描述行動如何執行的單詞, 例如。貓迅速跳過籬笆。</p> <p>The word '<u>quickly</u>' describes the action of how the cat jumped.</p> <p>"快"字描述了貓跳的動作</p> <p>Write interesting sentences using the following adverbs: 使用以下副詞寫有趣的句子:</p> <p>1. softly 轻轻地</p> <p>2. carefully 小心</p> <p>3. quietly 安靜地</p> <p>4. playfully 遊戲</p>	<p>Writing: 写作</p> <p>A homophone is a word that is pronounced the same (to varying extent) as another word but differs in meaning. Write a sentence for each of the following (use a dictionary to find the meaning of the words you are unsure of the correct meaning): 同音是一個詞, 發音相同 (不同程度) 為另一個詞, 但含義不同。為以下每個詞句寫一個句子 (使用字典查找您不確定正確含義的單詞的含義):</p> <p>1. pair 对</p> <p>2. pear 梨</p> <p>3. blue,蓝</p> <p>4. blew 吹了</p> <p>5. right 对,</p> <p>6. write 白色</p>
Who do I see in this picture?	What is happening here?	How is the person behaving?	How do I feel looking at this picture?	Call to action: What should change about panic buying?											

	Monday 6 th September 星期一 九月六日	Tuesday 7 th September 星期二 九月七日	Wednesday 8 th September 星期三 九月八日	Thursday 9 th September 星期四 九月九日	Friday 10 th September 星期五 九月十日
		一堆香蕉 3. a bouquet of flowers 一束花 4. A fleet of ships 一船队 5. a swarm of bees 一群蜜蜂		5. happily 快樂地	7. sun, 太阳 8. son 儿子
Brain Break 休息	Break (30 min) Eat and Play 休息 (30 分鐘) 吃玩	Break (30 min) Eat and Play 休息 (30 分鐘) 吃玩	Break (30 min) Eat and Play 休息 (30 分鐘) 吃玩	Break (30 min) Eat and Play 休息 (30 分鐘) 吃玩	Break (30 min) Eat and Play 休息 (30 分鐘) 吃玩
Session 2 第二节	Mathematics 数学	Mathematics 数学	PDHPE 体育和健康	Mathematics 数学	Mathematics 数学

	Monday 6 th September 星期一 九月六日	Tuesday 7 th September 星期二 九月七日	Wednesday 8 th September 星期三 九月八日	Thursday 9 th September 星期四 九月九日	Friday 10 th September 星期五 九月十日
	<p>Patterns & Algebra MA2-8NA 模式</p> <p>Today, you are going to investigate odd and even numbers. Look at the worksheet at the end of this booklet:</p> <p>今天，你要调查奇怪的，甚至数字。查看本小册子末尾的工作表：</p>  <ul style="list-style-type: none"> Make arrays for the numbers from 6 to 24. 为 6 到 24 的数字制作阵列 Can you make arrays 	<p>Patterns & Algebra MA2-8NA 模式</p> <p>Visit the following website and learn more about odd and even numbers. Take the quiz at the end to test your knowledge. 访问以下网站，了解更多关于奇数甚至数字。参加最后测验，以测试您的知识</p> <p>https://www.mathsisfun.com/numbers/even-odd.html</p> <p>Optional games: 非强制的游戏(opp.: www.imathskids.com.au Access Code: nine026 密码 nine026</p>	<p>Complete the basketball Challenge. If you don't have a basketball, use a different type of ball. If you don't have a ball you can pretend you do. 完成篮球挑战赛。如果你没有篮球，用不同类型的球。如果你没有球，你可以假装你这样做。</p> <p>Make sure to warm up first. 一定要先热身</p> 	<p>Length 长度 h: MA2-9MG</p> <p>Drag the different pictures and words and place them in the correct category on the chart. 拖动不同的图片和单词，并将它们放在图表上的正确类别中</p>  <p>Complete sentence for one of you measures. For example, "I would use cm to measure the length a phone because it's shorter than a metre." 完成对你们中的一个措施的句子。例如，"我会用厘米来测量手机的长度，因为它比一米短。</p> <p>www.imathskids.com.au Access Code: nine026</p>	<p>Length 长度: MA2-9MG</p> <p>Find objects around the house to measure.</p> <p>List the objects on the chart. Estimate the length of the object. Find the actual measure of the object and record on the chart to the closest half measure. 查找房子周围的物体进行测量。列出图表上的对象。估计对象的长度。查找对象的实际测量，并在图表上记录到最接近的半测量。</p>  <p>When all objects have been recorded order the each according to their measure. 当所有对象都被记录下来时，根据它们的测量顺序排列每个对象</p>

	Monday 6 th September 星期一 九月六日	Tuesday 7 th September 星期二 九月七日	Wednesday 8 th September 星期三 九月八日	Thursday 9 th September 星期四 九月九日	Friday 10 th September 星期五 九月十日
	<p>with 2 equal rows?</p> <ul style="list-style-type: none"> 你能用 2 个相等行制作阵列吗? What do you notice about the factors of the arrays that you make? 您注意到您所制作阵列的因素是什么? Can you find any patterns? 你能找到任何模式吗? Think about odd and even numbers...想想奇怪的, 甚至数字 <p>Optional games 非强制的游戏(opp.: www.imathskids.com.au Access Code: nine026 密码 nine026:</p>			密码 nine026	www.imathskids.com.au u Access Code: nine026 密码 nine026
Brain Break	Break (1 hour) Eat and Play	Break (1 hour) Eat and Play	Break (1 hour) Eat and Play	Break (1 hour) Eat and Play	Break (1 hour) Eat and Play

	Monday 6 th September 星期一 九月六日	Tuesday 7 th September 星期二 九月七日	Wednesday 8 th September 星期三 九月八日	Thursday 9 th September 星期四 九月九日	Friday 10 th September 星期五 九月十日
	休息 (1 小时) 吃玩	休息 (1 小时) 吃玩	休息 (1 小时) 吃玩	休息 (1 小时) 吃玩	休息 (1 小时) 吃玩
Session 3 第三节	Language 英语	Science 科学	Wellbeing Wednesday 快乐的星期三	Geography 地理	Creative Arts 创造艺术
	<p>PDHPE:体育和健康</p> <p>Before your start your language lesson do some soccer stretches to get you energised and ready for learning. 在你开始你的语言课之前, 做一些足球伸展, 让你精力充沛, 并准备学习。</p> <p> SOCCER WARM UP EXERCISES!</p>  	<p>Watch the video about the phases of the moon. 观看有关月球相位的视频。</p> <p>https://www.youtube.com/watch?v=yXe0yxzYkjo&t=131s</p>  <p>Label each phase of the moon.</p>	<p>Complete a mindfulness guided meditation. You can access these on Smiling Mind or Peaceful Kids. 完成正念引导冥想。你可以访问这些微笑的头脑或和平的孩子。</p> <p>https://www.smilingmind.com.au/ https://www.peacefulkids.com.au/</p>	<p>1. Watch this video 看视频 https://www.inquisitive.com/video/65-mt-everest</p> <p>2. See the Geography PDF and answer the questions by referring to the Ebook about China's Natural Features or complete your own research. 查看地理 PDF, 并参考有关中国自然特征电子书或完成自己的研究来回答问题。</p> <p>https://www.nationalgeographic.org/encyclopedia/mount-everest/</p>	<p>The amazing flying cylinder! 惊人的飞行缸</p> <p>Watch the video of Mr Nurse making an unusual paper aeroplane. Follow the steps and make your own. Have fun, decorate it by colouring, drawing or using paper coloured paper. Take a video of you testing it. If you've done it correctly it should glide smoothly through the air! 观看护士先生制作一架不寻常的纸飞机的视频。按照步骤, 使自己的。玩得开心, 通过着色、绘画或使用纸色纸来装饰它。拍摄您测试它的视频。如果你做对了, 它应该平稳地滑过空气!</p>

	Monday 6 th September 星期一 九月六日	Tuesday 7 th September 星期二 九月七日	Wednesday 8 th September 星期三 九月八日	Thursday 9 th September 星期四 九月九日	Friday 10 th September 星期五 九月十日
	Wow Week 快乐周@HPS	Wow Week 快乐周@HPS	Wow Week 快乐周@HPS	Wow Week 快乐周@HPS	Wow Week 快乐周@HPS
Optional 非强制性的	Choose a Wow Week activity for fun. 选择哇周活动来娱乐。	Choose a Wow Week activity for fun. 选择哇周活动来娱乐。	Choose a Wow Week activity for fun. 选择哇周活动来娱乐。	Choose a Wow Week activity for fun. 选择哇周活动来娱乐。	Choose a Wow Week activity for fun. 选择哇周活动来娱乐。

For some of the activities you may need your parents help. Show each completed activity to your parents to check.

WOW WEEK

Write a song or rap about our school and perform it. You could write the words and record and upload it.	Do something kind as a surprise for someone in your family and watch them smile.	Talk about something that made you laugh today.	Choose a Peaceful Kids meditation https://www.peacefulkids.com.au/meditations/1.html
Lie down, close your eyes and listen to your breath. Imagine you are somewhere amazing. What can you see, hear, feel and taste?	To end the week host a karaoke night with your family and sing your favourite songs together.	Cook your <u>favourite</u> meal with your family.	Using art materials of your choice, draw, paint or <u>create</u> an artwork that would make a great mural on the back of our school hall.
Phone, Facetime, or write a letter to a friend. Tell them all your news. Ask them how they are.	Make a playlist of songs and have a family disco at home! Ensure everyone has the chance to choose <u>their</u> favourite songs.	Create a training video for your <u>favourite</u> sport. Teach us some of the skills associated with the sport of your choice. Maybe some drills or a modified game.	Create a workout or exercise video that will have everybody moving. You can add some music to it too.

YEAR 2 Spelling List

<ul style="list-style-type: none"> • above • adventure • arrival • could've • cover 	<ul style="list-style-type: none"> • evenly • everything • favourite • heavy • invite 	<ul style="list-style-type: none"> • leave • lovingly • serve • seventy • should've • travel 	<ul style="list-style-type: none"> • vacation • video • visit • visitor
<ul style="list-style-type: none"> • afterwards • aqua • awoke • between • forward 	<ul style="list-style-type: none"> • quantity • quest • question • sandwich • sweet • waste 	<ul style="list-style-type: none"> • weather • weekend • welcome • wheat • wheel 	<ul style="list-style-type: none"> • whether • whisper • whistle • woman

YEAR 3 Spelling List

<ul style="list-style-type: none"> • loving • even • we've • river • move • drive 	<ul style="list-style-type: none"> • arrive • drove • leave • video • believe • Favourite • November 	<ul style="list-style-type: none"> • wish • which • while • walk • white 	<ul style="list-style-type: none"> • window • quit • quiz • swish • twist • wonderful • Wednesday
<ul style="list-style-type: none"> • arrival • conversation • environment • evaporate • evidence ● Invention ● receive 	<ul style="list-style-type: none"> • survive • television • vacancy • vacation • vacuum • valuable • variable • vegetable 	<ul style="list-style-type: none"> • adequate • afterwards • aquarium • consequence • hardware • quality • quarter • question 	<ul style="list-style-type: none"> • quietly • reward • swallow • turquoise • twelfth • wealthy ● weather

The Moon

Do you ever look at the Moon at night and see the Moon shining down and lighting up the night-time town? Do you wonder what it would be like to visit the Moon or wonder why it shines so bright? Read on to find out all about our planet's moon.

Moon and Sun




The Moon shines very brightly, but it is only reflecting the light of the Sun because it cannot make its own light. When the Sun comes back up for our daytime, it appears as if the Moon has disappeared, but it doesn't, it's just harder to see because the sky is so bright. Sometimes, if you look carefully, you can see the Moon in the sky during the daytime.

Orbit

The Moon is the Earth's only natural satellite (that means something that orbits a larger object). It takes the Moon about 28 days to go around the Earth once; we call this a lunar month. During this time, we only ever see the same side of the Moon as it rotates slowly whilst it moves around us. The side we see is called the 'near side'.

During its orbit, the angle between the Earth, Moon and Sun changes so the part of the Moon that is lit up cannot always be seen from Earth. This is what gives us the phases of the moon, when it is waxing (growing bigger) and waning (getting smaller) with shapes including crescent and gibbous.

The eight phases of the Moon are:

			
New Moon	Waxing Crescent	First Quarter	Waxing Gibbous
			
Full Moon	Waning Gibbous	Last Quarter	Waning Crescent

The Moon



Moon Facts

- Average Temperature in the day: 107°C
- Average Temperature at night: -153°C
- Distance from Earth: 384 403km
- Diameter (distance from one side to the other): 3476km
- Length of Day: 708 hours

What Is It Like on The Moon?

The Moon is extremely hot during the day but very cold at night. The surface of the Moon features a vast number of craters that have occurred after collisions with comets and asteroids. The Moon has many mountains, the tallest of which is Mons Huygens. It is 4700 metres tall; half the height of Mount Everest.

The Moon does not have an atmosphere like Earth does and therefore it is not possible to breathe on the moon without a special suit and tanks containing oxygen. The moon is also a very dry place and was thought to be completely without water. However, about a decade ago, traces of water were discovered. Some people now believe that humans may one day be able to live on the Moon.

Only 12 people have ever walked on the Moon. The first person to do this was Neil Armstrong on 20th July 1969. When he first walked on the Moon, he famously said, 'That's one small step for man, one giant leap for mankind'. There were two other men on the mission: Edwin 'Buzz' Aldrin and Michael Collins. Together, they formed the crew of the Apollo 11 mission. It took them just over three days to get there from Earth, blasting off in a Saturn V rocket from the Kennedy Space Centre, USA on July 16th 1969.

Did You Know...?
'Selenophobia' is the fear of the Moon.


You may have seen a film of people bouncing, rather than walking on the Moon. It isn't quite the same as walking on the Earth because the Moon's gravity is weaker than the Earth's gravitational force so people take longer to return to the surface when they go up in the air.




GotGame



BASKETBALL WARM UP EXERCISES!

PERFORM AND HOLD EACH STRETCH AND EXERCISE FOR 30 SECONDS!






BASKETBALL SKILLS TO PAY THE BILLS!

CAN YOU COMPLETE THE FOLLOWING BASKETBALL CHALLENGES?	30 SECONDS	45 seconds	1 minute
<p>Throw and catch</p>  <p>How many times can you throw and catch without dropping the ball?</p>			

<p>Bounce with 1 hand</p>  <p>How many times can you bounce the ball with your left hand?</p>			
<p>Basketball Drills:</p>  <p>How many times can you bounce the ball from 1 hand to the other hand?</p>			

SOCCER WARM UP EXERCISES!

 <p>HIGH KNEES FOR 30 SECONDS</p>	 <p>Swing and kick each leg forwards and backwards for 20 seconds</p>	 <p>Tuck Jumps for 15 seconds</p>
 <p>How many times can you bounce the ball with your right hand?</p>		

