

Framework for Learning from Home – Year 2 T3 W9 6th- 10th Sept

在家学习大纲 —— 二年级第三学期第九周 9.6 - 9.10

You will need help from a parent/carer. Show each completed activity to your parents so they can check it and/or help you post it on Seesaw. Remember to have regular breaks throughout the day for crunch and sip, recess and lunch, stretching and moving throughout the house in between activities. Please remember to take care with your work and present it neatly.

你将需要父母/看护人的帮助。向你的父母展示每项已完成的活动，以便他们检查和/或帮助你将其发布到 Seesaw。记住全天有规律的休息，吃水果，午休和午餐，在活动之间在整个房子里伸展和运动。请记得好好完成你的作业并整齐地呈现它。

It is WOW Week this week! 本周是 WOW Week !

Week 9 of every term is WOW week, which means we focus on our wellbeing! Here is a grid of activities you might like to do throughout the week.



If you would like to share them to Seesaw to show your teacher that would be lovely!

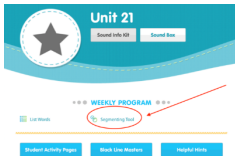
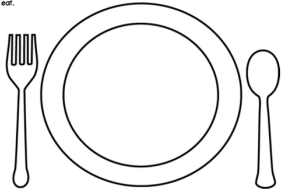
每个学年的第 9 周是 WOW 周，这意味着我们专注于我们的身心健康！以下是你可能希望在一周内进行的一系列活动。


如果你想把它们分享到 seesaw 给你的老师看，那就太好了！

WOW WEEK ACTIVITIES

Choose a Peaceful Kids meditation https://www.peacefulkids.com.au/meditations.html	Write a list of things that make you happy, things you're grateful for or things you're good at.	Use your imagination and as a family create a story, each taking it in turns to add one line/word/sentence.	Make a family kindness jar. Every time someone does something kind, write it down and put it in the jar.
Get building! You could build a Lego model, a tower of playing cards or something else!	Make up a dance routine to your favourite song	Cook your favourite meal with your family	Play a boardgame or do a puzzle with your family.
Create a treasure hunt with clues around the garden/house and to a final destination.	Make some wild art using sticks, leaves, flowers or anything else you can find outside.	Play alphabet Bingo. Can you spot an item in your home that starts with the letters a,b,c and so on.	Build a cubby house inside or outside.

Monday 6/9		Tuesday 7/9		Wednesday 8/9		Thursday 9/9		Friday 10/9			
周一		周二		周三		周四		周五			
<div>Guided Reading Groups on zoom will continue this week – Watch on seesaw for when your teacher will announce your reading group time on zoom. You will need to use your login details for the PM e-collection that were sent to you in Week 7.</div> <div>本周将继续使用 Zoom 指导阅读小组 –看一看 seesaw，看看你的老师何时会宣布你的 Zoom 阅读小组时间。你将需要使用你在第 7 周发送给你的 PM 电子收藏的登录详细信息。</div>											
<div>Morning Literacy</div> <div>早晨读写</div>		<div>Spelling 拼写- We are looking at Soundwaves- Unit 27. The sounds this are ‘oo’ and ‘u’ as in book and bush. Use the book template provided and write as many words you can think of that have the ‘oo’ or ‘u’ sound.</div> <div>我们正在看声波 - 第 27 单元。这是“oo”和“u”的声音，就像在 book 和 bush 中一样。使用提供的书籍模板，并尽可能多地写出你能想到的带有“oo”或“u”音的单词。</div> <div></div> <div>Visit the website for access to the sound, chants and games this week. 访问该网站以访问本周的声音、圣歌和游戏。</div> <div>www.soundwaveskids.com.au</div>		<div>Reading 阅读: Visit 浏览 https://in2era.com.au/home</div> <div>Username 用户名: hurstville</div> <div>Password 密码: hurstville</div> <div>Choose a picture book or a book at your level and read for enjoyment. Try to aim for 10-20 minutes of reading.</div> <div>选择一本图画书或符合你水平的书，然后阅读以享受乐趣。尝试以 10-20 分钟的阅读时间为目标。</div> <div>Persuasive Writing</div> <div>说服力写作</div> <div>A Topic Sentence tells the reader what the main idea is before giving examples/evidence.</div>		<div>CRAZY HAIR DAY!</div> <div>疯狂头发日！</div> <div>Today is Crazy Hair Day! Show your teachers on zooms today your craziest hair style!</div> <div>You do not need to go out and buy anything but see how creative you can be with your hair using what you have at home!</div> <div></div> <div>今天是疯狂的头发日！今天在 zoom 上向你的老师展示你最疯狂的发型！</div> <div>你不需要出去买任何东西，但看看你可以用家里的东西来做头发有多有创意！</div> <div>Spelling – Segmenting Sounds</div> <div>拼写-分解声音</div>		<div>Spelling - Textbook</div> <div>拼写-课本</div> <div></div> <div>We have uploaded the first page of Unit 27 from the Soundwaves textbook. Complete the activities. Do the first page ONLY.</div> <div>我们上传了声波课本第 27 单元的第一页。完成活动。只做第一页。</div> <div>Reading & Writing</div> <div>阅读和写作</div> <div>Watch ‘Ellie’s Dragon’ by Bob Graham.</div>		<div>Spelling - Textbook</div> <div>拼写-课本</div> <div></div> <div>We have uploaded the second page of Unit 27 from the Soundwaves textbook. Complete the activities. Do the second page ONLY</div> <div>我们上传了声波课本第 27 单元的第 2 页。完成活动。只做第 2 页。</div> <div>Explore some sounds and play the games for this unit on the Soundwaves</div>	


	<p>Access code:密码 puff231</p> <p><u>Persuasive Writing</u></p> <p><u>说服性写作</u></p> <p>Great reasons/arguments always start with a Topic Sentence. A topic sentence tells the reader what the main idea is before giving examples.</p> <p>重要的理由/论点总是以主题句开头。在给出例子之前，主题句告诉读者主要思想是什么。</p> <p>For example: <u>Stegosaurus are tall</u>, so the boy will get the best view in the parade. <u>Stegosaurus are big</u>, so they can scare off any monsters in the night. Stegosaurus are strong, so they can carry the whole class to the museum.</p> <p>例如：</p> <p>剑龙很高，所以男孩会在游行中获得最佳视野。</p> <p>剑龙很大，所以它们可以在晚上吓跑任何怪物。</p>	<p>在给出例子/证据之前，主题句告诉读者主要思想是什么。</p> <p>View the book 'The Perfect Pet' by Margie Palatini 查看玛吉·帕拉蒂尼 (Margie Palatini) 所著的《完美宠物》一书 https://www.youtube.com/watch?v=eWa63fkck8g</p> <p>Complete the following topic sentences with examples/evidence:</p> <p style="text-align: center;"><u><i>Topic Sentences</i></u></p> <p><u><i>A bug isn't too big so...</i></u></p> <p><u><i>A bug isn't too loud so...</i></u></p> <p><u><i>A bug doesn't scratch so...</i></u></p> <p>Upload your writing to SeeSaw.</p> <p><u>用例子/证据完成以下主题句：</u></p> <p><u>主题句子</u></p>	<p>Find the segmenting tool on the soundwaves website and work out how many sounds each word has and which letters match.</p> <p>在 soundwave 网站上找到分段工具，计算出每个单词有多少个发音以及哪些字母匹配。</p> <p>www.soundwaveskids.com.au</p> <p>Access code 密码: puff231</p>  <p><u>Reading & Writing</u></p> <p><u>阅读和写作</u></p> <p>Watch 'Ellie's Dragon' by Bob Graham. Imagine you had your own dragon.</p> <p>观看鲍勃·格雷厄姆 (Bob Graham) 的《艾莉的龙》。</p> <p>想象一下你有自己的龙。</p> <p>Draw a picture of your dragon and label the parts of the dragon. Some nouns and verbs have been provided for you.</p>	<p>In the story, Ellie and Scratch didn't have a chance to say goodbye. Imagine you are Ellie at the end of the story and write a goodbye letter to Scratch. Think about how Ellie and Scratch might be feeling. Write at least 2-3 sentences. Use the template provided or write your own and take a photo of your work.</p> <p>观看鲍勃·格雷厄姆 (Bob Graham) 的《艾莉的龙》。</p> <p>在故事中，Ellie 和 Scratch 没有机会说再见。想象你是故事结尾的艾莉，写一封告别信给 Scratch。</p> <p>想一想 Ellie 和 Scratch 的感受。至少写 2-3 句话。使用提供的模板或做一个你自己的模板并为你的作品拍照。</p>	<p>website.</p> <p>网站上探索本单元的一些声音并玩游戏。</p> <p>www.soundwaveskids.com.au</p> <p>Access code 密码: puff231</p> <p><u>Reading & Writing</u></p> <p><u>阅读和写作</u></p> <p>Watch 'Ellie's Dragon' by Bob Graham.</p> <p>Dragon Dinner Plate: If you had a dragon what would you feed it? Draw and label your dragon's favourite meal. Remember, they do not have to be the same as humans so be creative.</p> <p>观看鲍勃·格雷厄姆 (Bob Graham) 的《艾莉的龙》。</p> <p>Dragon Dinner Plate</p> <p><small>If you had a dragon what would you feed it? Draw and label your dragon's favourite meal. Remember, they do not have to be the same as humans so be creative like Ellie and think of what a dragon might really like to eat.</small></p>  <p>Graham) 的《艾莉的龙》。</p> <p>龙餐盘：如果你有一条龙，你会给它喂什么？绘</p>
--	--	--	---	--	--


<p>剑龙很强壮，所以它们可以把整个班级带到博物馆。</p> <p>View the book 'Emily's Perfect Pet' by Jonathan Shipton 查看乔纳森·希普顿 (Jonathan Shipton) 所著的《艾米丽的完美宠物》一书 https://www.youtube.com/watch?v=KoQ6HZnle24</p> <p>Complete the following topic sentences with examples: 用例子完成下列主题句：</p> <p><u>Topic Sentences</u></p> <p><u>You can decorate fishbowls with...</u> <u>Fish don't make much noise so....</u> <u>Kittens are cute because</u></p> <p><u>主题句子</u></p> <p><u>你可以用...来装饰鱼缸</u></p> <p><u>鱼不会发出太大的声音，所以.....</u></p> <p><u>小猫很可爱，因为.....</u></p> <p>Upload your writing to SeeSaw.</p>	<p><u>一个错误不是太大所以.....</u></p> <p><u>一个错误不是太大声所以.....</u></p> <p><u>一个错误不会划伤所以.....</u></p> <p>将你的作品上传到 SeeSaw。</p> <p>Keep your writing in a safe place for next week.</p> <p>把你的写作保存好，下周继续使用。</p> <p>Cybersafety 网络安全</p> <p>We need to make sure we are safe online when we use the internet, just like we would be safe when crossing the road. Although sometimes it can be hard to know how to be safe online.</p> <p>With your parents, click on the link below to watch and read the book "Swoosh, Glide and Rule Number 5".</p> <p>当我们使用互联网时，我们需要确保我们在网上是安全的，就像我们在过马路时是安全的一样。尽管有时可能</p>	<p>Use some of these or your own. Write a description about your dragon. What does it look like, what does it like to do, what is the coolest thing about your dragon.</p> <p>画一张你的龙的照片并标记龙的各个部分。已经为你提供了一些名词和动词。使用其中一些或你自己的。写一篇关于你的龙的描述。它长什么样，它喜欢做什么，你的龙最酷的地方是什么。</p> <p>All About My Dragon Imagine you had your own dragon. Draw a picture of your dragon.</p> <div data-bbox="1057 837 1393 1077">  <p>Name: <input type="text"/></p> <p>What does it look like? <input type="text"/></p> <p>What does it eat? <input type="text"/></p> <p>What is the coolest thing about your dragon? <input type="text"/></p> </div>	<p>Goodbye Scratch Elle and Scratch didn't really have a chance to say goodbye. Imagine you are Elle at the end of the story. Write a goodbye letter to Scratch.</p> <div data-bbox="1467 183 1780 422">  </div>	<p>制并标记你的龙最喜欢的食物。请记住，他们不必与人类相同，因此要有创造力。</p> <p>Home Reading 回家阅读: Visit https://in2era.com.au/home Username: hurstville Password: hurstville</p> <p>Choose a picture book or a book at your level and read for enjoyment. Try to aim for 10-20 minutes of reading.</p> <p>选择一本图画书或符合你水平的书，然后阅读以享受乐趣。尝试以 10-20 分钟的阅读时间为目标。</p>
---	--	--	--	--

	<p>将你的作业上传到 SeeSaw 。</p> <p>Home Reading 回家阅读: Visit 浏览 https://in2era.com.au/home Username 用户名: hurstville Password 密码: hurstville Choose a picture book or a book at your level and read for enjoyment. Try to aim for 10-20 minutes of reading. 选择一本图画书或符合你水平的书，然后阅读以享受乐趣。 尝试以 10-20 分钟的阅读时间为目标。</p>	<p>很难知道如何确保在线安全。</p> <p>与你的父母一起，单击下面的链接观看并阅读 “Swoosh、Glide 和第 5 条规则”一书。</p> <p>https://vimeo.com/508687813 Discuss with your family what happens to Swoosh in the story and the following questions. 与您的家人讨论故事中的 Swoosh 会发生什么以及以下问题。</p> <p>What were the 5 rules? How could Swoosh have stayed safe while watching videos on the tablet? Was he following all of the rules? Upload to Seesaw what you and your family can do to keep safe online in your home. Discuss with your family if these 5 rules would be good in your home for being safe online. 5 条规则是什么？ Swoosh 如何在平板电脑上观</p>			
--	--	--	--	--	--

		<p>看视频时保持安全？他遵守了所有的规则吗？</p> <p>上传到 Seesaw 你和你的家人可以做些什么来确保你家中的在线安全。与你的家人讨论这 5 条规则是否对你家中的网络安全有益。</p>			
Break 休息	Break 休息	Break 休息	Break 休息	Break 休息	Break 休息
Middle Maths 上午数学	<u>Maths – Patterns and Algebra</u> 数学 - 图案和代数 Addition and subtraction are connected. This helps us to calculate the missing number in a number sentence. E.g., $10 + _ = 15$ 加法和减法是相连的。这有助于我们计算数字句子中缺失的数字。 例如， $10 + _ = 15$ Your job is to find the missing number in each number sentence and check that the answer is correct. This task has been uploaded to Seesaw. 你的工作是找出每个数字句子中缺失的数字并检查答案是否	<u>Maths – Patterns and Algebra</u> 数学 - 图案和代数 Your job is to calculate the missing number in each addition number sentence. This task has been uploaded to Seesaw. 你的工作是计算每个加法数句中的缺失数。此任务已上传到 Seesaw。 iMaths- Go to the games section and choose a game to play. www.imaths.com.au 转到游戏部分并选择要玩的游戏 Access code 密码: tent495	<u>Maths – Patterns and Algebra</u> 数学 - 图案和代数 Create <u>three</u> different addition number sentences with a missing number. All of your answers should be two-digit answers. E.g., $10 + _ = 15$ $13 + _ = 20$ Remember to look at the examples to help you. 用缺少的数字创建三个不同的加号句子。你所有的答案都应该是两位数的答案。 例如， $10 + _ = 15$ $13 + _ = 20$ 请记住查看示例以帮助你。 <u>Wellbeing Wednesday</u> 身心	<u>Maths –Capacity</u> 数学- 容量 On Seesaw, watch the lesson about capacity. Capacity is the maximum amount that something can hold or contain. 在 seesaw 上，观看有关容量的课程。容量是某物可以容纳或容纳的最大数量。 On the worksheet circle the container that has either the greatest or least amount of capacity. You will need to find 3 objects around your house/classroom that have a capacity. Order them from smallest to largest and take a picture to	<u>Maths – Capacity</u> 数学- 容量 On Seesaw, watch the lesson about capacity part 1. There is a second video to watch on page 2 that you will need to watch to perform your experiment. 在 Seesaw 上，观看有关容量第 1 部分的课程。在第 2 页上还有第二个视频要观看，你需要先观看该视频才能进行实验。 Find 3 objects around your house that have a capacity. Also find a smaller object which you will use as your informal unit to measure the capacity of the larger objects. You will need access to a tap to measure

	<p>正确。此任务已上传到 Seesaw。</p> <p>iMaths- Go to the games section and choose a game to play. www.imaths.com.au</p> <p>转到游戏部分并选择要玩的游戏</p> <p>Access code 密码: tent495</p>		<p>健康星期三</p> <p>Wellbeing Wednesday</p> <p>*Art activity – Jar of Memories</p> <p>Think of some special times in your life that you like to keep thinking about because they are important to you.</p> <p>*艺术活动——记忆之罐</p> <p>想想你生活中的一些特殊时期，你喜欢继续思考，因为它们对你很重要。</p>  <p>You are going to draw or make a jar, decorate a jar you have at home or write in the jar attached to this activity. Write some special memories you have and put them in or around your jar. You don't have to use a jar, you can use a box. Be creative and make it colourful.</p> <p>你将绘制或制作一个罐子，装饰您家中的罐子或在此活</p>	<p>upload to Seesaw.</p> <p>Label your objects smallest or largest.</p> <p>在工作纸上圈出容量最大或最小的容器。</p> <p>你需要在房屋/教室周围找到 3 个可容纳的物品。将它们从小到大排序，然后拍照上传到 seesaw。</p> <p>标记你的物体是最小的或最大的。</p> <p>iMaths- Go to the games section and choose a game to play. www.imaths.com.au 转到游戏部分并选择要玩的游戏</p> <p>Access code 密码: tent495</p>	<p>the capacity of the larger objects.</p> <p>在你的房子周围找到 3 个有容量的物体。还可以找到一个较小的物体，你将使用它作为非正式单位来测量较大物体的容量。您需要使用水龙头来测量较大物体的容量。</p> <p>Fill in the table worksheet with your objects you will measure and write what your informal unit of measurement will be (smaller object e.g. spoon, cup, small Tupperware container).</p> <p>Estimate how much capacity each object will hold before you begin measuring. Write the actual amount each object holds in the last table.</p> <p>用你要测量的物体填写工作纸里的表格，并写下你的非正式测量单位（较小的物体，例如勺子、杯子、小特百惠容器）。</p> <p>在开始测量之前估计每个</p>
--	---	--	--	--	---


			<p>动附带的罐子上写字。写下你拥有的一些特别回忆，并将它们放在你的罐子里或周围。你不必使用罐子，你可以使用一个盒子。要有创意，让它丰富多彩。</p> 		<p>对象将容纳多少容量。在最后一个表中写下每个对象持有的实际数量。</p> <p>iMaths- Go to the games section and choose a game to play. www.imaths.com.au</p> <p>转到游戏部分并选择要玩的游戏</p> <p>Access code 密码: tent495</p>
Break 休息	Break 休息	Break 休息	Break 休息	Break 休息	Break 休息
Afternoon 下午	<p>Join your library zoom with Miss Wadley if you can!</p> <p>The details of these zooms are in your seesaw class.</p> <p>如果可以的话，与 Miss Wadley 一起加入你的图书馆 zoom !</p> <p>这些 zoom 的细节在你的 seesaw 上。</p> <p>Community Language</p> <p>Please complete today's activity</p>	<p>Geography 地理-</p> <p>Listen to Ms Wadley read the next section of 'Are We There Yet?'</p> <p>听 Ms Wadley 阅读“我们到了吗？”的下一部分。</p> <p>Grace's family visits the rainforest in Far North Queensland. Rainforests are very moist forests filled with tall trees, vines and waterfalls. The family sees a butterfly</p>	<p>Wellbeing Wednesday 身心健康星期三</p> <p>*Complete a mindfulness guided meditation. You can access these on Smiling Mind or Peaceful Kids.</p> <p>*完成正念引导的冥想。你可以在 Smiling Mind 或 Peaceful Kids 上访问这些内容。</p> <p>https://www.smilingmind.c</p>	<p>Science: Earth and Space</p> <p><u>科学：地球和太空</u></p> <p>Today we will be looking at how Aboriginal and Torres Strait Islander Peoples care for Earth's resources. Read the information on Sustainability and then complete the grid. You have to draw and describe three examples of sustainability practices of the Aboriginal and Torres Strait Islander Peoples.</p>	<p>PDHPE 体育</p> <p>This is our 7th week of Got Game. Watch the video below for some Home Sport Skills on Basketball and Soccer with Ben.</p> <p>这是我们 GoT 游戏的第 7 周。与 Ben 一起观看下面的视频，了解有关篮球和足球的一些家庭运动技能。</p>

	<p>from your community language teacher.</p> <p>社区语言</p> <p>请完成社区语言老师今天的活动。</p>	<p>here.</p> <p>格蕾丝的家人参观昆士兰远北地区的热带雨林。雨林是非常潮湿的森林，到处都是高大的树木、藤蔓和瀑布。一家人在这里看到了一只蝴蝶。</p> <p>What other kinds of animals do you think you might see in a rainforest? Think about birds, reptiles, fish and insects.</p> <p>你认为您=你可能会在热带雨林中看到哪些其他种类的动物？想想鸟类、爬行动物、鱼类和昆虫。</p> <p>Choose 3 animals that you might see, write the names, and draw them.</p> <p>选择 3 种你可能会看到的动物，写下名字并画出来。</p>	<p>om.au/ https://www.peacefulkids.com.au/</p> <p>*Design and make an obstacle course inside or in the garden. How fast can you complete it?</p> <p>在花园内或花园内设计并制作障碍训练场。你能多快完成它？</p>	<p>今天，我们将研究土著和托雷斯海峡岛民如何保护地球资源。</p> <p>阅读有关可持续性的信息，然后完成表格。你必须绘制并描述土著和托雷斯海峡岛民可持续发展实践的三个例子。</p> <div data-bbox="1435 662 1724 1109">  </div>	<p>https://www.loom.com/share/f55bf73af8f840b5af10e11cc08d7abf</p>
--	---	--	--	---	--

Week 9 Unit 27 Spelling Words

put	book	stood	wouldn't	Sight Words
pull	look	wool	couldn't	I'm
full	took	would	shouldn't	old
bull	good	could	putting	night
push	wood	should	pulling	twelve
				Saturday


Monday Spelling Task Uploaded onto Seesaw



Unit 27



oo u book bush



List Words

put	book	stood	wouldn't
pull	look	wool	couldn't
full	took	would	shouldn't
bull	good	could	putting
push	wood	should	pulling

Letters Words

1 Underline the letter or letters for  in each List Word. If any of these are not in the sound box, write them with a word example in the box above.

2 Read the titles of the books.

Colour each word with .

★ There are at least two in each title.



3 Write oo in the spaces. Join each word to its clue.

★ We sometimes write oo for , as in book.

- | | | |
|----------|---|--------------------|
| l _ _ k | • | • good to read |
| c _ _ k | • | • see this |
| b _ _ k | • | • to make a meal |
| w _ _ d | • | • comes from trees |
| st _ _ d | • | • comes from sheep |
| f _ _ t | • | • did stand |
| w _ _ l | • | • has five toes |
| sh _ _ k | • | • did take |
| t _ _ k | • | • shivered |

4 Write words that rhyme.

full _____ cook _____

wood _____ _____

- 5 Read the words. Colour the words with **u** for . ★ We sometimes write **u** for , as in bush.

full pull gull bull
cut put but hut
bush rush push gush





- 6 Rewrite the words in the box adding **ing** to each one. Finish the sentences with the words.

pull _____
push _____
put _____

She is _____ the car.
He is _____ the book away.
The horse is _____ the cart.

- 7 Write the words in the correct spaces to finish the sentences.

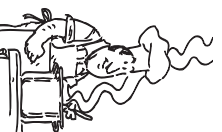
_____ you like to live in the _____ s? 

She _____ like to chop the _____ for the fire. 


- 8 Write the contractions for these pairs of words. 🐘 Go to Helpful Hint 13.

would not _____ could not _____
should not _____

- 9 Help the cook find a path to his book. Finish each word with **oo** or **u**. Colour **oo** parts blue. Colour **u** parts red.



b _ _ k	l _ _ k	f _ _ ll	p _ _ sh
f _ _ t	c _ _ k	p _ _ ll	t _ _ k
p _ _ t	b _ _ ll	p _ _ shing	w _ _ l
p _ _ lling	st _ _ d	h _ _ k	w _ _ llen
p _ _ tting	sh _ _ k	l _ _ king	c _ _ king



ALL ABOUT MY DRAGON

Imagine you had your own dragon. Draw a picture of your dragon and label it. You can drag some of the nouns and adjectives provided if you need some ideas or write your own.

My Dragon's Name:

Nouns

claws eyes tail mouth
wings teeth body ears

Adjectives

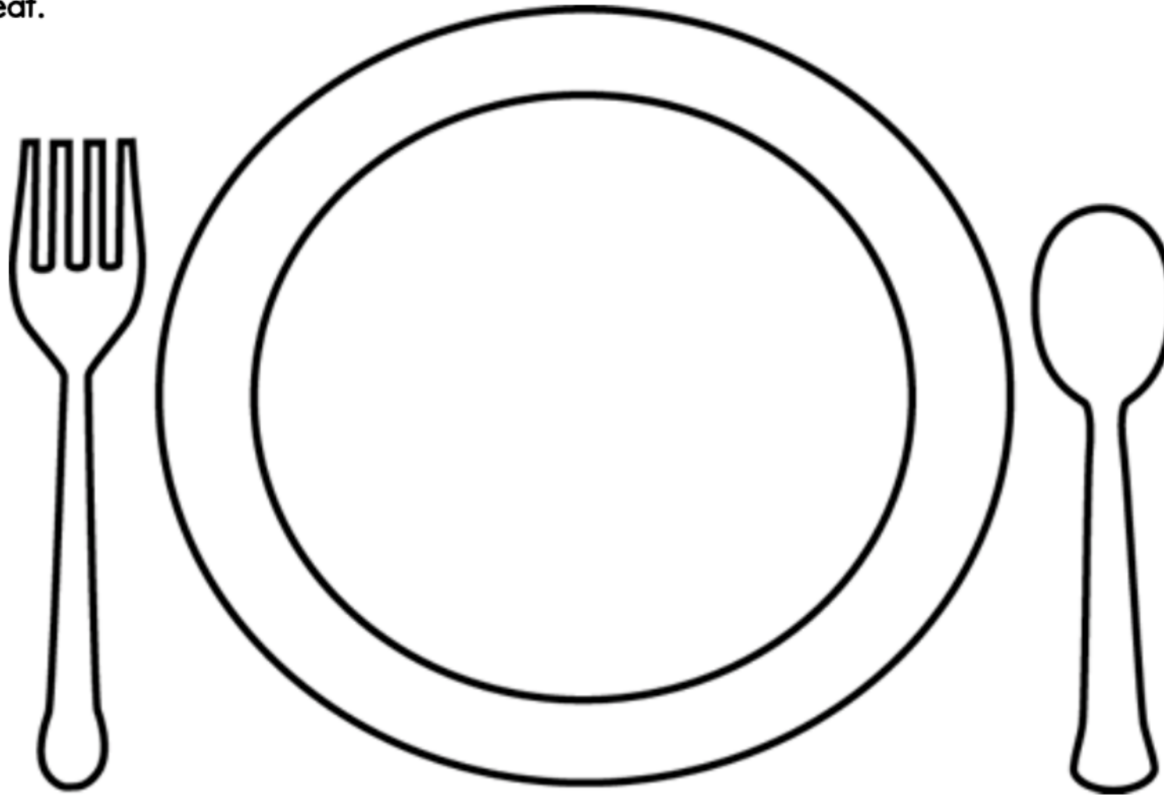
huge bulging spiky big
enormous green sharp pointy

Write a description of your dragon

What does it look like, what does it like to do, what is the coolest thing about your dragon?

Dragon Dinner Plate

If you had a dragon what would you feed it? Draw and label your dragon's favourite meal. Remember, they do not have to eat the same as humans so be creative like Ellie and think of what a dragon might really like to eat.



Goodbye Scratch

Ellie and Scratch didn't really have a chance to say goodbye. Imagine you are Ellie at the end of the story. Write a goodbye letter to Scratch.

Lots of love from _____

Aboriginal and Torres Strait Islander Peoples Sustainability

Traditional Aboriginal and Torres Strait Islander Peoples Sustainability

Aboriginal and Torres Strait Islander Peoples have one of the most sustainable cultures in history. Their food supply has relied on their unique food-gathering tools and skills. Due to being extremely knowledgeable about the land, Aboriginal and Torres Strait Islander Peoples are skilled at making sure that none of their food sources would ever run out. Some of the traditional methods of practising sustainability are:



- leaving enough seeds to make sure new plants would grow;
- not hunting any young animals because they would grow into adults and could be hunted later;
- leaving some eggs behind in a nest so they could hatch and be used during the following season.




Hunting Animals and Harvesting Plants

Aboriginal and Torres Strait Islander Peoples used different ways to hunt the animals they needed for food and other purposes. They farmed plants such as bananas, coconuts and taros, and cleared/burnt any plants or vegetation that remained after harvest to ensure the soil remained fertile season after season.

When hunting animals, birds and fish, Aboriginal and Torres Strait Islander Peoples have clever techniques. Sticky sap from plants was placed onto branches so that birds could not fly away. They also caught birds by placing seeds on top of nets and trapping them. Fish were caught using a spear or a hook made out of shell and bark fishing lines. Traps were made to catch more difficult animals like eels.

The Importance of Sustainability

Aboriginal and Torres Strait Islander Peoples use their extensive knowledge of the Australian land in order to use methods to hunt and gather food in a way which would not deplete the vegetation or animal species. These sustainable practices ensured that there was always enough food and resources for everyone in the community, both in the present and future.



Draw and describe three examples of sustainability practices.

Aboriginal and Torres Strait Islander Peoples Sustainability Practices
Sustainability is important to Aboriginal and Torres Strait Islander Peoples because:

Capacity Lesson 1

Wellbeing Jar

Which container has the smallest capacity? **Circle one.**



Which container has the greatest capacity? **Circle one.**



Which container has the greatest capacity? **Circle one.**



Which container has the smallest capacity? **Circle one.**



Capacity Lesson 2

My informal measurement (small cup, spoon, small container) is: _____

Object	Estimate	Actual