

Framework for Learning from Home – ES1, Term 3 Week 9,Wow Week

You will need help from a parent/carer. Show each completed activity to your parents so they can check it and/or help you post it on Seesaw.



	Monday 6.09.21	Tuesday 7.09.21	Wednesday 8.09.21	Thursday 9.09.21	Friday 10.09.21
Task	Can you make your bed?	Can you pack your toys away after you use them?	What act of kindness can you do for a family member today?	Can you help set the table for dinner?	Can you help a family member today?
Session 1	<p>Guided Reading (PMe collection online books)</p> <p>Choose a book from your level to read to a family member.</p> <p>Website: https://app.pmecollection.com.au/login</p> <p>Log in & password: (refer to your child's login details which have been sent to you by your child's teacher.)</p> <p>Soundwaves</p> <p>Today's sound is 'x(ks)'</p>	<p>Guided Reading (PMe collection online books)</p> <p>Re read yesterday's book and then choose a new book from PMe collection to read to a family member.</p> <p>Website: https://app.pmecollection.com.au/login</p> <p>Soundwaves</p> <p>Today's sound is 'x(ks)'. Listen to the chant on Sound Waves.</p> <p>Explore the sound</p>	<p>Guided Reading (PMe collection online books)</p> <p>Choose a book from PMe collection from your level to read to a family member.</p> <p>Website: https://app.pmecollection.com.au/login</p> <p>Soundwaves</p> <p>Today's sound is 'qu' for 'queen'. Listen to the chant on seesaw.</p> <p>Explore the sound "qu" on Soundwaves kids.</p>	<p>Soundwaves</p> <p>Today's sound is 'qu' for 'queen'. Listen to the chant on seesaw.</p> <p>Explore the sound 'qu' on Soundwaves kids.</p> <p>www.soundwaveskids.com.au</p> <p>Complete the match the word beginnings and endings (worksheet attached).</p> <p>English</p>	<p>Guided Reading (PMe collection online books)</p> <p>Re read Wednesday's book and then choose a new book from PMe collection to read to a family member.</p> <p>Website: https://app.pmecollection.com.au/login</p> <p>Soundwaves</p> <p>Today's lesson will be a revision lesson. Explore all the sounds we have learnt, their chant and actions.</p> <p>Click on this link and press 'all sounds'</p>

Monday 6.09.21	Tuesday 7.09.21	Wednesday 8.09.21	Thursday 9.09.21	Friday 10.09.21
<p>for 'fox'. Listen to the chant on Soundwaves.</p> <p>Explore the sound "x(ks)" on Soundwaves kids.</p> <p>www.soundwaveskids.com.au</p> <p>Complete the student book activity either by telling your parents the answers or completing the worksheet.</p> <p>Optional</p> <p>You may like to complete the 'x' handwriting activity page (worksheet attached).</p> <p>English</p> <p>This week's focus fox words are: six, fox, box, quit, quiz, quick</p> <p>Can you find sticks, leaves, pasta, playdough, pegs etc to make your focus fox words? Can you read</p>	<p>"x(ks)" on Soundwaves kids.</p> <p>www.soundwaveskids.com.au</p> <p>Complete the match the pictures to the words (worksheet attached).</p> <p>English</p> <p>Your focus fox words are: six, fox, box, quit, quiz, quick</p> <p>Can you write your focus fox words from smallest to tallest? For example:</p> <p>six six Six</p> <p>Can you read these words to a parent or carer?</p> <p>Watch Ms. Baitieri's hens eating their food on Seesaw.</p> <p>Write a sentence or two explaining what Mable</p>	<p>www.soundwaveskids.com.au</p> <p>Complete the student book activity either by telling your parents the answers or completing the worksheet.</p> <p>English</p> <p>Your focus fox words are: six, fox, box, quit, quiz, quick</p> <p>Can you rainbow write your focus fox words using lots of different coloured pencils, crayons or textas? Can you write each word three times? Can you read these words to a parent or carer?</p> <p>Look at the pictures on Seesaw showing us 'Where Mable and her friend hens live.'</p> <p>Write a sentence or two explaining where Mable lives.</p> <p>E.g Mable and her friends live _____.</p>	<p>Fill in the missing letters to make up the focus fox words. You may look at the words if you need help! six, fox, box, quit, quiz, quick</p> <p>s i _</p> <p>f _ x</p> <p>b o _</p> <p>q u _ z</p> <p>_ _ i z</p> <p>_ _ i c k</p> <p>Practise reading these words to a family member.</p> <p>Library zoom lesson with Mr Philpott.</p> <p>KK, KP and KW 9:45am</p> <p>KJ, KM and KS 10:30am</p> <p>Write a sentence or more about some interesting facts on Mable and her friend hens.</p> <p>E.g</p>	<p>https://online.fireflyeducation.com.au/program/soundwaves/graphemes/unit/1/soundinfokit</p> <p>English</p> <p>Focus fox words: six, fox, box, quit, quiz, quick</p> <p>Write three different sentences using a different focus fox word in each sentence. Circle the focus fox word you have used. Record yourself reading your sentences to your teacher.</p> <p>Geography</p> <p>'How can we care for places?'</p> <p>Watch Mrs. Proctor's seesaw video about the 'Camellia Gardens'.</p> <p>Now think about a park or playground you like to go to. Discuss the following questions with a parent/carer:</p> <p>*What can you see there?</p>

Monday 6.09.21	Tuesday 7.09.21	Wednesday 8.09.21	Thursday 9.09.21	Friday 10.09.21
<p>these words to a parent or carer?</p> <p>One of our Year 4 teachers, Ms. Baitieri has 10 pet hens in her backyard. This week we are going to learn about hens. Some hens are pets, and some hens are farm animals.</p> <p>Listen to the information on Ms. Baitieri's favourite hen 'Mable'.</p> <p>Colour the picture of Ms. Baitieri's pet hen Mable and match the labels to its body parts.</p> <p>Tell your parent/carer what Mable looks like.</p> <p>Write a sentence or more about what Mable looks like. Remember to use as many adjectives as you can. Adjectives are describing words like brown, red, small, little, sharp, soft and fluffy.</p>	<p>and her friends like to eat and drink.</p> <p>E.g Mable likes to eat _____ and _____. She drinks _____.</p> <p>Draw a picture to match your sentence.</p>	<p>They have _____.</p> <p>They like _____.</p> <p>Draw a picture to match your sentence.</p>	<p>Mable _____ _____.</p> <p>They _____.</p> <p>Draw a picture to match your sentence.</p>	<p>*What can you do there? *Who can go there? *When do you go there? *How do you feel when you go there? *What makes you feel that way?</p> <p>Mrs. Proctor told you different rules about how to care for the Camellia Gardens and how she can look after that place when she goes there.</p> <p>How can you look after your park when you go there?</p> <p>Activity: Make a poster to show people how to care for the park. You can draw pictures and write underneath to explain if you need. You can voice record your answers if you wish for your teacher. We can't wait to see your beautiful poster!</p>

	Monday 6.09.21	Tuesday 7.09.21	Wednesday 8.09.21	Thursday 9.09.21	Friday 10.09.21
	Mable is a pet _____. Mable has _____. She has _____.				
Break	Break (30 mins) Eat & Play	Break (30 mins) Eat & Play	Break (30 mins) Eat & Play	Break (30 mins) Eat & Play	Break (30 mins) Eat & Play
Session 2	<p>Mathematics</p> <p>Patterns</p> <p>Listen to 'Patterns' by Zest 2 Teach on YouTube https://www.youtube.com/watch?v=w6twftHYUFU</p> <p>Watch 'Julia and Grover search for patterns' https://www.youtube.com/watch?v=Jl7EwPp6HQ0</p> <p>Patterns are things that repeat in a logical way, like vertical stripes on a shirt. We can make patterns out of numbers, pictures, or shapes.</p>	<p>Mathematics</p> <p>Patterns</p> <p>Watch 'Monster Knows Patterns' by Lori Capote https://www.youtube.com/watch?v=XmQUkuik2I</p> <p>Patterns are things that repeat in a logical way, like vertical stripes on a shirt. We can make patterns out of numbers, pictures, or shapes.</p> <p>Take a walk around your house and look for different patterns. You can find patterns on clothes, furniture, tiles or</p>	<p>Mathematics</p> <p>Today we are going to revise the number 9 by completing a number talk.</p> <p>Write the number 9 in the middle of your piece of paper.</p> <p>How many ways can you make the number 9?</p> <p>Draw 9 bees.</p> <p>Write the word nine.</p> <p>Write the number that comes before and after 9.</p> <p>Show 9 using tally marks.</p> <p>I see 6 bees and 3 butterflies. How many insects do I see</p>	<p>Mathematics</p> <p>3D Shape Investigation</p> <p>Watch video 'Does it Roll? Does it slide?' with Mrs Agius.</p> <p>Collect some 3D objects just like you did last week.</p> <p>Predict whether they will roll or slide when you push them.</p> <p>Find out the answers by gently pushing your objects and record your answers on the worksheet.</p> <p>Why do you think that some of your 3D objects rolled?</p> <p>Why do you think that some of your 3D objects</p>	<p>Mathematics</p> <p>Watch '3D Shapes I Know'. https://www.youtube.com/watch?v=2cg-Uc?556-Q</p> <p>Complete 3D Shape Colouring worksheet.</p> <p>Write the names of each shape:</p> <p>sphere, cube, cylinder, rectangular prism, cone, pyramid</p> <p>Then find them on the house and colour them in using the correct colours.</p> <p>Watch 'Count by 5's/ Exercise and Count by 5's'. https://www.youtube.com/watch?v=amxVL9KUmq8</p>

Monday 6.09.21	Tuesday 7.09.21	Wednesday 8.09.21	Thursday 9.09.21	Friday 10.09.21
<p>Draw or make some patterns using cutlery, buttons, coloured pencils, Lego or anything else you can find.</p> <p>Optional; Complete worksheet – Patterns.</p> <p>Practice counting by 2s.</p> <p>Watch ‘Count Together by 2’s.’</p> <p>https://www.youtube.com/watch?v=GvTcpfSnOMQ</p>	<p>in nature.</p> <p>What patterns did you find?</p> <p>How many patterns did you find?</p> <p>Tell a parent or carer your answers.</p> <p>Complete the repeating patterns worksheet.</p> <p>Practice counting by 2s.</p> <p>Watch:</p> <p>https://www.youtube.com/watch?v=OCxvNtrcDIs</p>	<p>altogether?</p> <p>Can you write some more number sentences?</p> <p>Can you think of some more ways to make the number 9? Can you find the number 9 somewhere in your house?</p> <p>Be as creative as you like!</p> <p>12-3pm Wellbeing Wednesday</p> <p>Design and make an obstacle course inside or in the garden. How fast can you complete it?</p> <p>Can you make up your own jokes? Tell them to someone to make them laugh!</p> <p>Complete a mindfulness guided meditation. You can access these on Smiling Mind or Peaceful Kids c</p>	<p>can slide?</p> <p>Watch ‘Counting by 5’s’</p> <p>https://www.youtube.com/watch?v=cJ4jV14Oz5I</p> <p>Practice counting by 5’s.</p> <p>Play some games on iMaths Kids</p> <p>www.imathskids.com.au</p> <p>Student login: some685</p>	<p>Play some games on iMaths Kids</p> <p>www.imathskids.com.au</p> <p>Student login: some685</p>

	Monday 6.09.21	Tuesday 7.09.21	Wednesday 8.09.21	Thursday 9.09.21	Friday 10.09.21
			https://www.smilingmind.com.au/ https://www.peacefulkids.com.au/ 		
Break	Break (1 hour) Eat & Play	Break (1 hour) Eat & Play	Break (1 hour) Eat & Play	Break (1 hour) Eat & Play	Break (1 hour) Eat & Play
Session 3	Community Language	Singing and Dancing on zoom with 'Crazy Hair Day!' The Kindy teachers will invite you on zoom for a fun filled afternoon of singing and dancing. Don't forget to have a crazy hairstyle! If you are unable to join on zoom you can sing along to some of your own songs or go to ABC iview and watch one episode of Playschool.		Physical Education Let's Get Active for WOW Week! Watch the Seesaw video to learn the 'Sid Shuffle' with Mrs Mitkovski.	Creative Art  Today we are going to make a beautiful Spring garden full of flowers! You will need:

Monday 6.09.21	Tuesday 7.09.21	Wednesday 8.09.21	Thursday 9.09.21	Friday 10.09.21
		https://iview.abc.net.au/video/CH1712H033S00		
				<ul style="list-style-type: none"> • White paper • Sheet of coloured paper for the background • Coloured paper or wrapping paper • Coloured pencils or crayons • Scissors • Glue <p>Steps:</p> <ol style="list-style-type: none"> 1. Draw some long rectangles for the stems of your flowers and colour them in green. 2. Cut them out and glue them onto the plain brown/blue paper. If you do not have a piece of coloured paper, you can take another sheet of white paper and colour it blue or brown. Remember to take your time. 3. Draw and colour some leaves and cut them out. Glue them onto your picture. 4. Using coloured paper, cut out flowers and glue them onto the stems. Try and use lots of different colours to

Monday 6.09.21	Tuesday 7.09.21	Wednesday 8.09.21	Thursday 9.09.21	Friday 10.09.21
				<p>make a beautiful Spring garden.</p> <p>Be as creative as you like!</p> <p>Take a photo of your beautiful work and share it with your teacher!</p>



k c q ck x(ks)



w u

1 Colour the letters for in each List Word.

quit quick quiz

2 Circle the picture if you hear at the **start** of the picture name.



3 Finish the sentences with words from the kite that rhyme with the underlined words.

I see Mick. He is _____.

Look in the box. It is a _____.

The king sang. The bell _____.

It will not fit. You can _____.



k c ck x(ks)



s ss x(ks)

1 Colour the letter for in each List Word.

mix six fix fox box

2 Write **x** at the **end** of each word. Read the words. Draw a line from the word to the picture.

fo_ bo_ wa_ si_ mi_



3 Read the words in the box. Write the words next to the pictures.

fix
six
fox
wax
box
Max

6



F GM93

6

F GM93



F GM93



F GM93



F GM93



F GM93



F GM93



F GM93



F GM93



F GM93



F GM93



F GM93



F GM94

six

F GM94

fix

F GM94

mix

F GM94

wax

F GM94

fox

F GM94

box

F GM94

bell

F GM94

kiss

F GM94

ring

F GM94

rock


F GM94

off

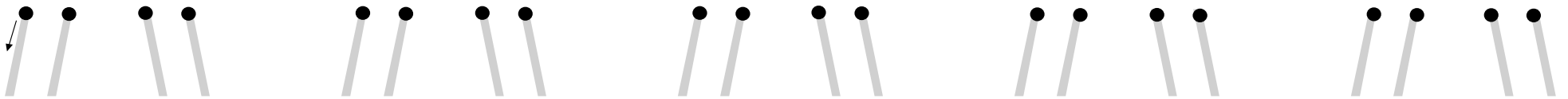

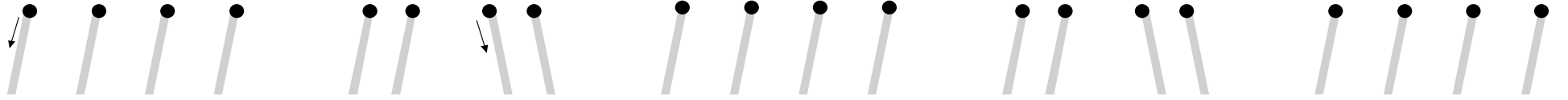
F GM94

doll

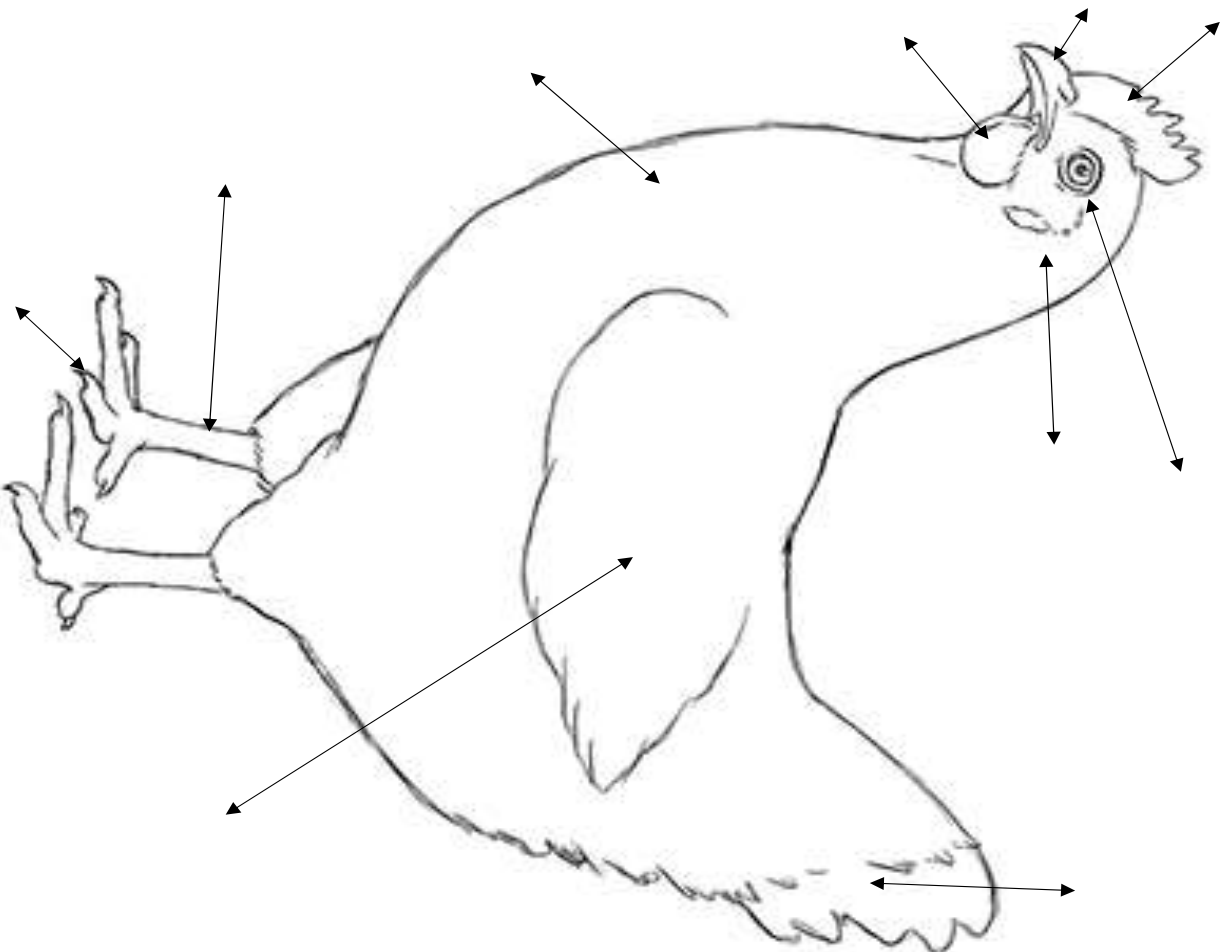
The handwriting practice section consists of four rows of cursive letters. The first row contains five cursive 'o's, each with a starting dot at the top and an arrow pointing left. The second row contains five cursive 'Q's, each with a starting dot at the top and an arrow pointing left, and a second starting dot at the bottom with an arrow pointing down and to the right. The third row contains four pairs of cursive 'a' and 'l', each with a starting dot at the top of the 'a' and an arrow pointing left, and a starting dot at the top of the 'l' with an arrow pointing down. The fourth row contains five cursive 'q's, each with a starting dot at the top and an arrow pointing left.

BLM HW25 (NSW)  **k c ck x** |ks|

☆ Trace the patterns and letters using the starting points.



A hen





small head	soft feathers
two small eyes	two wings
pointy beak	long tail feathers
small comb	two thin legs
little waddle	sharps claws



Repeating Patterns

Can you continue the patterns below?




1.

									
---	---	--	--	--	--	--	--	--	--





2.

									
---	---	--	--	--	--	--	--	--	--






3.

									
---	---	---	--	--	--	--	--	--	--

4.

									
--	--	--	--	--	--	--	--	--	--

5.

									
---	---	---	---	---	--	--	--	--	--



Make A Pattern

--	--	--	--	--	--	--	--	--	--

--	--	--	--	--	--	--	--	--	--

--	--	--	--	--	--	--	--	--	--

--	--	--	--	--	--	--	--	--	--



Make A Pattern

--	--	--	--	--	--	--	--	--	--


--	--	--	--	--	--	--	--	--	--

--	--	--	--	--	--	--	--	--	--

--	--	--	--	--	--	--	--	--	--


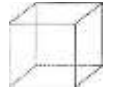




3D Shape Investigation


Object	Does it roll? write yes or no	Does it slide? write yes or no



3D Shape Colouring

Use the key to colour in the 3D shapes correctly.

Key		
Shape	Name	Colour
		blue
		yellow
		purple
		green
		orange
		red



WOW WEEK ACTIVITIES

Choose a Peaceful Kids meditation https://www.peacefulkids.com.au/meditations.html	Write a list of things that make you happy, things you're grateful for or things you're good at.	Use your imagination and as a family create a story, each taking it in turns to add one line/word/sentence.	Make a family kindness jar. Every time someone does something kind, write it down and put it in the jar.
Get building! You could build a Lego model, a tower of playing cards or something else!	Make up a dance routine to your favourite song	Cook your favourite meal with your family	Play a boardgame or do a puzzle with your family.
Create a treasure hunt with clues around the garden/house and to a final destination.	Make some wild art using sticks, leaves, flowers or anything else you can find outside.	Play alphabet Bingo. Can you spot an item in your home that starts with the letters a,b,c and so on.	Build a cubby house inside or outside.