

Framework for Learning from Home – Year 6

Term 3 – Week 8

	Monday 30 th August	Tuesday 31 st August	Wednesday 1 st September	Thursday 2 nd September	Friday 3 rd September
Session 1	<p>Roll Call</p> <p>Soundwaves – Unit 26 - Complete online activities using the online platform.</p> <p>Writing</p> <p>Students watch ‘Hansel and Gretel’ animation: https://www.youtube.com/watch?v=kSQo3DoleCA</p> <p>Students analyse language and structure of 2 examples. Students describe the house using descriptive language. Upload to Teams.</p> <p>Remind students to attend Mrs Singh’s live Teams meeting @12pm.</p> <p>Excursion via Zoom – National Museum at 10am</p> <p>Link to be shared on Microsoft Teams</p>	<p>Roll Call</p> <p>Soundwaves – Unit 26 (Vase) Complete page 1 (vase) of Unit 26 student pages.</p> <p>Excursion via Zoom – National Gallery of Australia at 10am</p> <p>Link to be shared on Microsoft Teams</p>	<p>Roll Call</p> <p>Other than roll call and the library task, there is no other work that needs to be completed / uploaded for the day. However, you must attend the library lesson and War Memorial Excursion to be marked present for the day. Talk about Wellbeing Wednesday!</p> <p>Library with Mr Philpott at 9am</p> <p>Excursion via Zoom – Australian War Memorial at 10am</p> <p>Link to be shared on Microsoft Teams</p>	<p>Roll Call</p> <p>Soundwaves – Unit 26 (Web) Complete page 2 (Web) of Unit 25 student pages</p> <p>Library Response Task</p> <p>Writing</p> <p>Students use framework and descriptive language from Monday to create a flyer/ad for the gingerbread cottage using persuasive techniques and devices.</p> <p>Excursion via Zoom – Parliament Education Office at 10am</p> <p>Link to be shared on Microsoft Teams</p>	<p>Roll Call</p> <p>English</p> <p>Listen to the Squiz Kids daily podcast: https://www.squizkids.com.au/</p> <p>Respond: Record the 5 most interesting facts. Why are they interesting to you?</p> <p>Soundwaves – Unit 26: Challenge (Optional)</p> <p>Excursion via Zoom – Royal Australian Mint at 10am</p> <p>Link to be shared on Microsoft Teams</p>

	Monday 30 th August	Tuesday 31 st August	Wednesday 1 st September	Thursday 2 nd September	Friday 3 rd September
Break	Break (30 mins) Eat & Play	Break (30 mins) Eat & Play	Break (30 mins) Eat & Play	Break (30 mins) Eat & Play	Break (30 mins) Eat & Play
Sessi on 2	<p>Hotmaths – Fractions and Decimals</p> <p>Hotsheets</p> <ul style="list-style-type: none"> - Adding and shading - Working with different denominators - Fraction problems <p>OC Hotmaths</p> <p>Probability 1 – Language & Outcomes</p> <p>Hotsheet – Describing Spinners</p> <p>Community Languages classes (20mins)</p>	<p>Hotmaths – Fractions and Decimals</p> <p>Hotsheets</p> <ul style="list-style-type: none"> - Decimal grids - On the line - Decimal numbers - Round off and reason <p>OC Hotmaths</p> <p>Probability 1 – Theoretical Probability</p> <p>Hotsheets – Designing Spinners & Probability Problems</p> <p>PDH</p> <p>Being Active Part 1 (attach powerpoint and diary worksheets)</p> <p>Students will be given the tools to implement actions to maintain and improve the quality of an active lifestyle.</p>	<p>Wellbeing Wednesday</p> <ul style="list-style-type: none"> • Do 15 minutes of stretching or yoga – eg Cosmic Yoga or Youtube Yoga for Kids <p>https://www.youtube.com/user/cosmickidsyoga</p> <p>https://www.youtube.com/watch?v=X655B4ISakg</p> <ul style="list-style-type: none"> • Do a jigsaw puzzle, sudoku or crossword • Watch something that makes you laugh, then share this with a friend or family member 	<p>Hotmaths – Fractions and Decimals</p> <p>Hotsheets -</p> <ul style="list-style-type: none"> - Decimal grids - On the line - Decimal numbers - Round off and reason <p>OC NRich Maths</p> <p>Odds and Evens - https://nrich.maths.org/oddsandevens</p>	<p>Hotmaths Test – Fractions and Decimals</p> <p>OC Hotmaths</p> <p>Probability 2 – Data & Probability</p> <p>Hotsheet</p> <p>– Experimental Probability</p>

	Monday 30 th August	Tuesday 31 st August	Wednesday 1 st September	Thursday 2 nd September	Friday 3 rd September
Break	Break (1 hour) Eat & Play	Break (1 hour) Eat & Play		Break (1 hour) Eat & Play	Break (1 hour) Eat & Play
Sessi on 3	<p>Excursion via Zoom – Museum of Australian Democracy at 2pm</p> <p>Link to be shared on Microsoft Teams</p>	<p>Excursion via Zoom – National Film and Sound Archive at 2pm</p> <p>Link to be shared on Microsoft Teams</p>	<p>OPTIONAL: Excursion via Zoom – National Portrait Gallery at 2pm</p> <p>Link to be shared on Microsoft Teams</p>	<p>Excursion via Zoom – Questacon at 2pm</p> <p>Link to be shared on Microsoft Teams</p>	<p>Music - Visual Songwriting</p> <p>Students learn a technique for lyric writing and write a verse for a song.</p> <p>Shareable video links to include:</p> <p>https://publish.viostream.com/play/w9i3zgn1y7tsu</p> <p>https://publish.viostream.com/play/w9i3zgn1y7tzn</p>








































Word Work Grid

Complete each of the activities in this grid. Write the date you completed each activity on the line provided.

<p>Syllable Sort Write your spelling words in order from the least amount of syllables to the most. Words with the same number of syllables should be in alphabetical order.</p> <p>Date: _____</p>	<p>Odd One Out For each of your spelling words, write four words. One is your spelling word, two relate to your spelling word and one is the odd word out that doesn't fit with the other two.</p> <p>Date: _____</p>	<p>Wacky Words On a sheet of paper, write your spelling words in different directions, filling up the whole sheet. Use different colours and types of writing for each word.</p> <p>Date: _____</p>	<p>Word Detective Write three clues about each of your spelling words. Ask someone to try to guess your spelling words using your clues.</p> <p>Date: _____</p>	<p>Digging in the Dictionary Use a dictionary to find the definition and write a sentence for each of your spelling words.</p> <p>Date: _____</p>
<p>Rhyming Wheels Think of as many words as you can that rhyme with your spelling words.</p> <p>Date: _____</p>	<p>Alliteration Write a sentence for each of your spelling words using as much alliteration as possible.</p> <p>Date: _____</p>	<p>Sentence Smart Write a sentence for each of your spelling words.</p> <p>Date: _____</p>	<p>Story Time Write a story using as many of your spelling words as you can. Underline each of your spelling words.</p> <p>Date: _____</p>	<p>Sort Them Out Sort the words on your spelling list into three different categories of your choice.</p> <p>Date: _____</p>
<p>Word Search Create your own word search using all the words on your spelling list.</p> <p>Date: _____</p>	<p>Handwriting Hero Write out your spelling words in your very best cursive hand writing.</p> <p>Date: _____</p>	<p>Letter Lingo Write a letter to a friend. Use as many spelling words in your letter as you can.</p> <p>Date: _____</p>	<p>Words Within Words Make a list of as many smaller words as you can find from your spelling list.</p> <p>Date: _____</p>	<p>Code Breaker Use the code guide to make a code for each of your spelling words.</p> <p>Date: _____</p>



Some activities and ideas for home for parents of primary and early learners

- Make or do a jigsaw puzzle  Try some origami  Create an obstacle course 
- Bake or cook something  Learn a magic trick  Paint or draw a picture 
- Make a joke book  Take photos of 10 living things  Build a blanket fort 
- Plan and hold a picnic  Make your own kite  Try a new board game 
- Play indoor mini-golf  Play Limbo  Write a letter to your future self 
- Potato sack race with pillow cases  Hold a tea-party  Make a time capsule 
- Hold a Karaoke concert  Play hide and seek  Open a pretend store 
- Blindfolded taste test  Look at photo albums  Have a paper plane contest 
- Play Pictionary  Play Restaurant  Try Yoga 
- Make a shoebox diorama  Learn a new card game  Put on a play 
- Make or play an instrument  Create a treasure hunt  Write or recite poem 
- Have a talent show  Make handmade presents  Choreograph a dance 
- Read a new book from the library  Play water bottle bowling 
- Play life-size Noughts and Crosses  Build the tallest tower 