

# Framework for Learning from Home – Year 2 T3 W8 30<sup>th</sup> Aug-3<sup>rd</sup> Sept

## 在家学习大纲 —— 二年级第三学期第八周 8.30-9.3

You will need help from a parent/carer. Show each completed activity to your parents so they can check it and/or help you post it on Seesaw. Remember to have regular breaks throughout the day for crunch and sip, recess and lunch, stretching and moving throughout the house in between activities. Please remember to take care with your work and present it neatly.

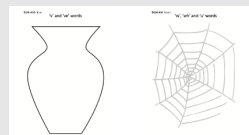
你将需要父母/看护人的帮助。向你的父母展示每项已完成的活动，以便他们检查和/或帮助你将其发布到 Seesaw。记住全天有规律的休息，吃水果，午休和午餐，在活动之间在整个房子里伸展和运动。请记得好好完成你的作业并整齐地呈现它。

	Monday 30/8 周一	Tuesday 31/8 周二	Wednesday 1/9 周三	Thursday 2/9 周四	Friday 3/9 周五
Morning Literacy 早晨读写	<p><b>Spelling 拼写</b>- We are looking at Soundwaves- Unit 26. It is a combined unit this week. The sounds are: 'v', 've' and 'w', 'wh', 'u'</p> <p>本周我们正在学习 Soundwaves-第 26 单元。</p> <p>声音是：'v', 've' and 'w', 'wh', 'u'</p> <p><a href="http://www.soundwaveskids.com.au">www.soundwaveskids.com.au</a>.</p>	<p><b>Reading 阅读:</b></p> <p>Visit 浏览 <a href="https://in2era.com.au/home">https://in2era.com.au/home</a></p> <p>Username 用户名: hurstville</p> <p>Password 密码: hurstville</p> <p>Choose a <b>picture book or a book at your level</b> and read for enjoyment. Try to aim for 10-20 minutes of reading.</p>	<p><b>Spelling – Segmenting Sounds 拼写-分解声音</b></p> <p>Find the segmenting tool on the soundwaves website and work out how many sounds each word has and which letters match.在声波网站上找到分段工具，计算出每个单词有多少个发音以及哪些字母匹配。</p> <p><a href="http://www.soundwaveskids.com">www.soundwaveskids.com</a>.</p>	<p><b>Spelling - Textbook 拼写-课本</b></p> <p>We have uploaded the first page of Unit 26 from the Soundwaves textbook. Complete the activities. Do the first page ONLY.</p> <p>我们上传了声波课本第 26 单元的第一页。完成</p>	<p><b>Spelling - Textbook 拼写-课本</b></p> <p>We have uploaded the second page of Unit 26 from the Soundwaves textbook. Complete the activities. Do the second page ONLY</p> <p>我们上传了声波课本第 26 单元的第 2 页。完成活</p>

Access code 密码: puff231

Use the template provided (or draw your own), and write your spelling list words in the shape. Write your 'v', 've' words in the vase and your 'w', 'wh', 'u' words in the web.

使用提供的模板（或绘制自己的模板），并在形状中写下您的拼写列表单词。在花瓶中写下你的“v”、“ve”字样，在网上写下你的“w”、“wh”、“u”字样。



**Reading 阅读:** Visit 浏览

<https://in2era.com.au/home>

Username 用户名: hurstville

Password 密码: hurstville

Choose a **picture book or a book at your level** and read for enjoyment. Try to aim for 10-20 minutes of reading.

选择一本图画书或符合你水平的书，然后阅读以享受乐趣。尝试以 10-20 分钟的阅读时间为目标。

选择一本图画书或符合你水平的书，然后阅读以享受乐趣。尝试以 10-20 分钟的阅读时间为目标。

### **Persuasive Writing 说服力写作**

Text Structure is how we organise our writing. This is the persuasive writing text structure:

- Title
- Reason 1
- Reason 2
- Reason 3
- Conclusion

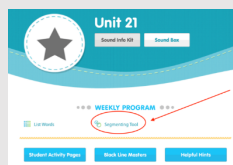
文本结构是我们组织写作的方式。这是有说服力的写作文本结构：

- 标题
- 原因一
- 原因 2
- 理由三
- 结论

Use the sentences you

au

Access code 密码: puff231



### **Reading & Writing**

#### **阅读&写作**

Watch and read the story 'Piranhas Don't Eat Bananas' on Seesaw. Visit the website:

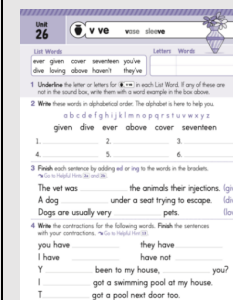
在 seesaw 上观看和阅读故事“食人鱼不吃香蕉”。访问网站：

<https://www.coolkidfacts.com/piranhas-facts/>

Fill in the cloze passage by using information from the website about piranhas.

使用网站上有关食人鱼的信息填写完形填空段落。

活动。只做第一页。



### **Reading & Writing**

#### **阅读&写作**

Watch and read the story 'Piranhas Don't Eat Bananas' on Seesaw.

Complete the activity on Seesaw and match what foods the piranhas eat.

在 seesaw 上观看和阅读故事“食人鱼不吃香蕉”。在 seesaw 上完成活动并匹配食人鱼吃的食物。

动。只做第 2 页。



Explore some sounds and play the games for this unit on the Soundwaves website. 在 Soundwaves 网站上探索本单元的一些声音并玩游戏。

[www.soundwaveskids.com.au](http://www.soundwaveskids.com.au)

Access code 密码: puff231

**Reading 阅读-** Visit 浏览 <https://in2era.com.au/home>

Username 用户名: hurstville Password 密码: hurstville

Choose a **picture book or a book at your level** and read for enjoyment. Try to aim for

	<p><b><u>Persuasive Writing 说服力写作</u></b></p> <p>A <b>conclusion</b> is at the end of your persuasive writing. It re-states/says your opinion again, to remind the reader. 结论是在你的有说服力的写作结束时。它再次重申/说出你的意见，以提醒读者。</p> <p>Like the opening 'Statement of Opinion', it uses high modality/strong words. 就像开头的“意见陈述”一样，它使用了高模态/强词。</p> <p>Re-read your persuasive 'Statements of Opinion' from Lesson 2, Week 6. 重读第 2 课第 6 周中具有说服力的“意见陈述”。</p> <p>Under the title 'Conclusion', use the sentence openers below to write as many conclusions as you can.</p> <p style="text-align: center;">In conclusion, Therefore, Thus, Consequently, As a result, In sum, To conclude,</p> <p>For example:</p>	<p>have written in Weeks 6-8 to write your own persuasive writing. 使用你在第 6-8 周写的句子来写你自己的有说服力的文章。</p> <p>For example 例如:</p> <p><u>Title: Should the boy have a pet stegosaurus?</u></p> <p><u>标题：男孩应该养宠物剑龙吗？</u></p> <p><u>Introduction (Statement of Opinion): I absolutely believe the boy should have a pet stegosaurus.</u></p> <p><u>开头介绍（意见陈述）：我绝对相信这个男孩应该有一只宠物剑龙。</u></p> <p><u>Reason 1: Firstly, he needs the pet stegosaurus to take the students to the museum if they can't use the school bus.</u></p> <p><u>原因 1：首先，如果学生不能使用校车，他需要宠物剑龙带学生去博物馆。</u></p>			<p>10-20 minutes of reading. 选择一本图画书或符合你水平的书，然后阅读以享受乐趣。尝试以 10-20 分钟的阅读时间为目标。</p> <p><b><u>Creative Arts 艺术创作</u></b></p> <p>Can you draw your own piranha? 你可以画一条自己的食人鱼吗？</p> <p>Watch the video 看这个视频： <a href="https://www.youtube.com/watch?v=h1zk9o9P_b8">https://www.youtube.com/watch?v=h1zk9o9P_b8</a></p> <p>Have a go at drawing your own piranha from the book 'Piranhas Don't Eat Bananas'. Colour it in and give it a name. 尝试从“食人鱼不吃香蕉”一书中绘制自己的食人鱼。给它上色并命名。</p>
--	--	--	--	--	--

	<p style="text-align: center;"><u>Conclusion</u></p> <ul style="list-style-type: none"> <li><i>In conclusion, I absolutely believe the boy should have a pet stegosaurus.</i></li> <li><i>Therefore, I strongly believe the boy must have a pet stegosaurus.</i></li> </ul> <p>Upload your writing to SeeSaw.</p> <p>在“结论”标题下，使用下面的关键词尽可能多地写出结论。</p> <p style="text-align: center;">总之， 因此， 所以， 最后， 结果， 总共， 总结一下，</p> <p>例如： 结论</p> <ul style="list-style-type: none"> <li>• 总之，我绝对相信这个男孩应该有一只宠物剑龙。</li> <li>• 因此，我坚信这个男孩一定有一只宠物剑龙。</li> </ul> <p>将你的作业上传到 SeeSaw。</p>	<p><u>Reason 2: Secondly, he needs the pet stegosaurus to eat all the vegetables on his plate.</u></p> <p>原因 2：其次，他需要宠物剑龙吃掉他盘子里的所有蔬菜。</p> <p><u>Reason 3: Thirdly, he needs the pet stegosaurus to keep him safe at night.</u></p> <p>原因 3：第三，他需要宠物剑龙来保护他的安全。</p> <p><u>Conclusion: Therefore, I strongly believe the boy must have a pet stegosaurus.</u></p> <p>结论：因此，我坚信这个男孩一定有一只宠物剑龙。</p> <p>Upload your writing to SeeSaw.</p> <p>将你的作业上传到 SeeSaw。</p>			
<b>Break 休息</b>	Break 休息	Break 休息	Break 休息	Break 休息	Break 休息
<b>Middle</b>	<b><u>Maths – Fractions of a</u></b>	<b><u>Maths – Fractions of a</u></b>	<b><u>Maths – Fractions of a</u></b>	<b><u>Maths – Length-Formal</u></b>	<b><u>Maths – Length-Formal</u></b>

**Maths**


上午  
数学

**collection**

数学 - 集合的分数

We are looking at halves, quarters and eighths of collections this week. For example: These cards are shared into quarters.

本周我们正在学习系列的一半、四分之一和八分之一。例如：这些卡片被分为四等分。



Use household objects (e.g., cookies, cards, toys) to show:

- halves of a collection
- quarters of a collection
- eighths of a collection

Remember to look at the examples to help you. Upload photos of your work to Seesaw.

使用家居用品（例如饼干、卡片、玩具）来展示：

- 集合的一半
- 集合的四分之一
- 集合的八分之一

**collection 数学 - 集合的分数**

数

We are looking at halves, quarters and eighths of collections. For example-

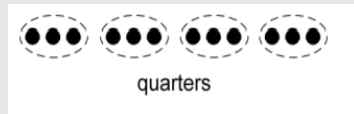
*There are 12 marbles. Share them into quarters.*

$1/4$  of 12 = 3 marbles

我们正在学习系列的一半、四分之一和八分之一。例如 -

有 12 颗弹珠。将它们分成几部分。

12 的  $1/4$  = 3 个弹珠



Complete the interactive activity uploaded to Seesaw. Your job is to place the items into halves, quarters and eighths.

完成上传到 Seesaw 的互动活动。你的工作是将物品分成两半、四分之一和八分之一。

**iMaths-** Go to the games section and choose a game to play. 转到游戏部分并选择

**collection 数学 - 集合的分数**

数

Use the 'think boards' uploaded to Seesaw to show all of the information you have learnt about halves, quarters and eighths. Please remember to look at the examples to help you.

使用上传到 Seesaw 的“思考板”显示你所了解的有关半场、四分之一和八分之一的所有信息。请记住查看示例以帮助你。

**Wellbeing Wednesday 身心健康周三**



Here are some activities you can do for Wellbeing Wednesday. Remember, if you have a brother or sister at Hurstville Public School, these activities will be the same and you can do them together.

以下是您可以为健康星期三做的一些活动。请记住，如果您在 Hurstville 公立学校

**Units 数学 - 长度 - 正式单**

位

Today we will be looking at metres (m). 今天我们要学习米 (m)。

Watch: 观看

<https://www.youtube.com/watch?v=yFh5IO1SQlw>

**Activity 1:** Cut a piece of string one metre long. (You can use a tape measure to complete this activity).

活动一：剪一根一米长的绳子。（你可以使用卷尺来完成此活动）。

Find objects around your home that are:

- less than one metre
- about one metre
- more than one metre along any side.

查找你家周围的物品：

- 不到一米
- 约一米

**Units - Metres 数学 - 长度**

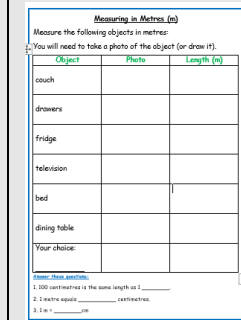
- 正式单位 - 米

**Watch 观看:**

[https://www.youtube.com/watch?v=HT\\_c0AQu1I8](https://www.youtube.com/watch?v=HT_c0AQu1I8)

**Activity 1:** Complete the worksheet 'Measuring in Metres'. Using your metre string from yesterday, measure the objects and write the length in metres.

活动 1：完成工作表“以米为单位的测量”。使用昨天的米线，测量物体并以米为单位写出长度。



**Activity 2:** Metres or centimetres?

Look at the different objects on the worksheet and decide if they should be measured in centimetres (cm) or metres (m). Write the

请记住查看示例以帮助你。将你的作品照片上传到 Seesaw。

**iMaths-** Go to the games section and choose a game to play. [www.imaths.com.au](http://www.imaths.com.au) 转到游戏部分并选择要玩的游戏

Access code 密码: tent495

要玩的游戏  
[www.imaths.com.au](http://www.imaths.com.au)  
Access code 密码: tent495

有兄弟姐妹，这些活动将是相同的，您可以一起进行。

Do 15 minutes of stretching or yoga – e.g., Cosmic Yoga or YouTube Yoga for Kids

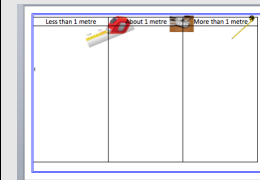
做 15 分钟的伸展运动或瑜伽——例如宇宙瑜伽或 YouTube 儿童瑜伽

<https://www.youtube.com/user/cosmickidsyoga>  
<https://www.youtube.com/watch?v=X655B4ISakg>

• 任何一侧超过一米。

Complete this on the worksheet provided. You will need to find at least 3 objects for each.

在提供的工作纸上完成此项。你需要为每个至少找到 3 个物体。



**Activity 2:** How many objects in a metre?

活动 2：一米有多少个物体？

Watch 观看


[www.youtube.com/watch?v=d5awyeF10cs](http://www.youtube.com/watch?v=d5awyeF10cs)

Using the objects on the worksheet provided, how many of these objects fit in one metre? Use your one metre string to count the objects. Write your estimate in the table then check your estimate by placing a number of each object end to end, along the string, without gaps or

appropriate unit of measurement underneath each picture.

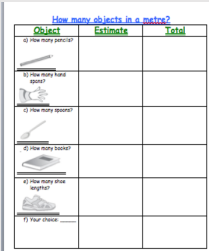
活动 2：米还是厘米？

查看工作表上的不同对象并决定它们的单位是厘米 (cm) 还是米 (m)。在每张图片下方写下适当的度量单位。



**iMaths-** Go to the games section and choose a game to play. 转到游戏部分并选择要玩的游戏

[www.imaths.com.au](http://www.imaths.com.au) A  
Access code 密码: tent495

				<p>overlaps.</p> <p>使用提供的工作纸上的对象，一米内有多少这些对象？用你的一米绳数数物体。将你的估算值写在表中，然后通过将每个物体首尾相连地放置，没有间隙或重叠来检查核对你的估算值。</p>  <p><b>iMaths-</b> Go to the games section and choose a game to play. 转到游戏部分并选择要玩的游戏 <a href="http://www.imaths.com.au">www.imaths.com.au</a> Access code 密码: tent495</p>	
<b>Break</b> 休息	Break 休息	Break 休息	Break 休息	Break 休息	Break 休息
<b>Afternoon</b> 下午	<p><b>Join your library zoom with Miss Wadley if you can!</b></p> <p>The details of these zooms are in your seesaw class.</p>	<p><b><u>Geography 地理-</u></b></p> <p>Listen to Ms Wadley read the next section of 'Are We There Yet?'</p>	<p><b><u>Wellbeing Wednesday 身心健康周三</u></b></p>	<p><b><u>Science: Earth and Space 科学：地球与太空</u></b></p> <p>Watch the video about air 观看关于空气的视频:</p>	<p><b><u>PDHPE 体育</u></b></p> <p>This is our 6<sup>th</sup> week of Got Game. Watch the video using the link below to watch Ben discuss the</p>

	<p>如果可以的话，与 Miss Wadley 一起加入你的图书馆 zoom !</p> <p>这些 zoom 的细节在你的 seesaw 上。</p> <p><b><u>Community Language</u></b></p> <p>Please complete today's activity from your community language teacher.</p> <p>社区语言</p> <p>请完成社区语言老师今天的活动。</p>	<p>Grace's family visits the Kakadu region in the Northern Territory. They see some Aboriginal rock paintings, including a child's handprint. These handprints were a way for Aboriginal people to express their identity.</p> <p>听 Miss Wadely 阅读“我们到了吗？”的下一部分。</p> <p>格蕾丝的家人访问北领地的卡卡杜地区。他们看到了一些土著岩画，包括一个孩子的手印。这些手印是原住民表达身份的一种方式。</p> <p>Trace around your hand with a pencil. On each finger write one thing that is important to you in your life. On the palm of your hand (the biggest part), draw some of these things.</p> <p>用铅笔在你的手周围描画。在每个手指上写下一件对你生命中很重要的事情。在你的手掌上（最大的部分），画一些这样的东西。</p>	<p>Do a jigsaw puzzle, sudoku or crossword.</p> <p>Watch something that makes you laugh, then share this with a friend or family member.</p> <p>做拼图游戏、数独游戏或填字游戏。</p> <p>看一些让你发笑的东西，然后与朋友或家人分享。</p>	<p><a href="https://www.youtube.com/watch?v=h7rhOM2dXtE">https://www.youtube.com/watch?v=h7rhOM2dXtE</a></p> <p>Draw/label (or find pictures) 6 things that need air/wind to move them.</p> <p>绘制/标记（或查找图片）6 个需要空气/风来移动它们的东西。</p> <p>Write down 3-5 actions that create smoke in the air and lead to air pollution.</p> <p>写下 3-5 个在空气中产生烟雾并导致空气污染的行为。</p> <p>Discuss with a family member what we can do to keep the air clean and record which ones you are already doing or plan to do in the future.</p> <p>与家人讨论我们可以做些什么来保持空气清洁，并记录你已经在做或计划在未来做哪些事情。</p>	<p>different ways we use our Fundamental Movement Skills to move our body.</p> <p>这是我们 GoT 游戏的第 6 周。使用下面的链接观看视频，观看 Ben 讨论我们使用基本运动技能来移动身体的不同方式。</p> <p><a href="https://www.loom.com/share/163fa7aba066407cb83bc32c03e1f726">https://www.loom.com/share/163fa7aba066407cb83bc32c03e1f726</a></p>
--	---	--	--	---	---



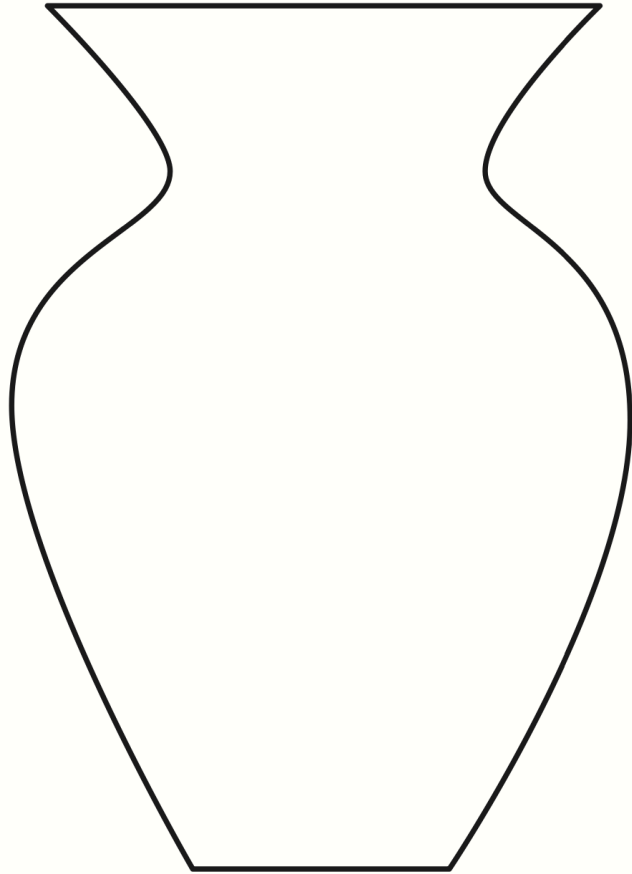
## Week 8 Unit 26 Spelling Words


ever	swim	<b>Sight Words</b>
you've	quiet (the u makes the w sound)	broth
given	quickly (the u makes the w sound)	give
cover	which	friend
seventeen	while	eleven
haven't	would	Friday
above	where	
loving	white	
dive	won	
they've	warm	

Monday Spelling Task Uploaded onto Seesaw

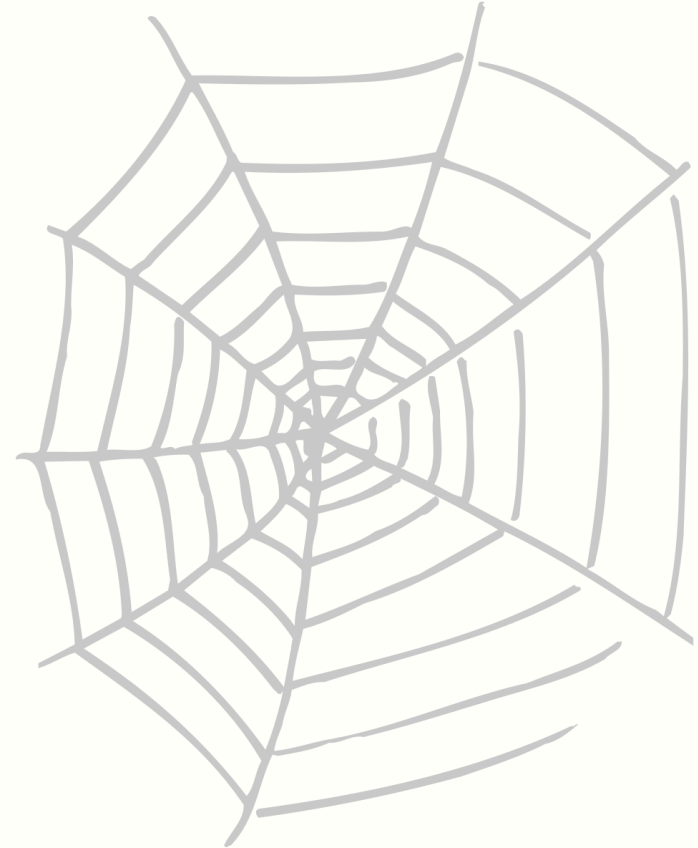
BLM A30  v ve

'v' and 've' words



BLM A31  w wh u

'w', 'wh' and 'u' words



# Unit 26



v ve

vase sleeve



## List Words

ever given cover seventeen you've  
dive loving above haven't they've

## Letters Words


1 Underline the letter or letters for  in each List Word. If any of these are not in the sound box, write them with a word example in the box above.

2 Write these words in alphabetical order. The alphabet is here to help you.

a b c d e f g h i j k l m n o p q r s t u v w x y z

given dive ever above cover seventeen

1. \_\_\_\_\_ 2. \_\_\_\_\_ 3. \_\_\_\_\_

4. \_\_\_\_\_ 5. \_\_\_\_\_ 6. \_\_\_\_\_

3 Finish each sentence by adding **ed** or **ing** to the words in the brackets.

➤ Go to Helpful Hints [2a](#) and [2b](#).

The vet was \_\_\_\_\_ the animals their injections. (give)

A dog \_\_\_\_\_ under a seat trying to escape. (dive)

Dogs are usually very \_\_\_\_\_ pets. (love)

4 Write the contractions for the following words. Finish the sentences with your contractions. ➤ Go to Helpful Hint [13](#).

you have \_\_\_\_\_ they have \_\_\_\_\_

I have \_\_\_\_\_ have not \_\_\_\_\_

Y \_\_\_\_\_ been to my house, \_\_\_\_\_ you?

I \_\_\_\_\_ got a swimming pool at my house.

T \_\_\_\_\_ got a pool next door too.



**w wh u** web whale queen

List Words

swim which while would quiet  
won white where quickly warm

Letters Words


1 Underline the letter or letters for  **w h u** in each List Word. If any of these are not in the sound box, write them with a word example in the box above.

2 Cross out the word that is not in alphabetical order in each row.

a b c d e f g h i j k l m n o p q r s t u v w x y z

quiet swim twelve one would yellow  
once quickly warm swimming twenty zebra

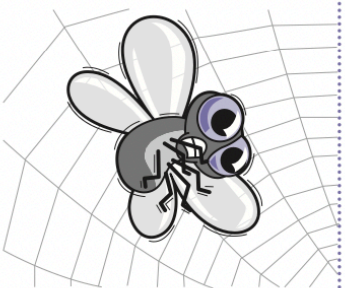
3 Finish the sentences with **white, while, where, which**.  
Use capitals to start sentences.

\_\_\_\_\_ way do we go?

Our house is painted \_\_\_\_\_.

\_\_\_\_\_ do you live?

It rained \_\_\_\_\_ we were swimming.



4 Colour 17 List Words in the Word Search. **Hidden Word** \_\_\_\_\_

w	i	n	e	e	t	n	e	v	e	s	c	o	v	e	r
y	o	u	'v	e	e	t	i	h	w	e	l	i	h	w	n
e	v	e	r	e	v	o	b	a	h	a	v	e	n'	t	o
c	l	o	v	i	n	g	t	h	e	y	'v	e	k	e	w
n	e	v	i	g	h	c	i	h	w	w	h	e	r	e	d
y	l	k	c	i	u	q	d	i	v	e	t	e	i	u	q

South America	eggs	scales	small	gills	hungry
heat	sharp	meat	fish	shoal	

Piranha Cloze Passage – fill in the cloze passage with the words in the boxes. Hardcopy here if you can't access Seesaw.

Piranhas are \_\_\_\_\_. This means they are covered in \_\_\_\_\_, breathe with \_\_\_\_\_ and hatch from \_\_\_\_\_.

They are cold-blooded. This means they rely on the environment to \_\_\_\_\_ up and cool down.

Piranhas live in rivers and streams in \_\_\_\_\_. They are omnivores, which means they eat \_\_\_\_\_ and plants.

They are a \_\_\_\_\_ fish, with a round body and large head. A group of piranhas is called a \_\_\_\_\_. The largest shoal can have up to 20 fish in them.













They are famous for their \_\_\_\_\_ teeth, which are triangular shaped. This helps them tear meat away from their prey. Since they are such active chompers, a piranha replaces its teeth all the time. Their teeth, luckily, grow in four sets. These sets are replaced about every 100 days or so.

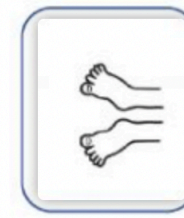


Piranhas rarely eat humans. The only way that these fish would go after humans is because they feel threatened, or they are very \_\_\_\_\_.



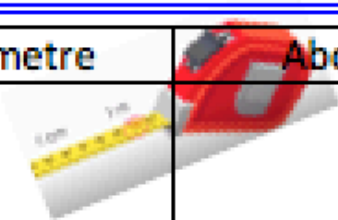


Piranha matching activity. Match the foods to what the piranhas eat and don't eat.

Hardcopy here if you can't access Seesaw.






Piranhas eat 	Piranhas don't eat 
 	 
 	 
	



What do piranhas eat? Drag and drop.
















Less than 1 metre	About 1 metre	More than 1 metre
		

### How many objects in a metre?

<u>Object</u>	<u>Estimate</u>	<u>Total</u>
a) How many pencils? 		
b) How many hand spans? 		
c) How many spoons? 		
d) How many books? 		
e) How many shoe lengths? 		
f) Your choice: _____		



**Metres or centimetres ?**

a)		b)		c)	
d)		e)		f)	
g)		h)		i)	
j)		k)		l)	
m)		n)		o)	

## Measuring in Metres (m)

Measure the following objects in metres:

You will need to take a photo of the object (or draw it).

Object	Photo	Length (m)
couch		
drawers		
fridge		
television		
bed		
dining table		
Your choice:		

Answer these questions!

- 100 centimetres is the same length as 1 \_\_\_\_\_
- 1 metre equals \_\_\_\_\_ centimetres.
- 1 m = \_\_\_\_\_ cm