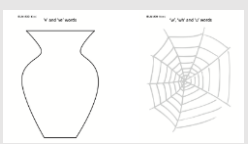


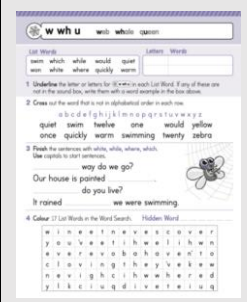


Framework for Learning from Home – Year 2 T3 W8 30th Aug-3rd Sept

You will need help from a parent/carer. Show each completed activity to your parents so they can check it and/or help you post it on Seesaw. Remember to have regular breaks throughout the day for crunch and sip, recess and lunch, stretching and moving throughout the house in between activities. Please remember to take care with your work and present it neatly.


	Monday 30/8	Tuesday 31/8	Wednesday 1/9	Thursday 2/9	Friday 3/9
Morning Literacy	<p>Spelling- We are looking at Soundwaves- Unit 26. It is a combined unit this week. The sounds are: 'v', 've' and 'w', 'wh', 'u'</p> <p>www.soundwaveskids.com.au Access code: puff231</p> <p>Use the template provided (or draw your own), and write your spelling list words in the shape. Write your 'v', 've' words in the vase and your 'w', 'wh', 'u' words in the web.</p>  <p>Reading: Visit https://in2era.com.au/home Username: hurstville Password: hurstville</p> <p>Choose a picture book or a book at your level and read for enjoyment. Try to aim for</p>	<p>Reading: Visit https://in2era.com.au/home Username: hurstville Password: hurstville</p> <p>Choose a picture book or a book at your level and read for enjoyment. Try to aim for 10-20 minutes of reading.</p> <p>Persuasive Writing</p> <p>Text Structure is how we organise our writing. This is the persuasive writing text structure:</p> <p style="text-align: center;">Title Reason 1 Reason 2 Reason 3 Conclusion</p> <p>Use the sentences you</p>	<p>Spelling – Segmenting Sounds</p> <p>Find the segmenting tool on the soundwaves website and work out how many sounds each word has and which letters match.</p> <p>www.soundwaveskids.com.au Access code: puff231</p>  <p>Reading & Writing</p> <p>Watch and read the story 'Piranhas Don't Eat Bananas' on Seesaw. Visit the website: https://www.coolkidfacts.com/piranhas-facts/</p> <p>Fill in the cloze passage by using information from the</p>	<p>Spelling - Textbook</p> <p>We have uploaded the first page of Unit 26 from the Soundwaves textbook. Complete the activities. Do the first page ONLY.</p>  <p>Reading & Writing</p> <p>Watch and read the story 'Piranhas Don't Eat Bananas' on Seesaw. Complete the activity on Seesaw and match what foods the piranhas eat.</p>	<p>Spelling - Textbook</p> <p>We have uploaded the second page of Unit 26 from the Soundwaves textbook. Complete the activities. Do the second page ONLY</p>  <p>Explore some sounds and play the games for this unit on the Soundwaves website. www.soundwaveskids.com.au Access code: puff231</p>

	<p>10-20 minutes of reading.</p> <p>Persuasive Writing A conclusion is at the end of your persuasive writing. It restates/says your opinion again, to remind the reader. Like the opening 'Statement of Opinion', it uses high modality/strong words.</p> <p>Re-read your persuasive 'Statements of Opinion' from Lesson 2, Week 6.</p> <p>Under the title 'Conclusion', use the sentence openers below to write as many conclusions as you can.</p> <p style="text-align: center;">In conclusion, Therefore, Thus, Consequently, As a result, In sum, To conclude,</p> <p>For example: <u>Conclusion</u></p> <ul style="list-style-type: none"> <i>In conclusion, I absolutely believe the boy should have a pet stegosaurus.</i> <i>Therefore, I strongly believe the boy must have a pet stegosaurus.</i> <p>Upload your writing to SeeSaw.</p>	<p>have written in Weeks 6-8 to write your own persuasive writing. For example:</p> <p><u>Title:</u> <i>Should the boy have a pet stegosaurus?</i></p> <p><u>Introduction (Statement of Opinion):</u> <i>I absolutely believe the boy should have a pet stegosaurus.</i></p> <p><u>Reason 1:</u> <i>Firstly, he needs the pet stegosaurus to take the students to the museum if they can't use the school bus.</i></p> <p><u>Reason 2:</u> <i>Secondly, he needs the pet stegosaurs to eat all the vegetables on his plate.</i></p> <p><u>Reason 3:</u> <i>Thirdly, he needs the pet stegosaurus to keep him safe at night.</i></p> <p><u>Conclusion:</u> <i>Therefore, I strongly believe the boy must have a pet stegosaurus.</i></p> <p>Upload your writing to SeeSaw.</p>	<p>website about piranhas.</p>		<p>Reading- Visit https://in2era.com.au/home Username: hurstville Password: hurstville Choose a picture book or a book at your level and read for enjoyment. Try to aim for 10-20 minutes of reading.</p> <p>Creative Arts Can you draw your own piranha? Watch the video: https://www.youtube.com/watch?v=h1zk9o9P_b8 Have a go at drawing your own piranha from the book 'Piranhas Don't Eat Bananas'. Colour it in and give it a name.</p>
Break	Break	Break	Break	Break	Break

Middle Maths

Maths – Fractions of a collection

We are looking at halves, quarters and eighths of collections this week. For example: These cards are shared into quarters.



Use household objects (e.g., cookies, cards, toys) to show:

- halves of a collection
- quarters of a collection
- eighths of a collection

Remember to look at the examples to help you. Upload photos of your work to Seesaw.

iMaths- Go to the games section and choose a game to play. www.imaths.com.au

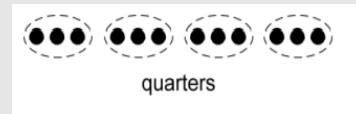
Access code: tent495

Maths – Fractions of a collection

We are looking at halves, quarters and eighths of collections. For example-

There are 12 marbles. Share them into quarters.

$1/4$ of 12 = 3 marbles



Complete the interactive activity uploaded to Seesaw. Your job is to place the items into halves, quarters and eighths.

iMaths- Go to the games section and choose a game to play.

www.imaths.com.au
Access code: tent495

Maths – Fractions of a collection

Use the ‘think boards’ uploaded to Seesaw to show all of the information you have learnt about halves, quarters and eighths. Please remember to look at the examples to help you.

Wellbeing Wednesday



Here are some activities you can do for Wellbeing Wednesday. Remember, if you have a brother or sister at Hurstville Public School, these activities will be the same and you can do them together.

Do 15 minutes of stretching or yoga – e.g., Cosmic Yoga or YouTube Yoga for Kids

<https://www.youtube.com/user/cosmickidsyoga>
<https://www.youtube.com/watch?v=X655B4ISakg>

Maths – Length-Formal Units

Today we will be looking at metres (m).

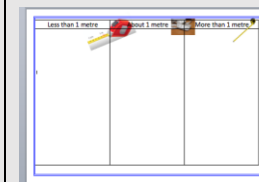
Watch: <https://www.youtube.com/watch?v=yFh5IO1SQIw>

Activity 1: Cut a piece of string one metre long. (You can use a tape measure to complete this activity).

Find objects around your home that are:

- less than one metre
- about one metre
- more than one metre along any side.

Complete this on the worksheet provided. You will need to find at least 3 objects for each.



Activity 2: How many objects in a metre?

Watch: www.youtube.com/watch?v=d5awyeF10cs

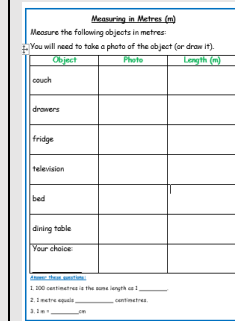
Using the objects on the worksheet provided, how

Maths – Length-Formal Units - Metres

Watch:


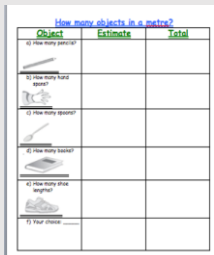
https://www.youtube.com/watch?v=HT_c0AQu118

Activity 1: Complete the worksheet ‘Measuring in Metres’. Using your metre string from yesterday, measure the objects and write the length in metres.



Activity 2: Metres or centimetres?

Look at the different objects on the worksheet and decide if they should be measured in centimetres (cm) or metres (m). Write the appropriate unit of measurement underneath each picture.

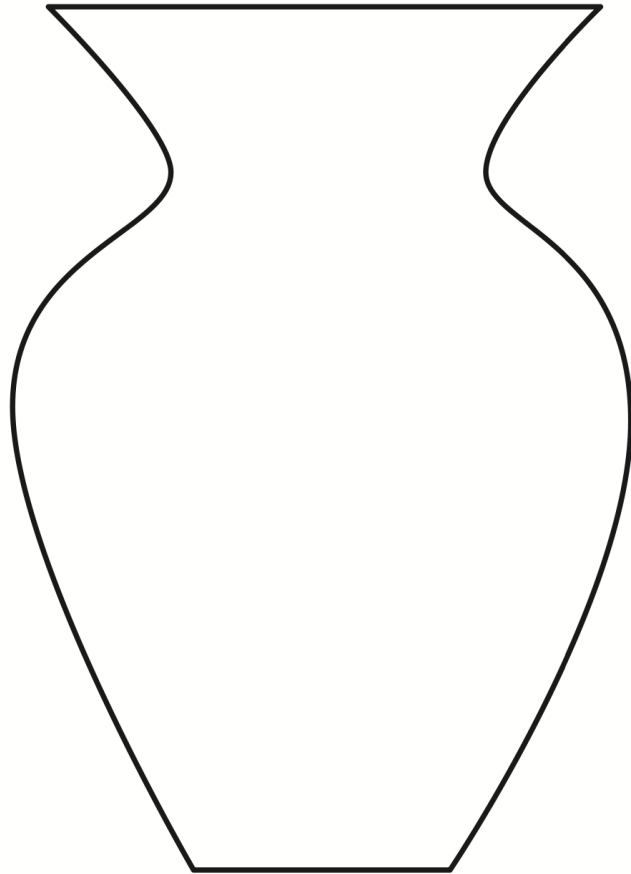
				<p>many of these objects fit in one metre? Use your one metre string to count the objects. Write your estimate in the table then check your estimate by placing a number of each object end to end, along the string, without gaps or overlaps.</p>   <p>iMaths- Go to the games section and choose a game to play. www.imaths.com.au Access code: tent495</p>	<p>iMaths- Go to the games section and choose a game to play. www.imaths.com.au Access code: tent495</p>
Break	Break	Break	Break	Break	Break
Afternoon	<p>Join your library zoom with Miss Wadley if you can! The details of these zooms are in your seesaw class.</p> <p>Community Language Please complete today's activity from your community language teacher.</p>	<p>Geography – Listen to Ms Wadley read the next section of 'Are We There Yet?'</p> <p>Grace's family visits the Kakadu region in the Northern Territory. They see some Aboriginal rock paintings, including a child's handprint. These handprints were a way for Aboriginal people to express their identity.</p>	<p>Wellbeing Wednesday Do a jigsaw puzzle, sudoku or crossword.</p> <p>Watch something that makes you laugh, then share this with a friend or family member.</p>	<p>Science: Earth and Space Watch the video about air: https://www.youtube.com/watch?v=h7rhOM2dXtE</p> <p>Draw/label (or find pictures) 6 things that need air/wind to move them.</p> <p>Write down 3-5 actions</p>	<p>PDHPE This is our 6th week of Got Game. Watch the video using the link below to watch Ben discuss the different ways we use our Fundamental Movement Skills to move our body. https://www.loom.com/share/163fa7aba066407cb83bc32c03e1f726</p>

		Trace around your hand with a pencil. On each finger write one thing that is important to you in your life. On the palm of your hand (the biggest part), draw some of these things.		that create smoke in the air and lead to air pollution. Discuss with a family member what we can do to keep the air clean and record which ones you are already doing or plan to do in the future.	
--	--	---	--	---	--

Week 8 Unit 26 Spelling Words		
ever	swim	Sight Words broth give friend eleven Friday
you've	quiet (the u makes the w sound)	
given	quickly (the u makes the w sound)	
cover	which	
seventeen	while	
haven't	would	
above	where	
loving	white	
dive	won	
they've	warm	

BLM A30  v ve

'v' and 've' words



BLM A31  w wh u

'w', 'wh' and 'u' words



Unit 26



v ve

vase sleeve



List Words

ever given cover seventeen you've
dive loving above haven't they've

Letters Words

1 **Underline** the letter or letters for  in each List Word. If any of these are not in the sound box, write them with a word example in the box above.

2 Write these words in alphabetical order. The alphabet is here to help you.

a b c d e f g h i j k l m n o p q r s t u v w x y z
given dive ever above cover seventeen

- _____
- _____
- _____
- _____
- _____
- _____

3 Finish each sentence by adding **ed** or **ing** to the words in the brackets.

➤ Go to Helpful Hints [2a](#) and [2b](#).

The vet was _____ the animals their injections. (give)
A dog _____ under a seat trying to escape. (dive)
Dogs are usually very _____ pets. (love)

4 Write the contractions for the following words. Finish the sentences with your contractions. ➤ Go to Helpful Hint [13](#).

you have _____ they have _____
I have _____ have not _____
Y _____ been to my house, _____ you?
I _____ got a swimming pool at my house.
T _____ got a pool next door too.



w wh u

web whale queen

List Words

swim which while would quiet
won white where quickly warm

Letters Words

1 Underline the letter or letters for  **w h u** in each List Word. If any of these are not in the sound box, write them with a word example in the box above.

2 Cross out the word that is not in alphabetical order in each row.

a b c d e f g h i j k l m n o p q r s t u v w x y z

quiet swim twelve one would yellow
once quickly warm swimming twenty zebra

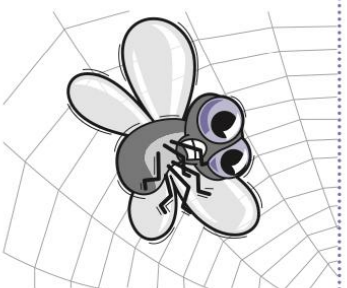
3 Finish the sentences with **white, while, where, which**.
Use capitals to start sentences.

_____ way do we go?

Our house is painted _____.

_____ do you live?

It rained _____ we were swimming.



4 Colour 17 List Words in the Word Search.

Hidden Word _____

w	i	n	e	e	t	n	e	v	e	s	c	o	v	e	r
y	o	u	'v	e	e	t	i	h	w	e	l	i	h	w	n
e	v	e	r	e	v	o	b	a	h	a	v	e	n'	t	o
c	l	o	v	i	n	g	t	h	e	y	'v	e	k	e	w
n	e	v	i	g	h	c	i	h	w	w	h	e	r	e	d
y	l	k	c	i	u	q	d	i	v	e	t	e	i	u	q

South America	eggs	scales	small	gills	hungry
heat	sharp	meat	fish	shoal	

Piranha Cloze Passage – fill in the cloze passage with the words in the boxes. Hardcopy here if you can't access Seesaw.

Piranhas are _____. This means they are covered in _____, breathe with _____ and hatch from _____.
They are cold-blooded. This means they rely on the environment to _____ up and cool down.

Piranhas live in rivers and streams in _____. They are omnivores, which means they eat _____ and plants.
They are a _____ fish, with a round body and large head. A group of piranhas is called a _____. The largest shoal can have up to 20 fish in them.













They are famous for their _____ teeth, which are triangular shaped. This helps them tear meat away from their prey. Since they are such active chompers, a piranha replaces its teeth all the time. Their teeth, luckily, grow in four sets. These sets are replaced about every 100 days or so.


Piranhas rarely eat humans. The only way that these fish would go after humans is because they feel threatened, or they are very _____.






Piranha matching activity. Match the foods to what the piranhas eat and don't eat.

Hardcopy here if you can't access Seesaw.






Piranhas eat 	Piranhas don't eat 
 	 
 	 
	



What do piranhas eat? Drag and drop.

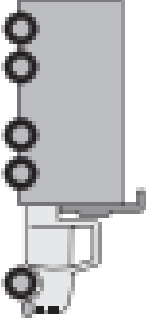

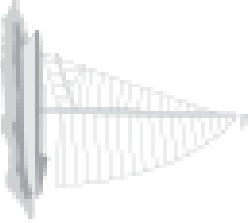








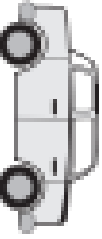



Less than 1 metre	About 1 metre	More than 1 metre
		

How many objects in a metre?

<u>Object</u>	<u>Estimate</u>	<u>Total</u>
a) How many pencils? 		
b) How many hand spans? 		
c) How many spoons? 		
d) How many books? 		
e) How many shoe lengths? 		
f) Your choice: _____		

Measuring in Metres (m)

Measure the following objects in metres.

 a)	 b)	 c)
 d)	 e)	 f)
 g)	 h)	 i)
 j)	 k)	 l)
 m)	 n)	 o)

Metres or centimetres ?

