



Framework for Learning from Home- Weekly Outline

Support Unit- White Class Term 3 Week 8


You will need help from a parent/carer. Show each completed activity to your parents so they can check it.


	Monday	Tuesday	Wednesday	Thursday	Friday
	30 th August	31 st August	1 st September Wellbeing Wednesday 12-3pm	2 nd September	3 rd September
Morning	English <u>Morning Circle</u> Discuss with a parent or carer: What is the day today? What was the day yesterday? What will tomorrow be? What is the weather	English <u>Morning Circle</u> Discuss with a parent or carer: What is the day today? What was the day yesterday? What will tomorrow be? What is the weather	English <u>Morning Circle</u> Discuss with a parent or carer: What is the day today? What was the day yesterday? What will tomorrow be? What is the weather like	English <u>Morning Circle</u> Discuss with a parent or carer: What is the day today? What was the day yesterday? What will tomorrow be? What is the weather like	English <u>Morning Circle</u> Discuss with a parent or carer: What is the day today? What was the day yesterday? What will tomorrow be? What is the weather like

<p>like today? How are you feeling today? Why?</p> <p>Fill in your Daily Diary for today.</p> <p><u>Extension:</u> In the My news page section, write about something you did on the weekend. Try and include who, when, where, why and what. As well as your time connective words, such as, First, Then, Next, After that and Finally. Don't forget to use your past tense words.</p> <p>Library 9:45am Join us on Zoom for a library lesson with SU, Mr Philpott and Ms Wadely</p> <p><u>Soundwaves/Spelling</u></p> <p>Go to Unit 26</p>	<p>like today? How are you feeling today? Why?</p> <p>Fill in your Daily Diary for today.</p> <p><u>Extension:</u> In the My news section, write about your favourite animal. You can write about where it lives, what it looks like and what does it eat.</p> <p><u>Soundwaves/Spelling</u></p> <p>Go to Unit 26</p> <p>https://online.fireflyeducation.com.au/services/student_login/soundwaves</p> <p>Password: Puff231</p> <p>Click on the <i>Sound Info Kit</i>. Play the pronunciation clip, listen to the chant and do the actions.</p>	<p>today? How are you feeling today? Why?</p> <p>Fill in your Daily Diary for today.</p> <p><u>Extension:</u> In the My news section, write</p> <p><i>If I could be any animal I would like to be a... because/ so...</i></p> <p><u>Soundwaves/Spelling</u></p> <p>Go to Unit 26</p> <p>https://online.fireflyeducation.com.au/services/student_login/soundwaves</p> <p>Password: Puff231</p> <p>Write 4 sentences using your spelling words. Underline your spelling words with a coloured pencil.</p>	<p>today? How are you feeling today? Why?</p> <p>Fill in your Daily Diary for today.</p> <p><u>Extension:</u> Ask a family member what animal they would like to be and why. Record their response.</p> <p><u>Soundwaves/Spelling</u></p> <p>Go to Unit 26</p> <p>https://online.fireflyeducation.com.au/services/student_login/soundwaves</p> <p>Password: Puff231</p> <p>Click on the <i>Sound Info Kit</i>. Play the pronunciation clip, listen to the chant and do the actions.</p> <p>Scroll down to <i>Interactive Games and Activities</i> and explore some games on SoundWaves</p>	<p>today? How are you feeling today? Why?</p> <p>Fill in your Daily Diary for today.</p> <p><u>Extension:</u> Write about what qualities makes a good friend.</p> <p><i>A good friend is someone who...</i></p> <p><u>Soundwaves/Spelling</u></p> <p>Play a game of spelling words <i>Snap</i>. Write your spelling words twice on the paper provided and cut them out. Share the cards evenly between both players. Turn a card over one at a time and place in the middle. Be the first to spot a match and quickly snap the cards.</p> <p>Crunch and Sip-15mins</p>
--	---	--	---	--

<p>https://online.fireflyeducation.com.au/services/student_login/soundwaves</p> <p>Password: Puff231</p> <p>The sound for this week is “v” “ve” “w” “wh” “u”. Click on the <i>Sound Info Kit</i>. Play the pronunciation clip, listen to the chant and do the actions.</p> <p>Write your spelling words 4 times. Twice in lower case letters, once in upper case letters and once in colourful or fancy letters. Post a picture of your work on Seesaw.</p> <p>Crunch and Sip- 15mins</p> <p><u>Reading Activity</u></p> <p>Click on the link below and choose a book to</p>	<p>Scroll down to <i>Interactive Games and Activities</i> and explore some games on SoundWaves</p> <p>Make your spelling words out of playdough, magnetic letters, pasta, counters or toothpicks. Post a picture of your work to Seesaw.</p> <p><u>Extension:</u> Write your spelling words in alphabetical order Complete the Sound Waves sheets</p> <p>Crunch and Sip- 15mins</p> <p><u>Reading Activity</u></p> <p>Click on the link below and read the book that you read yesterday. Then choose a new book and read it to a family member.</p> <p>https://in2era.com.au/</p>	<p><u>Extension:</u> Try to use more than 1 spelling word in each sentence.</p> <p>Post a picture of your work on Seesaw.</p> <p>Crunch and Sip- 15mins</p> <p><u>Reading Activity</u></p> <p>Click on the link below and read the book that you read yesterday. Then choose a new book and read it to a family member. After you have read the story tell them if you did or did not enjoy reading the book and why. For example, I did not like this book because I didn't like the characters in the story.</p> <p><u>Extension:</u> On a piece of paper, or in your book, write the title of the book. Then complete the sentence, I enjoyed reading this book because... or I did</p>	<p>Write your spelling words all over your page going in different directions, use coloured textas or pencils. If possible, draw pictures of some of the words. Don't forget to post a picture of your work on Seesaw.</p> <p>Crunch and Sip- 15mins</p> <p><u>Writing Activity</u></p> <p>Write a procedure about <i>How to Make a Pizza</i>. Remember each sentence should start with a verb (an action word) and your sentences must be in order.</p>  <p>Cut and paste the pictures in order. Then write your procedure. Use these sentence starters or use</p>	<p><u>Writing Activity</u></p> <p>Write a procedure about <i>How to Make a Banana Split</i>. Remember each sentence should start with a verb (an action word) and your sentences must be in order.</p>  <p>Use these sentence starters to write your procedure or use your own.</p> <ol style="list-style-type: none"> 1 Peel... 2 Slice... 3 Scoop... 4 Put... 5 Sprinkle...
---	---	---	--	---

	<p>read to a family member. Before reading, predict what you think the book might be about? What will happen? As you read your book, stop to think if your prediction was correct.</p> <p>https://in2era.com.au/</p> <p>Username: hurstville</p> <p>Password: hurstville</p> <ol style="list-style-type: none"> 1.Click on Readalong 2.Choose your child's reading level. 3.Choose a book to read with your child. 4.Use the arrows to turn the pages. 5. Read each page 	<p>Username: hurstville</p> <p>Password: hurstville</p> <ol style="list-style-type: none"> 1.Click on Readalong 2.Choose your child's reading level. 3. First read the book that you read yesterday. Then read a new book with your child. 4.Use the arrows to turn the pages 5. Read each page <p><u>Extension:</u> Chose a book that you have read and complete the My Book Review worksheet.</p>	<p>not like this book because...</p> <p>https://in2era.com.au/</p> <p>Username: hurstville</p> <p>Password: hurstville</p> <ol style="list-style-type: none"> 1.Click on Readalong 2.Choose your child's reading level. 3. First read the book that you read yesterday. Then read a new book with your child. 4.Use the arrows to turn the pages. 5.Read each page 	<p>your own.</p> <ol style="list-style-type: none"> 1 Roll... 2 Spread... 3 Put... 4 Put... 5 Cut... 6 Eat... 	<p>6 Eat...</p>
Break and Play	30 minutes	30 minutes	30 minutes	30 minutes	30 minutes
Middle	Physical Activity Cosmic Yoga	Physical Activity Just Dance	Mathematics <u>Length</u>	Physical Activity Just Dance	Physical Activity

	<p>Click on the link below and follow yoga moves</p> <p>https://www.youtube.com/watch?v=T_0P5grVoyg</p> <p>Mathematics</p> <p><u>Multiplication</u></p> <p>Complete the multiplication sheets</p>	<p>Click on the links below and follow these dance moves.</p> <p>https://www.youtube.com/watch?v=VT6PAR_k_a0</p> <p>https://www.youtube.com/watch?v=sccf4p0WA_s</p> <p>Mathematics</p> <p><u>Fractions</u></p> <p>Complete the fractions worksheets</p>	<p>Complete the length worksheets</p> <p>Wellness Wednesday</p> <p>Enjoy time with your family, play games or do an activity that you enjoy and makes you happy!</p> 	<p>Click on the links provided copy the fun dance moves!</p> <p>https://www.youtube.com/watch?v=IZUNgsVGFog</p> <p>https://www.youtube.com/watch?v=gVfgTw_WJY</p> <p>Mathematics</p> <p><u>Length</u></p> <p>Complete the length worksheets</p>	<p>Put on a song and do:</p> <p>5 squats 10 star jumps jog on the spot for 10 seconds 5 second plank</p> <p>Have a sip of water and repeat!</p> <p><u>12pm SU Zoom Assembly</u></p> <p>Mathematics</p> <p><u>Maths Game</u></p> <p>Play a game of 5 x Table Jungle Race. Ask someone to time you and see how quickly you can reach the bananas. Have fun!</p>
--	--	--	---	---	---

Break and play	One Hour	One Hour	One Hour	One Hour	One Hour
Afternoon	<p>Integrated Unit</p> <p>Complete the worksheets on our Olympic focus country of the week: Spain</p>	<p>Integrated Unit</p> <p>Complete the worksheets on our Olympic focus sport of the week: Soccer</p>		<p>Handwriting</p> <p>Write the sound waves chant for this week on the lined sheet provided.</p> <p><i>Vase in a van.</i></p> <p><i>Water on a web.</i></p> <p>Story</p> <p>Watch a recording of Mr Philpott read, The Day the Crayons Quit by Drew Daywalt</p> <p>https://drive.google.com/file/d/1QClko8l4GHLzQeQbBJyQk1AkNvNep3iU/view?usp=sharing</p>	<p>CAPA</p> <p>With the materials provided, make a superhero bookmark and a card for Father's Day or someone you love.</p> 

				<p>Don't Let The Pigeon Stay Up Late https://drive.google.com/file/ d/1QNojlm1BoZENar0_ne8 SvDSA_gwBd5qM/view?us p=sharing</p>	
--	--	--	--	---	--