

Framework for Learning from Home – Early Stage 1, Term 3 Week 8

幼稚园在家学习大纲 – 第三学期第八周


You will need help from a parent/carer. Show each completed activity to your parents so they can check it and/or help you post it on Seesaw. 以下的一些作业，您可能需要父母的帮助。把你完成的作业给父母检查一下并上传到 Seesaw。


	Monday 30.08.21 星期一	Tuesday 31.08.21 星期二	Wednesday 01.09.21 星期三	Thursday 02.09.21 星期四	Friday 03.09.21 星期五
Task 任务	Can you make your bed? 你可以整理自己的床铺吗?	Can you pack your toys away after you use them? 你玩玩具后能把它收拾好吗?	What act of kindness can you do for a family member today? 今天你能为家庭成员做一件好事吗?	Can you help set the table for dinner? 你能帮摆好餐具吗?	Can you help a family member today? 你今天能帮助一位家庭成员吗?
Session 1 上午	Guided Reading 阅读 (in2era) Choose a book from in2era from your level to read to a family member. 选择一本与你同等阅读级别的书，读给家人听。 Website: 网站	Guided Reading 阅读 (in2era) Re read yesterday's book and then choose a new book from in2era to read to a family member. 重新阅读你昨天在 in2era 上读过的书，然后再选择同一级别的另一本书。把	Guided Reading 阅读 (in2era) Choose a book from in2era from your level to read to a family member. 选择一本与你同等阅读级别的书，读给家人听。 Website: 网站	Soundwaves Today's sound is 'zz/s' for 'buzz' and 'was'. Listen to the chant on seesaw. 今天学习'zz/s' 发音。 Explore the sound 'zz/s' on Soundwaves kids. 点	Guided Reading 阅读 (in2era) Re read Wednesday's book and then choose a new book from in2era to read to a family member. 重新阅读你周三读过的书。然后再选择同一级别的新书。把你的新书读给家人

Monday 30.08.21 星期一	Tuesday 31.08.21 星期二	Wednesday 01.09.21 星期三	Thursday 02.09.21 星期四	Friday 03.09.21 星期五
<p>www.in2era.com.au</p> <p>Log in 登录: hurstville Password 密码: hurstville</p> <p>Choose a game to play. 玩玩游戏</p> <p>Soundwaves</p> <p>Today's sound is 'll' for 'bell'. Listen to the chant on Soundwaves. 今天学习'll' 发音。</p> <p>Explore the sound "ll" on Soundwaves kids. 点击以下网站做练习</p> <p>www.soundwaveskids.com.au</p> <p>Complete the student book activity either by telling your parents the answers or completing the worksheet. 告诉家长答案或完成学生用书活动部分。</p> <p>English</p>	<p>你的新书读给家人听。</p> <p>Website: 网站 www.in2era.com.au</p> <p>Log in 登录: hurstville Password 密码: hurstville</p> <p>Choose a game to play. 玩玩游戏</p> <p>Soundwaves</p> <p>Today's sound is 'll'. Listen to the chant on Sound Waves. 今天学习'll' 发音。</p> <p>Explore the sound "ll" on Soundwaves kids. 点击以下网站做练习</p> <p>www.soundwaveskids.com.au</p> <p>Complete the matchup: word beginnings and endings worksheet (attached). 完成“匹配”单词开头和结尾活动。(见附件).</p> <p>English</p>	<p>www.in2era.com.au</p> <p>Log in 登录: hurstville Password 密码: hurstville</p> <p>Choose a game to play. 玩玩游戏</p> <p>Soundwaves</p> <p>Today's sound is 'zz/s' for 'buzz' and 'was'. Listen to the chant on seesaw. 今天学习'zz/s' 发音。</p> <p>Explore the sound "zz/s" on Soundwaves kids. 点击以下网站做练习</p> <p>www.soundwaveskids.com.au</p> <p>Complete the student book activity either by telling your parents the answers or completing the worksheet. 告诉家长答案或完成学生用书活动部分。</p>	<p>击以下网站做练习</p> <p>www.soundwaveskids.com.au</p> <p>Complete the matchup: word beginnings and endings worksheet (attached). 完成“匹配”单词开头和结尾活动。(见附件)</p> <p>English</p> <p>Fill in the missing letters to make up the focus fox words. You may look at the words if you need help! will, bell, buzz, was, has, horse</p> <p>w i _ _ b e _ _ b _ z _ _ a _ h _ s h _ _ s e</p> <p>Practise reading these words to a family</p>	<p>听。</p> <p>Website: 网站 www.in2era.com.au</p> <p>Log in 登录: hurstville Password 密码: hurstville</p> <p>Choose a game to play. 玩玩游戏</p> <p>Soundwaves</p> <p>Today's lesson will be a revision lesson. Explore all the sounds we have learnt, their chant and action. 今天复习学过的 字母发音。</p> <p>Click on this link and press 'all sounds' 点击以下网站做练习</p> <p>https://online.fireflyeducation.com.au/program/soundwaves/graphemes/unit/1/soundkit</p> <p>English</p> <p>Focus fox words: will, bell, buzz, was, has, horse</p> <p>Write three different sentences using a different</p>

Monday 30.08.21 星期一	Tuesday 31.08.21 星期二	Wednesday 01.09.21 星期三	Thursday 02.09.21 星期四	Friday 03.09.21 星期五
<p>This week's focus fox words are: will, bell, buzz, was, has, horse</p> <p>Can you bubble write and colour your focus fox words?</p> <p>Watch the Seesaw video on 'Chance' Mrs. Smith's mum's horse.</p> <p>Colour the picture of Chance and match the labels to its body parts.</p> <p>Tell your parent/carer what Chance looks like.</p> <p>Write a sentence or more about what Chance looks like.</p> <p>Remember to use as many adjectives as you can. Adjectives are describing words like black, big, soft and fluffy.</p> <p>E.g Chance is a pet horse.</p> <p>He has _____.</p> <p>Chance has _____.</p> <p>本周的焦点词是: will,</p>	<p>Your focus fox words are: will, bell, buzz, was, has, horse</p> <p>Can you count the letters in each focus fox word and then write them from smallest to biggest?</p> <p>Watch the Seesaw video on 'Chance' Mrs. Smith's mum's horse.</p> <p>Write a sentence or two explaining what Chance like to eat and drink.</p> <p>E.g Chance likes to eat _____ and _____.</p> <p>He drinks _____.</p> <p>Draw a picture to match your sentence.</p> <p>本周的焦点词是: will, bell, buzz, was, has, horse</p> <p>你能数一数每个单词中的字母有多少, 然后从少到</p>	<p>English</p> <p>Your focus fox words are: will, bell, buzz, was, has, horse</p> <p>Can you find sticks, leaves, pasta, playdough, pegs etc to make your focus fox words?</p> <p>Look at the pictures on Seesaw showing us 'Where Chance lives.'</p> <p>Write a sentence or two explaining where Chance lives.</p> <p>E.g Chance lives _____.</p> <p>He has _____.</p> <p>Chance likes _____.</p> <p>Draw a picture to match your sentence.</p> <p>本周的焦点词是: will, bell, buzz, was, has, horse</p>	<p>member.</p> <p>填上所缺的字母, 以组成单词。如果你需要帮助, 你可以看看这些词: will, bell, buzz, was, has, horse</p> <p>w i _ _</p> <p>b e _ _</p> <p>b _ z _</p> <p>_ a _</p> <p>h _ s</p> <p>h _ _ s e</p> <p>练习朗读这些单词</p> <p>Library zoom lesson with Mr Philpott</p> <p>Write a sentence or more about some interesting facts on Chance.</p> <p>E.g Chance _____.</p> <p>He _____.</p>	<p>focus fox word in each sentence. Circle the focus fox word you have used. Read your sentences to a family member.</p> <p>本周的焦点词是: will, bell, buzz, was, has, horse</p> <p>用不同的焦点词写出三个不同的句子。圈出你用过的单词。把你的句子读给家人听。</p> <p>Science</p> <p>Food/Farm to table 食物/农场到餐桌</p> <p>You have learnt that humans need food and water to survive. Food is grown on farms by farmers, but the food needs to get to the shops for us to buy. But how does it get there? 你已经知道人类需要食物和水。农民在农场种植粮食, 但粮食需要送到商店, 我们才能购买。但是粮食是怎样送</p>

Monday 30.08.21 星期一	Tuesday 31.08.21 星期二	Wednesday 01.09.21 星期三	Thursday 02.09.21 星期四	Friday 03.09.21 星期五
<p>bell, buzz, was, has, horse</p> <p>用空心字写写这周的焦点词</p> <p>看一看 'Chance' Mrs. Smith's mum's horse 视频。</p> <p>给 Chance 涂上颜色, 并标出身体部位。</p> <p>告诉你的父母/看护人 Chance 长什么样。</p> <p>写一句描写 Chance 长相的句子。记住多用形容词。形容词有: 黑色、小、大、软和蓬松等词。</p> <p>如: Chance 是一匹马。</p> <p>Chance 有 _____。</p> <p>它有 _____。</p>	<p>多写出它们吗?</p> <p>看一看 'Chance' Mrs. Smith's mum's horse 视频。</p> <p>写一两句话描写一下 Chance 喜欢吃什么, 喝什么?</p> <p>如: Chance 喜欢吃_____和_____。</p> <p>它喝_____。</p> <p>把你的句子画出来。</p>	<p>用家里的不同材料做出焦点词, 如, 木条, 橡皮泥, 树叶, 意大利通心粉, 夹子等。</p> <p>Seesaw 上看看图片 "Where Chance lives."</p> <p>写一两句话描写一下 Chance 住在哪里。</p> <p>如: Chance 住在_____。</p> <p>它有_____。</p> <p>它喜欢_____。</p> <p>把你的句子画出来。</p>	<p>Draw a picture to match your sentence.</p> <p>Mr Philpott 图书馆 zoom课</p> <p>写一两句话说说 Chance 的趣事。</p> <p>如: Chance_____。</p> <p>它_____。</p> <p>把你的句子画出来。</p>	<p>到商店的呢?</p> <p>Watch the video clip below to see how apples get from the farm to the shop for us to buy. 观看下面的视频剪辑, 了解苹果是如何从农场运到商店供我们购买的。</p> <p>https://m.youtube.com/watch?v=Ff1ecYv24-E</p> <p>Farmers grow different fruits and vegetables. Some of these fruits and vegetables grow under the ground, above the ground and on trees or vines. All these fruits and vegetables are transported to the shops just like the apples you just watched. 农民种植不同的水果和蔬菜。有些水果和蔬菜生长在地下、有些生长在地上、还有些生长在树木或藤蔓上。所有这些水果和蔬菜都会被运到商店。</p> <p>Can you colour all the different fruits and vegetables the correct</p>

	Monday 30.08.21 星期一	Tuesday 31.08.21 星期二	Wednesday 01.09.21 星期三	Thursday 02.09.21 星期四	Friday 03.09.21 星期五
					<p>colour? Can you tell a parent or carer where these fruits and vegetables grow? 你能把所有不同的水果和蔬菜都涂上正确的颜色吗? 你能告诉父母或看护人这些水果和蔬菜生长在哪里吗?</p> <p>For example, apples grow on a tree and carrots grow under the ground. 例如, 苹果生长在树上, 胡萝卜生长在地下。</p> <p>Please complete the worksheet. 完成作业</p>
Break 休息	Break (30 mins) Eat & Play 休息	Break (30 mins) Eat & Play 休息	Break (30 mins) Eat & Play 休息	Break (30 mins) Eat & Play 休息	Break (30 mins) Eat & Play 休息
Session 2 中午	<p>Mathematics – 数学</p> <p>Fractions 分数</p> <p>Watch ‘Seeing Symmetry’ by L. Leedy https://www.youtube.com/watch?v=F_ljZ</p> <p>In last week’s maths lesson, we learnt about the fraction, half. Some shapes, objects</p>	<p>Mathematics -数学</p> <p>Fractions 分数</p> <p>Watch Ernie’s Half Eaten Sandwich</p>	<p>Mathematics -数学</p> <p>Number Talk</p> <p>Today we are going to revise the number 8 by completing a number talk.</p> <p>Write the number 8 in the middle of your piece of paper.</p> <p>How many ways can you</p>	<p>Mathematics 数学</p> <p>3D Objects 三维物体</p>  <p>objects in your home? Can you find:</p>	<p>Mathematics 数学</p> <p>3D Objects 三维物体</p> <p>Watch 3D Shapes for Children 看视频 https://www.youtube.com/watch?v=Zpq1GgDNYgk</p>

Monday 30.08.21 星期一	Tuesday 31.08.21 星期二	Wednesday 01.09.21 星期三	Thursday 02.09.21 星期四	Friday 03.09.21 星期五
<p>and pictures are the same on both sides. That means they are symmetrical.</p> <p>Can you draw the other half of the cupcake? Then decorate it so it is the same on both sides.</p> <p>Challenge: Can you complete the other half of the ladybird? Make sure the spots are the same on both sides, so it is symmetrical. Then colour it in neatly.</p> <p>Practice counting by 5s.</p> <p>Watch The Counting by 5s Song: Counting Songs: Scratch Garden</p> <p>https://www.youtube.com/watch?v=EemjeA2Djjw</p> <p>观看视频</p> <p>https://www.youtube.com/watch?v=F_ljZ</p> <p>在上周的数学课上，我们学到了分数，一半。一些形状、物体两边都一样。</p>	<p>https://www.youtube.com/watch?v=bo_svGP-iO4</p>  <p>Complete the worksheet – Equal and Unequal.</p> <p>Colour the shapes that show two equal parts and display them under the word equal. Draw coloured dots on the unequal shapes. Then cut and paste these shapes under the word unequal.</p> <p>Practice counting by 5s.</p> <p>Watch The Counting by 5s Song: Counting Songs: Scratch Garden</p> <p>https://www.youtube.com/watch?v=EemjeA2Djjw</p>	<p>make the number 8? Draw 8 jellybeans. Write the word eight.</p> <p>Write the number that comes before and after 8.</p> <p>Show 8 using tally marks.</p> <p>I had 4 jellybeans and 4 marshmallows. How many lollies altogether?</p> <p>Can you think of some more ways to make the number 8?</p> <p>How many legs does a spider have?</p> <p>Can you find the number 8 somewhere in your house?</p> <p>Be as creative as you like!</p> <p>今天我们复习数字 8 在纸的中间写上数字 8。</p> <p>你有多少种方法可以构成数字 8。</p>	<p>Some cube shaped objects? Some sphere shaped objects? Some rectangular prism shaped objects? Some cylinder-shaped objects? Some cone shaped objects?</p> <p>Draw and label what you have found</p> <p>你家里有什么东西? 你能找到: 一些立方体形状的物体? 一些球形物体? 一些矩形棱镜形状的物体? 一些圆柱形物体? 一些锥形物体?</p> <p>画出物体并标注名称。</p> <p>Watch 3D Shapes Song 看视频</p> <p>https://www.youtube.com/watch?v=2cg-Uc556-Q</p>	<p>3D Shape Hunt Outside</p> <p>Look out your window, stand on your balcony or go outside. What 3D shapes can you find in the environment?</p> <p>Draw or write about some of the things you see.</p> <p>Complete worksheet Match 3D Objects</p> <p>找找三维形状</p> <p>看看窗外，站在阳台上，或者到外面去。您可以找到哪些 3D 形状? 画出你看到的物体。</p> <p>完成作业：找出相同的 3D 形状。</p> <p>Watch 3D Shapes I Know 看视频</p> <p>https://www.youtube.com/watch?v=2cg-Uc556-Q</p>

Monday 30.08.21 星期一	Tuesday 31.08.21 星期二	Wednesday 01.09.21 星期三	Thursday 02.09.21 星期四	Friday 03.09.21 星期五
<p>这意味着它们是对称的。</p> <p>你能画出纸杯蛋糕的另一半吗？然后装饰它，使两面都一样。</p> <p>挑战：你能完成瓢虫的另一半吗？确保两侧的斑点相同，是对称的。然后涂上颜色。</p> <p>练习按 5 个数 5 个数数数。</p> <p>观看 5 个数 5 个数数数歌曲： https://www.youtube.com/watch?v=EemjeA2Djiw</p> <p>Optional:选择</p> <p>Play some games on iMaths Kids 玩玩游戏 www.imathskids.com.au</p> <p>Student login 学生登录: some685</p>	<p>Djiw</p> <p>看视频： https://www.youtube.com/watch?v=bo_svGP-iO4</p> <p>完成作业 - 对称和不对称。</p> <p>为两部分相等部的形状上色，并把它们贴在对称 equal 栏。在不相等的形状上画彩色点。然后将这些形状剪下并粘贴到单词“不对称”下。（如图例）</p> <p>练习按 5 个数 5 个数数数。</p> <p>观看 5 个数 5 个数数数歌曲： https://www.youtube.com/watch?v=EemjeA2Djiw</p> <p>Optional: 选择</p>	<p>画 8 个糖果。</p> <p>写出单词 eight。</p> <p>写出 8 之前和之后的数字。</p> <p>用计数符号显示 8。</p> <p>我吃了 4 颗糖果和 4 颗棉花糖。一共有多少颗糖？</p> <p>一只蜘蛛有几条腿？</p> <p>你能想出更多的方法来做 8 吗？你能在家里发现 8 吗？要有创意！</p> <p>12-3pm Wellbeing Wednesday 周三健康课</p> <p>Here are some activities you can do for Wellbeing Wednesday. Remember, if you have a brother or sister at Hurstville Public School, these activities will be the same and you can do them together.</p> <p>这里有一些活动，你可以学做。记住，如果你在 Hurstville 公立学校有兄弟姐妹，这些活动都是一样的，你们可以一起</p>	<p>om/watch?v=guNdJ5MtX1A</p> <p>Play some games on iMaths Kids 玩玩游戏 www.imathskids.com.au</p> <p>Student login 学生登录: some685</p> <p>Physical Education 体育 Let's Get Active</p> <p>Throwing Skills</p> <p>体育活动时间到啦</p> <p>跟着以下视频一起运动 https://vimeo.com/419847269</p>	<p>Optional 选择:</p> <p>Play some games on iMaths Kids 玩玩游戏 www.imathskids.com.au</p> <p>Student login 学生登录: some685</p> <p>Physical Education 体育 Let's Get Active</p> <p>Cosmic Yoga</p> <p>体育活动时间到啦</p> <p>跟着以下视频一起做瑜伽 https://www.youtube.com/watch?v=KAT5NiWHFIU&ab_channel=CosmicKidsYoga</p>

Monday 30.08.21 星期一		Tuesday 31.08.21 星期二	Wednesday 01.09.21 星期三	Thursday 02.09.21 星期四	Friday 03.09.21 星期五
		Play some games on iMaths Kids 玩玩游戏 www.imathskids.com.au Student login 学生登录: some685	做。 Do 15 minutes of stretching or yoga – e.g., Cosmic Yoga or YouTube Yoga for Kids 做 15 分钟伸展运动或瑜伽，看视频一起做 https://www.youtube.com/user/cosmickidsyoga https://www.youtube.com/watch?v=X655B4ISakg		
Break 休息	Break (1 hour) Eat & Play 休息	Break (1 hour) Eat & Play 休息	Break 休息	Break (1 hour) Eat & Play 休息	Break (1 hour) Eat & Play 休息
Session 3 下午	Community Language 语言课 (中文)	Singing and Dancing on zoom Zoom 课 -唱歌跳舞 The Kindy teachers will invite you on zoom for a fun filled afternoon of singing and dancing. If you are unable to join on zoom you can sing along to some of your own songs or go to ABC iview and watch one episode of Playschool.	 Wellbeing Wednesday 周三健康课 Do a jigsaw puzzle, sudoku or crossword. Watch something that makes you laugh, then share this with a friend or family member.	Creative Art 美术 Have fun drawing this cute cartoon horse! Your teacher can't wait to see it. 画匹可爱的卡通马。你的老师等不及要看了! https://m.youtube.com/watch?v=laVebaRmKdA	Father's Day Card 做父亲节卡 Can you make a Father's Day card for your Daddy, Grandfather or Uncle? 1. Choose a card and a bookmark from the attached templates. 2. Print out your chosen card and bookmark. 3. Colour them in very

Monday 30.08.21 星期一	Tuesday 31.08.21 星期二	Wednesday 01.09.21 星期三	Thursday 02.09.21 星期四	Friday 03.09.21 星期五
		<p>老师们邀请你在 zoom 上度过一个充满欢乐的下午，一起唱歌跳舞。</p> <p>如果你不能加入 zoom，你可以跟着自己的歌一起唱，或者去 ABC iview 看一集 Playschool。</p> <p>https://iview.abc.net.au/video/CH1812H016S00</p>	<p>做拼图、数独或填字游戏。</p> <p>观看一些让你发笑的节目，然后与朋友或家人分享。</p> <div data-bbox="1386 264 1711 504" data-label="Image"> </div> <p>Or alternatively, you can make a horse using items you have around your house such as paper towel rolls, tissue boxes, paper plates, textas, cotton balls etc. Be as creative as you like!</p> <p>或者，你也可以用家里的纸巾、纸巾盒、纸盘子、纸、棉球等物品做一匹马。尽情发挥你的想象力吧！</p>	<p>neatly. Remember to stay inside the lines and change your colours. Please take your time!</p> <p>4. Get a lead pencil and carefully write inside the card.</p> <p>For example:</p> <p>To Daddy</p> <p>Happy Father's Day</p> <p>Love</p> <p>_____</p> <p>5. Remember to give your card to your Daddy, Grandfather or Uncle on Sunday, 5th September! 你能为你的爸爸、爷爷或叔叔做一张父亲节卡片吗？</p> <ol style="list-style-type: none"> 1.从附件中选择卡片和书签。 2.打印出卡片和书签。 3.把它们涂得很整齐。记住不要涂出格，换颜色。请慢慢来！ 4.拿一支铅笔，在卡片上写

Monday 30.08.21 星期一	Tuesday 31.08.21 星期二	Wednesday 01.09.21 星期三	Thursday 02.09.21 星期四	Friday 03.09.21 星期五
				<p>上： 例如： 给爸爸 父亲节快乐 爱</p> <hr/> <p>5.记得在9月5日星期日把卡片送给你的爸爸、爷爷或叔叔！</p>

BLM GM89

Match Up: Word Beginnings and Endings

F GM89 be__	F GM89 ll	F GM89 lo__	F GM89 t
F GM89 wi__	F GM89 ll	F GM89 __og	F GM89 l
F GM89 __ock	F GM89 l	F GM89 we__	F GM89 ll
F GM89 __ong	F GM89 l	F GM89 __ell	F GM89 f
F GM89 la__	F GM89 d	F GM89 __ill	F GM89 h
F GM89	F GM89	F GM89	F GM89

BLM GM92

Match Up: Word Beginnings and Endings

F GM92 dog__	F GM92 s	F GM92 __uzz	F GM92 b
F GM92 za__	F GM92 p	F GM92 __uzz	F GM92 f
F GM92 ze__	F GM92 d	F GM92 zi__	F GM92 ng
F GM92 zi__	F GM92 p	F GM92 __izz	F GM92 f
F GM92 za__	F GM92 g	F GM92 __azz	F GM92 j
F GM92	F GM92	F GM92	F GM92

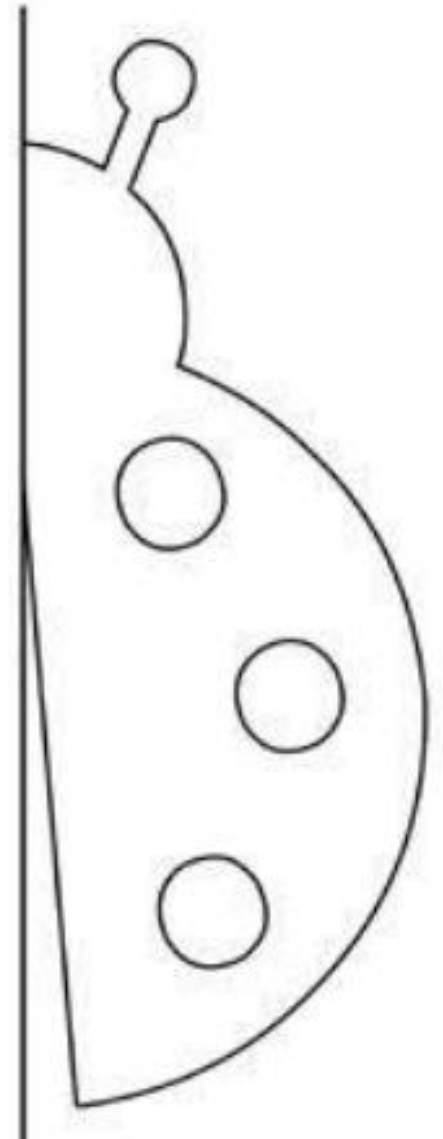
**SYMMETRY
DRAWING**

Name: _____
Finish the drawing around the line of symmetry.



**SYMMETRY
DRAWING**












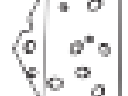










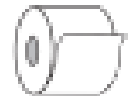







Name: _____
Finish the drawing around the line of symmetry.




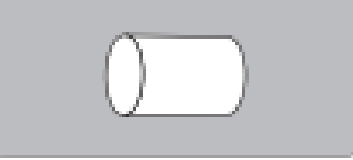


MG11 Match 3D objects

Match the pictures in each row to match the 3D object.

Match something in the classroom that is the same as the 3D objects below.

	
---	--



1 Colour the letters for **ll** in each List Word.

bell | fill | will | doll | dull

2 Draw a line from the word to the picture.

legs • 

hill • 

lip • 

bell • 

doll • 

lock • 

lid • 

log • 

gull • 

3 Finish the sentences with words from the lollipop that rhyme with the underlined words.

Meg has cut her _____

The dog is on the _____

Jack and Jill went up the _____

leg
bell hill
log

Z ZZ S







1 Colour the letter or letters for **z** in each List Word.

jazz | buzz | has
fizz | is | was

2 Say the sound for the sound box. Circle the pictures that end with this sound.

3 Say the name of each picture. Listen for the sound at the end of the word. Circle the letters we can write for this sound.

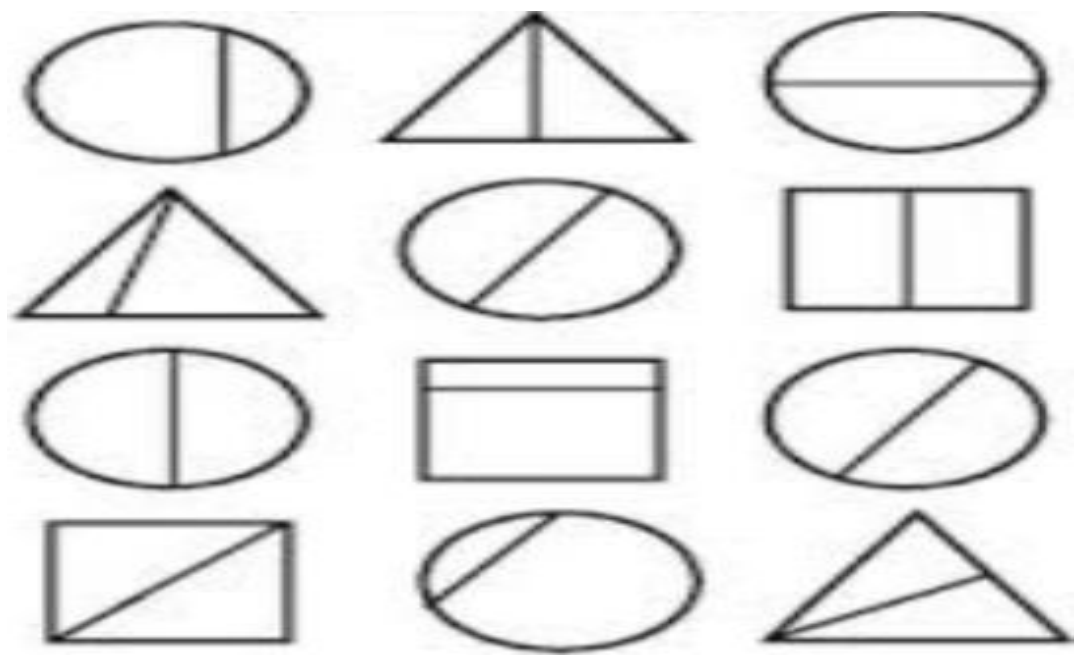
	ll zz ck		ng ll s		ng ck ll		zz ck ng
	ll zz		zz ng		ng ck		ck ll

Name _____

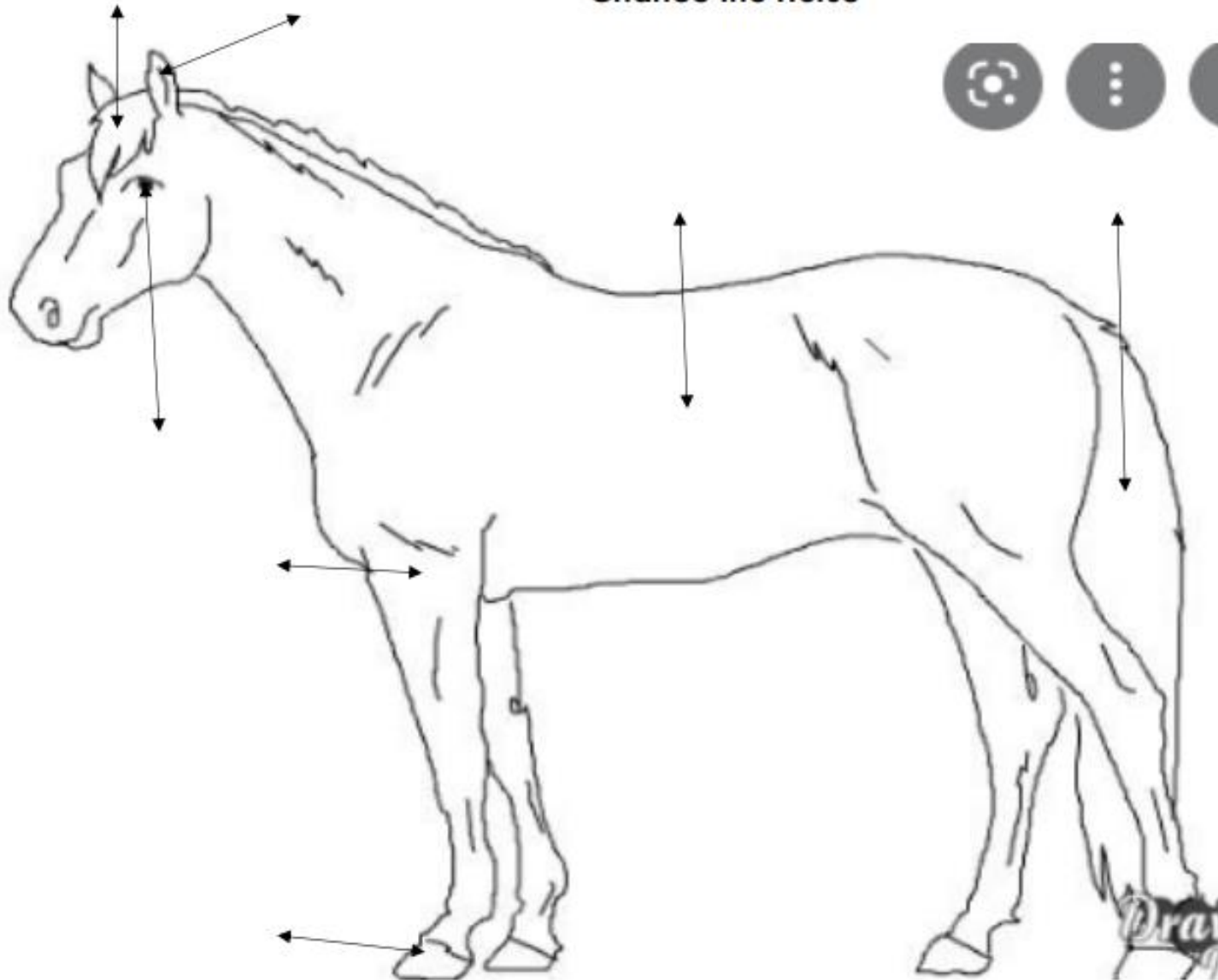
Equal Parts



EQUAL	<u>NOT</u> EQUAL



Chance the Horse



pointy ears

two eyes

black mane

short black coat

strong legs


long black tail

four hooves


Father's Day bookmark colouring



Father's Day bookmark colouring




You're the
best!



Happy Father's Day





Happy
Father's Day



Where Does It Grow?



On a tree



Above ground



Below ground