









# Framework for Learning from Home – Year 3

## Languages - Term 3 Week 7-8

Please find **your language class** below and choose ONE task to complete each week. You will need help from a parent/carer. Show each completed task to your parents so they can check it.

Tasks																																																																																																	
<p><b>Chinese Community Language</b></p>      	<p>1. This week, we continue our learning on tropical rainforests. Read aloud and copy the following vocabulary <b>3 times</b> each.</p> <p>bēnzhōu wǒ men jì xù xué xī xīn de kè tí      rè dài yǔ lín      lǎng dú bìngchāo xiě xià miàn de cí yǔ      měi gè chāo xiě sān biàn</p> <p>本周我们继续学习新的课题——热带雨林。朗读并抄写下面的词语，每个抄写三遍。</p> <table border="1" style="width: 100%; text-align: center;"> <tr> <td>du ō</td> <td>zh ō ng</td> <td>du ō</td> <td>y à ng</td> <td></td> <td></td> <td></td> <td></td> <td></td> <td></td> <td></td> <td></td> <td></td> <td></td> <td></td> <td></td> </tr> <tr> <td>多</td> <td>种</td> <td>多</td> <td>样</td> <td></td> <td></td> <td></td> <td></td> <td></td> <td></td> <td></td> <td></td> <td></td> <td></td> <td></td> <td></td> </tr> <tr> <td>g ā o</td> <td>d à</td> <td>d e</td> <td>sh ù</td> <td>m ù</td> <td></td> <td></td> <td></td> <td></td> <td></td> <td></td> <td></td> <td></td> <td></td> <td></td> <td></td> </tr> <tr> <td>高</td> <td>大</td> <td>的</td> <td>树</td> <td>木</td> <td></td> <td></td> <td></td> <td></td> <td></td> <td></td> <td></td> <td></td> <td></td> <td></td> <td></td> </tr> <tr> <td>g ǔ</td> <td>l ǎ o</td> <td>d e</td> <td>zh í</td> <td>w ù</td> <td></td> <td></td> <td></td> <td></td> <td></td> <td></td> <td></td> <td></td> <td></td> <td></td> <td></td> </tr> <tr> <td>古</td> <td>老</td> <td>的</td> <td>植</td> <td>物</td> <td></td> <td></td> <td></td> <td></td> <td></td> <td></td> <td></td> <td></td> <td></td> <td></td> <td></td> </tr> </table> <p>2. Quizlet – interactive learning. Read aloud the flashcards on Quizlet. <sup>wánchéng</sup>完成 <sup>dān cí liàn xí</sup>Quizlet单词练习。</p> <p><a href="https://quizlet.com/a1cure?x=1jq&amp;i=2yu6y3">https://quizlet.com/a1cure?x=1jq&amp;i=2yu6y3</a></p>	du ō	zh ō ng	du ō	y à ng													多	种	多	样													g ā o	d à	d e	sh ù	m ù												高	大	的	树	木												g ǔ	l ǎ o	d e	zh í	w ù												古	老	的	植	物											
du ō	zh ō ng	du ō	y à ng																																																																																														
多	种	多	样																																																																																														
g ā o	d à	d e	sh ù	m ù																																																																																													
高	大	的	树	木																																																																																													
g ǔ	l ǎ o	d e	zh í	w ù																																																																																													
古	老	的	植	物																																																																																													

Tasks	
	<p>3. Pre-recorded Zoom online class. <small>guān kàn</small> 观看Zoom <small>lù bō wǎng kè</small> 录播网课。</p> <p><a href="https://nsweducation.zoom.us/rec/share/0CKkykLdgvam9yKnI49LbfbYUw-xEQaC0vtbYj1mahC4PasBQPhDAIdnIKnC466g.OX00Fmn7wT52_1SB?startTime=1629160913000">https://nsweducation.zoom.us/rec/share/0CKkykLdgvam9yKnI49LbfbYUw-xEQaC0vtbYj1mahC4PasBQPhDAIdnIKnC466g.OX00Fmn7wT52_1SB?startTime=1629160913000</a></p>
<p><b>Chinese LOTE</b></p> 	<p>This week we are continuing our topic of Continents around the World.</p> <p>1. Practise reading of sentence structures then record yourself on Seesaw:</p> <p>Sentence 1: The world has 7 continents. 世界上有七大洲。 Shìjiè shàng yǒu qī dàzhōu.</p> <p>Sentence 2: These are North America, South America, Europe, Africa, Australasia, Asia and Antarctica 它们是北美、南美、欧洲、非洲、澳大拉西亚、亚洲和南极洲。 Tāmen shì běiměi, nánměi, ōuzhōu, fēizhōu, ào dà lā xī yà, yàzhōu hé nánjízhōu.</p> <p>2. Practise writing:</p>

Tasks													
	<table border="1" style="width: 100%; border-collapse: collapse;"> <tr> <td style="width: 10%; text-align: center; vertical-align: middle;">澳 shuǐ</td> <td>ào bay, cove, dock, inlet 澳澳澳澳澳澳澳澳澳澳澳澳澳澳澳澳</td> </tr> <tr> <td style="text-align: center; vertical-align: middle;">澳</td> <td></td> </tr> <tr> <td style="text-align: center; vertical-align: middle;">洲 shuǐ</td> <td>zhōu continent, island 洲洲洲洲洲洲洲洲洲</td> </tr> <tr> <td style="text-align: center; vertical-align: middle;">洲</td> <td></td> </tr> <tr> <td style="text-align: center; vertical-align: middle;">和 kǒu</td> <td>hé harmony, peace, calm, peaceful 和和和和和和和和</td> </tr> <tr> <td style="text-align: center; vertical-align: middle;">和</td> <td></td> </tr> </table> <p>3. Pre-recorded Zoom online class:  <a href="https://nsweducation.zoom.us/rec/share/hTdVAlqShpPLiY6bv5-jTu_x4rtyQXwF_tZqW2YdUIIHF9ILK3920eEVGkHvCdk.i6ryhCMX9BppCxqX?startTime=1629254793000">https://nsweducation.zoom.us/rec/share/hTdVAlqShpPLiY6bv5-jTu_x4rtyQXwF_tZqW2YdUIIHF9ILK3920eEVGkHvCdk.i6ryhCMX9BppCxqX?startTime=1629254793000</a></p>	澳 shuǐ	ào bay, cove, dock, inlet 澳澳澳澳澳澳澳澳澳澳澳澳澳澳澳澳	澳		洲 shuǐ	zhōu continent, island 洲洲洲洲洲洲洲洲洲	洲		和 kǒu	hé harmony, peace, calm, peaceful 和和和和和和和和	和	
澳 shuǐ	ào bay, cove, dock, inlet 澳澳澳澳澳澳澳澳澳澳澳澳澳澳澳澳												
澳													
洲 shuǐ	zhōu continent, island 洲洲洲洲洲洲洲洲洲												
洲													
和 kǒu	hé harmony, peace, calm, peaceful 和和和和和和和和												
和													
<p><b>Arabic Community Language</b></p> 	<p><b>Weeks 7-8 Lesson Recording</b>  <a href="https://nsweducation.zoom.us/rec/share/x63FI85S0_JKYJ8Myvilv1h51K_SDoOunyZjZ2andjyFs5MVjDOihtaaYGe-gXkc.UaXt3Mv3tsZCDyAe">https://nsweducation.zoom.us/rec/share/x63FI85S0_JKYJ8Myvilv1h51K_SDoOunyZjZ2andjyFs5MVjDOihtaaYGe-gXkc.UaXt3Mv3tsZCDyAe</a></p> <p>1. <b>Worksheet Instructions:</b> Copy the Arabic words below three to four times (you can do it as much as you can) and copy the English word twice. On the third or fourth time try to cover the words and write it in Arabic. Aim: Learn to write the Arabic words or few words without looking.</p>												

### Tasks

Instructions: Copy the Arabic words below three to four times (you can do it as much as you can) and copy the English word twice. On the third or fourth time try to cover the words and write it in Arabic.  
 Aim: Learn to write the Arabic words or few words without looking.

Trees	أشجار
_____	_____
_____	_____
Shorter	أقصر
_____	_____
_____	_____
Plants	نباتات
_____	_____
_____	_____

Animals	حيوانات
_____	_____
_____	_____
Hot	حار
_____	_____

2. **Activity Instructions:** Watch the video, then copy 5-6 Animals in Arabic and English. Draw your favourite animal and label it in Arabic and English. Upload your work in Seesaw.

<https://www.youtube.com/watch?v=YTyo-rL4Yk0>

### Spanish LOTE



#### Stage 2 Week 7-8 Spanish LOTE

Please access the video link below to watch recorded language lesson.

<https://nsweducation.zoom.us/rec/share/Y9OkHvZmBqWjxYYCTyUbG-EXCzUfRo5BsTbmc3APlesVlqpxG7DaQSlclpOzavY.SXy-UJ2QbTpskJCa?startTime=1629337190000>

1) Practice some fun games

[https://123teachme.com/spanish\\_flash\\_cards/category/children\\_introductions?src=sentences](https://123teachme.com/spanish_flash_cards/category/children_introductions?src=sentences)

[https://123teachme.com/question\\_answers\\_quiz/category/children\\_hello\\_2?src=photo](https://123teachme.com/question_answers_quiz/category/children_hello_2?src=photo)

### Tasks

2) Listen to the Zoom recording and follow the instructions.

Week 7-8

4. Holiday/Festival

A description of a holiday or festival celebrated in your country. Include an image on your poster.

5. Government:

Include the type of government and the current leader. Include a photo of the current leader.

6. Flag:

Include an image of the flag and describe of the symbolism of the country's flag (colors, crests etc)

3) Create an audio recording with our classroom routine:

- Buenos Dias/Buenas tardes
- Hoy es.....dia
- El tiempo es .....
- La fecha es .....