

Framework for Learning from Home Year 3: Week 7

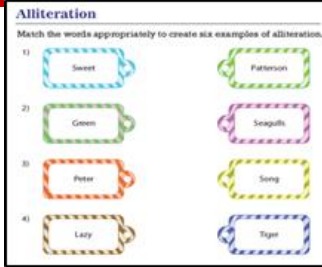

三年级在家学习大纲第七周，以下作业您有可能须要父母的协助才能完成。请展示父母你完成的作业。




For some of the below activities you may need your parents help. Show each completed activity to your parents to check.

	Monday 星期一 23 rd August 八月 23 日	Tuesday 星期二 24 th August 八月 24 日	Wednesday 星期三 25 th August 八月 25 日	Thursday 星期四 26 th August 八月 26 日	Friday 星期五 27 th August 八月 27 日
Morning 早上	English 英语 Writing: 写作 Rhetorical Questions View this cartoon link: 修辞问题 观看此卡通 链网址如下: https://youtu.be/sdgdVVuHaxl Read the practice rhetorical questions.	English 英语 Reading: 阅读 Follow along and read the book, Harry Highpants by Tony Wilson 跟着读 托尼·威尔逊的哈利·海裤 这本书 https://www.youtube.com/	English 英语 Reading: 阅读 Read 'Bamboozled': Read it out aloud and then read it quietly to yourself. Answer the following questions: 读"竹子": 大声朗读, 然后悄悄地读给自己听。回答以下问题:	English 英语 Reading: 阅读 Re watch the video of Harry Highpants -再看一次下面的视频 https://www.youtube.com/watch?v=pvQ37Wvp7AY Then look at the illustrations on the following page from the	English 英 Reading: 阅读 Free Fiction Friday! Your teachers would like to hear your read. 免费小说星期五! 你的老师想听听你的读物。 Choose your favourite FICTION book or a fiction

	Monday 星期一 23 rd August 八月 23 日	Tuesday 星期二 24 th August 八月 24 日	Wednesday 星期三 25 th August 八月 25 日	Thursday 星期四 26 th August 八月 26 日	Friday 星期五 27 th August 八月 27 日
	<p>阅读练习修辞问题 Match topics with their rhetorical question. Write your own rhetorical question about Mathematics. Upload work to Seesaw please. (attached pages) 将主题与修辞问题相匹配。写你自己的关于数学的修辞问题。请将作品上传到 Seesaw 上。(附页)</p> <p>拼字练习 Sound focus t, tt 学习重点:t,tt 字母 Write a sentence for each of your spelling words using as much alliteration as possible. This means that the letters or sounds at the beginning of words</p>	<p>watch?v=pvQ37Wvp7AY This story is one of discrimination and the right to express one's individuality. A small town is divided over the question of whether or not the wearing of low-slung pants is to be tolerated. The author has chosen a light-hearted and almost ludicrous example of individuality - where one's pants hang - to lighten the tone of the story. Answer these questions in full sentences: What does Roy Bland believe? Explain. What does Harry Highpants believe? Explain. What is the main message in the story? Explain. What do you believe? Explain by giving reasons for your ideas. 這個故事是歧視和表達個性的權利之一。一個小鎮在是</p>	<p>1. Key(main) vocabulary? 2. Repeated vocabulary? 3. Important details? 4. Main ideas? (worksheet attached)</p>  <p>1 关键 (主) 词汇? 2 重复词汇? 3 重要细节? 4 主要想法? (附上工作表)</p> <p>Writing: 写作 Rhetorical Questions Record yourself</p>	<p>book. 然后看看书的下一页的插图。</p>  <p>Think about salience. Salience is where your eye is first drawn to when you look at a photo or illustration. Answer the following questions. 想想显着。当你看照片或插图时，你的眼光首先被吸引到这里。回答以下问题</p> <p>1. What is the first thing your eyes automatically look at when you see this page. Why? 2. Where does your eye travel next? Why? 当你看到这个页面时，你的眼睛会</p>	<p>book you are currently reading. Click  Add Record your voice using  button. You only need to read a minute or two. When you are done click  选择您最喜爱的小说书或您正在阅读的小说书。单击使用按钮记录您的声音。你只需要读一两分钟。完成后，请单击</p> <p>MAKE SURE YOUR VOICE IS NICE AND CLEAR. As always, focus on smooth, fluent reading and expression of character. And upload a photo of your book cover using the  button <u>If you do not have access to seesaw, just read a fiction book of your choice.</u> <u>确保你的声音是好和清晰。</u></p>

	Monday 星期一 23 rd August 八月 23 日	Tuesday 星期二 24 th August 八月 24 日	Wednesday 星期三 25 th August 八月 25 日	Thursday 星期四 26 th August 八月 26 日	Friday 星期五 27 th August 八月 27 日
	<p>near or next to other words are the same. 尽可能多使用拼写单词来为每个拼写单词写一个句子。这意味着单词开头的字母或声音在其他单词附近或旁边是相同的。</p> <p>For example: Bob broke the blue bike by bumping into a bench. 例如: 鲍勃撞到长凳上摔坏了蓝色的自行车</p> <p>Public Speaking: 演说 Choose one of the persuasive paragraphs that you have written this term. Practise reading it until you can remember it. Make sure that you speak clearly and with energy. Use intonation (the strength and notes of your voice) to add meaning. Don't use notes or read from the page. Record yourself speaking it and upload your video or recording to Seesaw. Look</p>	<p>否容忍穿低腰褲的問題上意見不一。作者選擇了一個輕鬆和幾乎可笑的個性的例子 - 一個人的褲子掛 - 以減輕故事的基調。用完整的句子回答這些問題: 羅伊·布蘭德相信什麼? 解釋。哈利·海褲相信什麼? 解釋。故事的主要內容是什麼? 解釋。你相信什麼? 通過給出您想法的理由來解釋</p> <p>Writing 写作: A simile is a figure of speech that compares two usually dissimilar things. The comparison uses <i>like</i>, <i>as...as</i> or <i>as if</i>. Eg. Her hands were <u>as cold as ice</u>.</p> <p>比喻是一個語音數字, 比較兩個通常不同的東西。比較使用喜歡, 因為...或彷彿。</p>	<p>speaking aloud the rhetorical questions. 修辞问题 记录自己大声说修辞问题</p> <p>Look at the poster about Toothpaste. 看看关于牙膏的海报</p>  <p>Complete the sentence starters to make a persuasive text about brushing your teeth.</p> <p>完成句子启动器, 以制作有关刷牙的有说服力的文本</p> <p>PDHPE: 体育和健康 Design a healthy menu for a day at home. Present the menu to your</p>	<p>自动看到什么。为什么? 2. 你的眼睛接下来会向哪里走? 为什么</p> <p>Writing 写作: An Alliteration is when words that are close to each other in the text repeat the same consonant sound, eg. ripe, red raspberry 建议是当文本中彼此接近的单词重复相同的辅音时, 例如。成熟, 红覆盆子</p> <p>1. Match the words on the worksheet with the same beginning sounds. 2. Use these words to write two interesting sentences. .将工作表上的单词与相同的开始声音匹配。2. 用这些词写两个有趣的句子</p>	<p>和往常一样, 专注于流畅、流畅的阅读和性格表达。使用按钮上传书封面的照片 如果您无法访问跷跷板, 只需阅读您选择的小说书</p> <p>Writing 写作: Descriptions 形容</p> <p>1. Look at the autumn picture. 2. Write 3 words that describe what you can see, hear, smell and feel. 3. Use your words to write a short paragraph describing the picture. 看秋天的图。 2. 写 3 个字, 描述你能看到, 听到, 闻到和感觉。3. 用你的话写一个描述图片的短段落</p>

	Monday 星期一 23 rd August 八月 23 日	Tuesday 星期二 24 th August 八月 24 日	Wednesday 星期三 25 th August 八月 25 日	Thursday 星期四 26 th August 八月 26 日	Friday 星期五 27 th August 八月 27 日
	<p>directly at the camera if you are making a video.</p> <p>选择您编写的本学期的有说服力的段落之一。练习阅读，直到你能记住它。确保你说话清晰，精力消耗。使用语调（声音的强度和音符）来添加意义。不要使用笔记或从页面中读取。记录自己说，并上传您的视频或录音到蹺蹺板。如果您正在制作视频，请直接查看摄像机。</p>	<p>例如。她的手像冰一樣冷。</p> <p>Complete the similes worksheet which use either “as...as”, “like” or “as if”. 完成作业，用「作為...作為」，“喜歡”或“仿佛”等字。</p> 	<p>family in a creative way.</p> <p>為在家的一天設計一個健康的功能表。以創造性的方式向家人展示功能表。</p> 		
Break 休息	Break 休息	Break 休息	Break 休息	Break 休息	Break 休息
Middle 中午	<p>Mathematics: 数学 Fractions 分数 and 和 Decimals 小数点</p> <p>Explore this webpage to learn more about fractions</p>	<p>Mathematics: 数学 Fractions 分数 and 和 Decimals 小数点</p> <p>Complete the worksheet at</p>	<p>Wellbeing Wednesday 健康快乐的星期三</p>	<p>Mathematics:数学 Data .资料</p> <p>Record the number of tally marks in chart to represent how many of each emoji 记</p>	<p>Mathematics 数学:Data 资料</p> <p>Watch the video and make a graph to answer the questions. 观看视频并制作</p>

	Monday 星期一 23 rd August 八月 23 日	Tuesday 星期二 24 th August 八月 24 日	Wednesday 星期三 25 th August 八月 25 日	Thursday 星期四 26 th August 八月 26 日	Friday 星期五 27 th August 八月 27 日
	<p>浏览此网页，了解有关分数的更多信息- https://www.mathsisfun.com/fractions.html</p> <p>Next, complete the worksheet at the end of this booklet. 接下来，完成此小册子末尾的工作表。</p> 	<p>the end of this booklet. 在本小册子的末尾填写工作表。</p> 	 <p>Do a virtual workout – some examples are Just Dance and Go Noodle Write a list/draw some things you are grateful for Play a boardgame with a family member 做一個虛擬的鍛煉 - 一些例子只是跳舞和去麵條寫一個清單/畫一些東西，你很感激玩棋盤遊戲與家庭成員</p> 	<p>录图表中的计数标记数，以表示每个表情符号中的数</p>  <p>Play the game 玩下面的游戏，点网址： https://www.softschools.com/math/data_analysis/tally_chart/</p> 	<p>图表来回答问题 https://www.abcya.com/games/fuzz_bugs_graphing</p> 

	Monday 星期一 23 rd August 八月 23 日	Tuesday 星期二 24 th August 八月 24 日	Wednesday 星期三 25 th August 八月 25 日	Thursday 星期四 26 th August 八月 26 日	Friday 星期五 27 th August 八月 27 日
Break 休息	Break 休息	Break 休息	Break 休息	Break 休息	Break 休息
Afternoon 下午	Language:语言学习	Science 科学: The Seasons 四季 Watch the video about the Seasons 观看有关季节的视频。 https://www.youtube.com/watch?v=b25g4nZTHvM  Use Emojis to show pictures that represent each season. (This could include weather, plants, animals, food, activities) 使用表情符号显示代表每个季节的图片。(这可能包括天		Geography:地理 WHAT ARE THE NATURAL FEATURES OF CHINA 中国的自然特征是什么? LESSON 1 MAPPING Use the mapping page attached and follow the instructions carefully to show some of China's Natural Features. It would be better if each feature was labelled in a different colour. 使用所附的映射页面, 并仔细按照说明显示中国的一些自然特征。如果每个功能都标有不同的颜色, 则更好。 MAKE SURE YOUR LINES ARE DRAWN USING A RULER. 直线必须用尺画	Creative Arts 创造艺术 TRY THE SPIN HEARTS ACTIVITY OR USE YOUR IMAGINATION TO CREATE A PIECE OF ART BASED ON HEARTS 尝试旋转心活动或利用你的想象力, 创造一件基于心脏的艺术 https://www.projectswithkids.com/heart-spin-painting-valentines-day SPIN HEARTS: 1. Draw and cut out some heart shapes from paper or card. 2. If you have an old salad spinner, use that to create the patterns. Place the heart into the spinner and drizzle the paint. Then spin. I suggest that you do

	Monday 星期一 23 rd August 八月 23 日	Tuesday 星期二 24 th August 八月 24 日	Wednesday 星期三 25 th August 八月 25 日	Thursday 星期四 26 th August 八月 26 日	Friday 星期五 27 th August 八月 27 日
		<p>气、植物、动物、食物、活动)</p>  <p>体育和健康: Create a game that includes rules, a way to score and at least one piece of equipment. Play the game with a family member or friend. After playing the game discuss ways that you could change the game. 创建包含规则、得分方式和至少一台设备的游戏。与家人或朋友玩游戏。玩完游戏后讨论如何改变游戏规则</p>		<p>USE A DIFFERENT COLOUR FOR EACH FEATURE. 使用不同的颜色表示各个特征。</p>	<p>this outside. 旋转心: 1.从纸张或卡片上绘制和切出一些心形。2. 如果您有一个旧的沙拉微调器, 请使用它来创建图案。将心脏放入微调器中, 然后细雨涂上油漆。然后旋转。我建议你在外面做这个</p> <p>IF YOU DON'T HAVE A SPINNER: Paint or draw different patterns on the hearts. Once they are dried, add feathers, sequins or glitter if you like. You can try big hearts, double hearts, cutting out a heart shape in the middle and punching out smaller hearts or circles using a hole punch to make confetti.</p> <p>3. Arrange the hearts on a larger sheet of paper or make the hearts into a mobile. 如果你没有微调器: 在心脏上画或画不同的图案。干燥后, 如果愿意, 添</p>

	Monday 星期一 23 rd August 八月 23 日	Tuesday 星期二 24 th August 八月 24 日	Wednesday 星期三 25 th August 八月 25 日	Thursday 星期四 26 th August 八月 26 日	Friday 星期五 27 th August 八月 27 日
					<p>加羽毛、亮片或闪光。你可以尝试大心脏，双心，切出一个心脏形状在中间，并冲出较小的心脏或圆圈使用孔拳，使纸屑。 3. 将心放在一张较大的纸上，或将心变成移动的。</p> <p>OTHER EXAMPLES ARE ATTACHED. 附加了其他示例</p>

Word Work Grid

Complete each of the activities in this grid. Write the date you completed each activity on the line provided.

<p>Syllable Sort</p> <p>Write your spelling words in order from the least amount of syllables to the most. Words with the same number of syllables should be in alphabetical order.</p> <p>Date: _____</p>	<p>Odd One Out</p> <p>For each of your spelling words, write four words. One is your spelling word, two relate to your spelling word and one is the odd word out that doesn't fit with the other two.</p> <p>Date: _____</p>	<p>Wacky Words</p> <p>On a sheet of paper, write your spelling words in different directions, filling up the whole sheet. Use different colours and types of writing for each word.</p> <p>Date: _____</p>	<p>Word Detective</p> <p>Write three clues about each of your spelling words. Ask someone to try to guess your spelling words using your clues.</p> <p>Date: _____</p>	<p>Digging in the Dictionary</p> <p>Use a dictionary to find the definition and write a sentence for each of your spelling words.</p> <p>Date: _____</p>
<p>Rhyming Wheels</p> <p>Think of as many words as you can that rhyme with your spelling words.</p> <p>Date: _____</p>	<p>Alliteration</p> <p>Write a sentence for each of your spelling words using as much alliteration as possible.</p> <p>Date: _____</p>	<p>Sentence Smart</p> <p>Write a sentence for each of your spelling words.</p> <p>Date: _____</p>	<p>Story Time</p> <p>Write a story using as many of your spelling words as you can. Underline each of your spelling words.</p> <p>Date: _____</p>	<p>Sort Them Out</p> <p>Sort the words on your spelling list into three different categories of your choice.</p> <p>Date: _____</p>
<p>Word Search</p> <p>Create your own word search using all the words on your spelling list.</p> <p>Date: _____</p>	<p>Handwriting Hero</p> <p>Write out your spelling words in your very best cursive hand writing.</p> <p>Date: _____</p>	<p>Letter Lingo</p> <p>Write a letter to a friend. Use as many spelling words in your letter as you can.</p> <p>Date: _____</p>	<p>Words Within Words</p> <p>Make a list of as many smaller words as you can find from your spelling list.</p> <p>Date: _____</p>	<p>Code Breaker</p> <p>Use the code guide to make a code for each of your spelling words.</p> <p>Date: _____</p>

Year 3 Spelling list

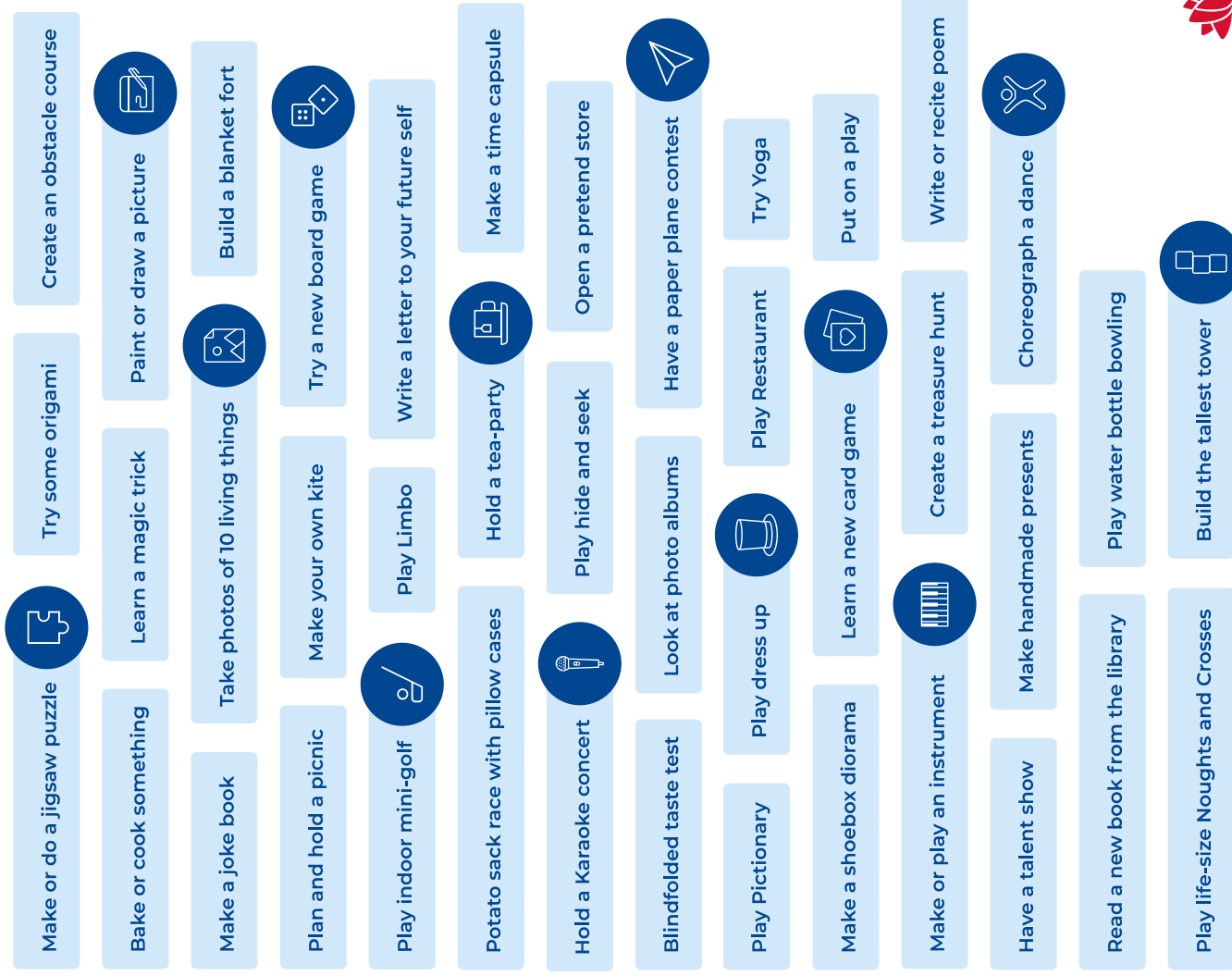
<ul style="list-style-type: none"> • soft • sent • don't • tried • Write • tiny 	<ul style="list-style-type: none"> • street • twenty • ninety • fifty • Kitten • story 	<ul style="list-style-type: none"> • haven't • that's • letter • wait • Seat • bottle 	<ul style="list-style-type: none"> • east • Easter • teeth • toe • tidy • artist • Australia
<ul style="list-style-type: none"> • assistant • calculator • concentrate • confident • gently 	<ul style="list-style-type: none"> • instead • interested • regrettable • resident • scientist 	<ul style="list-style-type: none"> • straight • television • temperature • temptation • terrible 	<ul style="list-style-type: none"> • tomorrow • traditional • tremendous • triangular • Twelfth

Year 2 Spelling List

<ul style="list-style-type: none">• bottle• country• empty• fifteenth• gently	<ul style="list-style-type: none">• instead• kitten• letter• present• quitting	<ul style="list-style-type: none">• sitting• talkative• tidy• tired• together	<ul style="list-style-type: none">• tonight• towards• truth• written• yesterday
---	--	---	---



Some activities and ideas for home for parents of primary and early learners



education.nsw.gov.au






ARTY
CRAFTY
KIDS



ARTY
CRAFTY
KIDS

Key vocabulary:	Repeated vocabulary:	Important details:	Main Idea
 <h2>Bamboozled!</h2> <p>Bamboo is an amazing plant. Did you know it is actually a grass? In fact giant bamboo is the largest member of the grass family. Some types can grow an incredible 90 centimetres in just one day. Some bamboo plants can grow to over 30 metres tall, which is as tall as a gum tree.</p> <p>You probably know that bamboo is the favourite food of pandas, but chimpanzees, gorillas and elephants eat it too.</p> <p>Bamboo is also extremely useful to people. It is a very valuable construction material because it is so strong. In fact, whole houses can be built from bamboo. In some parts of the world bamboo is used as scaffolding (the frame used to support building work).</p> <p>The range of things that can be made from bamboo is huge. Furniture, cooking utensils, and musical instruments can all be made from bamboo. Bamboo fibres can be used to produce a soft, cotton-like material for T-shirts and underwear. Bamboo fibres are also used to make paper. Bamboo can even be used to make bicycle frames and boats.</p> 	 <p><i>Bamboo scaffolding</i></p>  <p><i>Bamboo bicycles</i></p>  <p><i>Bamboo boats</i></p>  <p><i>Bamboo chairs</i></p>		