

Framework for Learning from Home – Year 2 T3 W7 23-27 August

在家学习大纲 ——二年级第三学期第七周 8.23-8.27


You will need help from a parent/carer. Show each completed activity to your parents so they can check it and/or help you post it on Seesaw. Remember to have regular breaks throughout the day for crunch and sip, recess and lunch, stretching and moving throughout the house in between activities. Please remember to take care with your work and present it neatly.

你将需要父母/看护人的帮助。向你的父母展示每项已完成的活动，以便他们检查和/或帮助你将其发布到 Seesaw。记住全天有规律的休息，吃水果，午休和午餐，在活动之间在整个房子里伸展和运动。请记得好好完成你的作业并整齐地呈现它。

	Monday 23/8 周一	Tuesday 24/8 周二	Wednesday 25/8 周三	Thursday 26/8 周四	Friday 27/8 周五
Morning Literacy 早晨 读写	Spelling 拼写 We are looking at Soundwaves- Unit 25 this week. The sounds are: 'or', 'ore', 'a', 'aw', 'au' 本周我们正在学习 Soundwaves-第 25 单元。 声音是: 'or', 'ore', 'a', 'aw', 'au' www.soundwaveskids.com.au Access code 密码: puff231 Using the horse template provided (or draw your own), and brainstorm as many words	Reading 阅读: Visit 浏览 https://in2era.com.au/home Username 用户名: hurstville Password 密码: hurstville Choose a picture book or a book at your level and read for enjoyment. Try to aim for 10-20 minutes of reading. 选择一本图画书或符合你水平的书，然后阅读以享受乐趣。尝试以 10-20 分钟的阅读时间为目标。 Persuasive Writing 说服力	Spelling – Segmenting Sounds 拼写-分解声音 Find the segmenting tool on the soundwaves website and work out how many sounds each word has and which letters match. 在 soundwave 网站上找到分解工具，计算出每个单词有多少个发音以及哪些字母匹配。 www.soundwaveskids.com.au Access code 密码: puff231	Spelling - Textbook 拼写-课本 We have uploaded the first page of Unit 25 from the Soundwaves textbook. Complete the activities. Do the first page ONLY. 我们上传了声波课本第 25 单元的第一页。完成活动。只做第一页	Spelling - Textbook 拼写-课本 We have uploaded the second page of Unit 25 from the Soundwaves textbook. Complete the activities. Do the second page ONLY. 我们上传了声波课本第 25 单元的第 2 页。完成活动。只做第 2 页

that you can think of that have the 'or', 'ore', 'a', 'aw', 'au' sounds e.g. horse, shore, call, straw, hall.

使用提供的马模板（或绘制你自己的模板），并集思广益你能想到的具有“or”、“ore”、“a”、“aw”、“au”发音的单词，例如 horse, shore, call, straw, hall.



Reading 阅读: Visit 浏览 <https://in2era.com.au/home>

Username 用户名: hurstville

Password 密码: hurstville

Choose a **picture book or a book at your level** and read for enjoyment. Try to aim for 10-20 minutes of reading.

选择一本图画书或符合你水平的书，然后阅读以享受乐趣。尝试以 10-20 分钟的阅读时间为目标。

写作

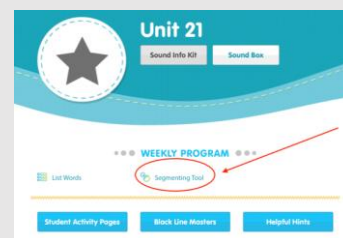
Text Structure is how we organise our writing. In persuasive writing, it is important to start with a strong argument and to finish with your strongest argument. Re-read the 3 persuasive arguments you chose yesterday.

文本结构是我们组织写作的方式。在有说服力的写作中，以强有力的论点开始并以最有力的论点结束是很重要的。重读你昨天选择的 3 个有说服力的论点

Under the title 'Sequencing Arguments', use this table of persuasive sentence openers for each of your arguments.

在标题“顺序论证”下，为你的每个论点使用这张有说服力的开场白表。

1. Strong Argument	2. Weak Argument	3. Strongest Argument
Firstly,	Secondly,	Thirdly,
First,	Next,	Finally,
First of all,	Also,	Lastly,
In the first place,	Furthermore,	
	Moreover,	




Screenshot your work and upload to seesaw.
把你的作业截图并上传到 seesaw。

Reading & Writing 阅读&写作

View the story 'Emily's Perfect Pet' on Seesaw. In the story we hear the positive (good) arguments for all the pets except the pony. Can you think of three reasons of your own that a pony would make a good pet. Here is one sentence started for you:

在跷跷板上查看故事“艾米丽的完美宠物”。在故事中，我们听到了对除小马以外的所有宠物的正面（好）论据。你能想出三个让小马成为好宠物的理由吗？这是为你开始的一句话：




Reading & Writing

阅读&写作

View the story 'Emily's Perfect Pet' on Seesaw. Choose one pet from the story and write three advantages (positive points) about the pet and three disadvantages (negative points). Draw a picture for the advantages and disadvantages. Use the template provided and write in full sentences.

在跷跷板上观看故事“艾米丽的完美宠物”。从故事中选择一只宠物，写下关于宠物的三个优点（正面）和三个缺点（负面）。画个图看看优缺点。使用提供的模板并写出完整的句子。



Explore some sounds and play the games for this unit on the Soundwaves website.

在 Soundwaves 网站上探索本单元的一些声音并玩游戏。

Reading 阅读- Visit 浏览 <https://in2era.com.au/home>

Username 用户名: hurstville

Password 密码: hurstville

Choose a **picture book or a book at your level** and read for enjoyment. Try to aim for 10-20 minutes of reading.

选择一本图画书或符合你水平的书，然后阅读以享受乐趣。尝试以 10-20 分钟的阅读时间为目标。

Writing 写作



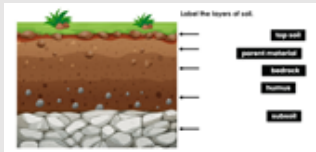
In the book 'Emily's Perfect Pet', Emily tried to

<p>Persuasive Writing 说服性写作</p> <p>Why did the boy want a stegosaurus? What were his reasons? Review the reasons you wrote in Week 5 in your SeeSaw journal.</p> <p>为什么男孩想要剑龙？他的理由是什么？在 SeeSaw 日志中回顾你在第 5 周中所写的原因。</p> <p>Choose 3 of your best, most persuasive reasons/arguments and label them: weak argument, strong argument and strongest argument. For example:</p> <p><i>To eat all the vegetables on his plate</i> - Weak argument</p> <p><i>To take the students to the museum if they can't use the school bus</i> - Strong argument</p> <p><i>To keep him safe at night</i> - Strongest argument</p> <p>选择 3 个最好的、最有说服力的理由/论点并给它们贴上标签：弱论点、有力论点和最强论点。例如：</p> <p>吃掉他盘子里的所有蔬菜 - 弱论</p> <p>如果学生不能使用校车，就带</p>	<table><tr><td>One reason is, To begin with,</td><td>In addition, A further point,</td><td></td></tr></table> <p>For example,</p> <p><u>Sequencing Arguments</u></p> <p>Firstly, he needs the pet stegosaurus to take the students to the museum if they can't use the school bus.</p> <p>Secondly, he needs the pet stegosaurus to eat all the vegetables on his plate.</p> <p>Thirdly, he needs the pet stegosaurus to keep him safe at night.</p> <p>例如,</p> <p><u>排序参数</u></p> <p>首先，如果学生不能乘坐校车，他需要宠物剑龙带学生去博物馆。</p> <p>其次，他需要宠物剑龙吃掉他盘子里的所有蔬菜。</p> <p>第三，他需要宠物剑龙来保护他在夜间的安全。</p> <p>Upload your writing to SeeSaw.</p> <p>把你的作业上传至 seesaw。</p>	One reason is, To begin with,	In addition, A further point,		<p>1. I absolutely believe a pony would make a wonderful pet because</p> <p>我绝对相信小马会成为一个很棒的宠物，因为</p> <p>2.</p> <p>3.</p>	<p>Emily's Perfect Pet!</p> <table><tr><td></td><td></td></tr><tr><td>Advantages</td><td>Disadvantages</td></tr></table>			Advantages	Disadvantages	<p>convince her parents to buy her a pet. Choose your perfect pet. Write three reasons why you believe your animal will be the perfect pet. Remember you are trying to convince your teacher that this will be the perfect pet so use high modality words such as: absolutely, certainly, obviously, certainly, must, surely.</p> <p>在《艾米丽的完美宠物》一书中，艾米丽试图说服她的父母给她买一只宠物。选择你的完美宠物。写出认为你的动物将成为完美宠物的三个理由。请记住，你正试图让你的老师相信这将是完美的宠物，因此请使用高情态词，例如：绝对、当然、显然、当然、必须、肯定。</p>
One reason is, To begin with,	In addition, A further point,										
Advantages	Disadvantages										


	<p>他们去博物馆——强有力的论点</p> <p>为了让他在晚上安全 - 最强的论点</p> <p>Write your 3 best reasons/arguments in order with labels under the title '<i>Persuasive Arguments</i>'.</p> <p>按顺序写下你的 3 个最佳理由/论点，并在“有说服力的论点”标题下贴上标签。</p> <p>Upload your writing to SeeSaw.</p> <p>把你的作业上传至 seesaw。</p>				
Break 休息	Break 休息	Break 休息	Break 休息	Break 休息	Break 休息
Middle Maths 上午 数学	<p><u>Maths - Fractions 数学-分数</u></p> <p>We use fractions in our everyday life. A fraction is an equal part of a whole. We are looking at halves, quarters and eighths of objects and shapes. Watch the video:</p> <p>我们在日常生活中使用分数。分数是整体的相等部分。我们正在研究物体和形状的一半、四分之一和八分之一。</p> <p>观看视频:</p>	<p><u>Maths – Fractions 数学-分数</u></p> <p>We are looking at halves, quarters and eighths of objects and shapes. Complete the interactive activity uploaded to Seesaw. Match the shapes to the correct fraction.</p> <p>我们正在研究对象和形状的一半、四分之一和八分之一。完成上传到 Seesaw 的互动活动。将形状与正确的</p>	<p><u>Maths – Fractions 数学-分数</u></p> <p>Play 玩一玩: http://www.snappymaths.com/counting/fractions/interactive/halfquartersimm/halfquartersimm.htm</p> <p>Complete the interactive activity on Seesaw. Match the shapes to the correct fraction.</p> <p>在 Seesaw 上完成互动活动。将形状与正确的分数</p>	<p><u>Maths – Length-Formal Units 数学-长度-正式单位</u></p> <p>Today we will be looking at centimetres (cm) on a ruler.</p> <p>今天我们将在尺子上学习厘米 (cm)。</p> <p>View 观看: https://www.youtube.com/watch?v=onf4C7Mnb1Abiects</p> <p>View 观看:</p>	<p><u>Maths – Length-Formal Units 数学-长度-正式单位</u></p> <p>Visit 浏览: Ruler Games for Kids Online - SplashLearn https://au.splashlearn.com/Maths/Games/RulerGame and complete the interactivity.完成活动。</p> <p>Complete worksheet –</p>

<p>https://www.youtube.com/watch?v=n0FZhQ_GkKw</p> <p>With a family member, take photos of fractions around your home. Label each fraction you find. Remember to look at the examples to help you. You can choose to present this on Seesaw or create a collage of pictures on cardboard.</p> <p>与家人一起，为你家周围的分数拍照。标记你找到的每个分数。请记住查看示例以帮助你。你可以选择在 Seesaw 上展示或在硬纸板上创建图片拼贴。</p> <p>iMaths- Go to the games section and choose a game to play. www.imaths.com.au</p> <p>转去游戏部分选择一个游戏来玩。</p> <p>Access code: tent495</p>	<p>https://www.youtube.com/watch?v=n0FZhQ_GkKw</p> <p>分数相匹配。</p> <p>iMaths- Go to the games section and choose a game to play.</p> <p>转去游戏部分选择一个游戏来玩。</p> <p>www.imaths.com.au</p> <p>Access code 密码: tent495</p>	<p>相匹配。</p> <p>Wellbeing Wednesday 身心健康星期三</p>  <p>Here are some activities you can do for Wellbeing Wednesday. Remember, if you have a brother or sister at Hurstville Public School, these activities will be the same and you can do them together.</p> <p>以下是你可以为健康星期三做的一些活动。请记住，如果你在 Hurstville 公立学校有兄弟姐妹，这些活动将是相同的，你们可以一起进行。</p> <p>1. Do a virtual workout – some examples are Just Dance (search YouTube for a video you like) and Go Noodle</p> <p>1. 进行虚拟锻炼 - 例如 Just Dance (在 YouTube 上搜索你喜欢的视频) 和 Go Noodle</p> <p>https://www.youtube.com/</p>	<p>https://www.youtube.com/watch?v=tuBLuIW1U70</p> <p>Take a photo of the following objects and measure them to the nearest centimetre using a ruler. Don't forget to write 'cm' after.</p> <ul style="list-style-type: none"> * pencil * water bottle * book * rubber * scissors * fork * your choice <p>为以下物体拍照并使用尺子将它们测量到最近的厘米。不要忘记在后面写上“cm”。</p> <ul style="list-style-type: none"> * 铅笔 * 水瓶 * 书 * 橡胶 * 剪刀 * 叉 * 你的选择  <p>iMaths- Go to the games section and choose a game to play.</p> <p>转去游戏部分选择一个游戏来玩。</p>	<p>Measurement with centimetres. You will need a piece of string to complete this.</p> <p>完整工作表 - 以厘米为单位进行测量。你将需要一根绳子来完成此操作。</p>  <p>iMaths- Go to the games section and choose a game to play.</p> <p>转去游戏部分选择一个游戏来玩。</p> <p>www.imaths.com.au</p> <p>Access code 密码: tent495</p>
---	---	--	--	---

			channel/UC2YBT7HYqCb_bvzu3kKZ3wnw If you click on this website, you will see all the Go Noodle videos, and choose one you like. 如果你点击这个网站, 你会看到所有的 Go Noodle 视频, 然后选择一个你喜欢的。	www.imaths.com.au Access code 密码: tent495	
Break 休息	Break 休息	Break 休息	Break 休息	Break 休息	Break 休息
Afternoon 下午	Join your library zoom with Miss Wadley if you can! The details of these zooms are in your seesaw class. 如果可以的话, 与 Miss Wadley 一起加入你的图书馆 zoom! 这些 zoom 的细节在你的 seesaw 上。 Community Language Please complete today's activity from your community language teacher. 社区语言 请完成社区语言老师今天的活动。	Geography 地理– Listen to Ms Wadley read the next section of "Are We There Yet?" Grace's brother Luke finds a tiny thorny devil in the desert. 听 Ms Wadley 阅读下一部分“我们到了吗?” 格蕾丝的弟弟卢克在沙漠中发现了一个小小的带刺恶魔。 Draw a place that is very special to you. It could be your bedroom, your backyard, a park, or maybe even somewhere you have travelled. Label the place using adjective and how it sounds, feels and smells. Write one sentence	Wellbeing Wednesday 身心健康星期三 2. Write a list/draw some things you are grateful or thankful for. Example: I am grateful that I have a family that looks after me, I am grateful that I get to eat delicious food. 3. Play a boardgame with a family member. 2. 写一个清单/画一些你感激或感激的事情。例子: 我很感激我有一个照顾我的家人, 我很感激我能吃到美味的食物。 3. 与家人一起玩桌游。	Science: Earth and Space – Soil- 科学: 地球和太空 - 泥土 Today you will be looking at what is soil and how it is made. Soil is an important natural resource. 今天, 你将了解什么是土壤以及它是如何制成的。土壤是一种重要的自然资源。 1. Watch the video 看这个视频 https://www.youtube.com/watch?v=if29mjcd5bc2 2. Complete the pages on Seesaw.	PDHPE 体育 This is our 5 th week of Got Game. Watch the video using the link below to Part 2 of Mitchell's Olympics Workout: 这是我们获得游戏的第 5 周。使用下面的链接观看米切尔奥运会训练第 2 部分的视频: https://www.loom.com/share/60bd7dc9b5ba458789d2afc_b8929c7c3 As an extension activity you might like to watch Table Tennis with Damian: 作为扩展活动, 您可能想

		<p>explaining why this place is special to you.</p> <p>画一个对你来说很特别的地方。它可能是你的卧室、后院、公园，甚至可能是你去过的地方。使用形容词以及它的声音、感觉和气味来标记这个地方。写一句话解释为什么这个地方对你来说很特别。</p>		<p>Put the answers in the correct box.</p> <p>完成 Seesaw 上的活动页面。</p> <p>将答案放在正确的方框中。</p> <p></p> <p>What is soil made of? 土是由什么做成的?</p> <p></p> <p>Label the soil layers. 标注土壤层。</p> <p></p>	<p>与 Damian 一起观看乒乓球:</p> <p>https://www.youtube.com/watch?v=R4aoGe3w_m8</p>
--	--	--	--	---	---

Week 7 Unit 25 Spelling Words				
for born sort horse forty	more saw paw draw straw	your four called small walk	always water warm because caught	Sight Words
				think another anyone Autumn Thursday



Unit 25



or ore a aw au

horse core ball
paw sauce



List Words

for	more	your	always
born	saw	four	water
sort	paw	called	warm
horse	draw	small	because
forty	straw	walk	caught

Letters Words

- 1 Underline** the letter or letters for **or ore a aw au** in each List Word. If any of these are not in the sound box, write them with a word example in the box above.

- 2 Colour** the word or picture if you hear **or ore a aw au** in the word or picture name.



- 3 Write or** in the spaces. **Join** each word to its clue. ★ We sometimes write **or ore a aw au**, as in **horse**.

f _ _ k • • a car has one
h _ _ n • • you eat with this
h _ _ se • • a number
f _ _ ty • • an animal

- 4 Write ore** in the spaces. **Join** each word to its clue. ★ We sometimes write **ore** for **or ore a aw au**, as in **core**.

m _ _ _ • • it hurts
s _ _ _ • • has a higher number
bef _ _ _ • • centre of an apple
c _ _ _ • • opposite of after

- 5 Read** the words. **Cross** out the words that don't have **or ore a aw au**.
Colour the letter or letters for **or ore a aw au** in the other words.

wall four you water after catch
walk forty your watch always caught

6 Write **aw in the spaces. Join each word to its clue.** ★ We sometimes write **aw** for  **or ore a aw au**, as in **paw**.

s _ _ • makes a picture
p _ _ • did see it
dr _ _ • a dog has four

7 Write **au in the spaces. Join each word to its clue.** ★ Sometimes write **au** for  **or ore a aw au**, as in **sauce**.

P _ _ | • to stop for a while
s _ _ ce • a boy's name
p _ _ se • good on hotdogs

8 Finish the words by writing letters for  **or ore a aw au.**

Use **a or our**.

y _ _ w _ _ ter
f _ _ w _ _ ll
c _ _ lled sm _ _ ll

Use **aw, au or ar**.

w _ _ m str _ _
s _ _ ce dr _ _
bec _ _ se

9 Answer each question with a word from Activity 8.

What is two plus two? _____
What helps you drink? _____
What do you do with a pencil? _____
What do you drink? _____
What do you put on a hotdog? _____

10 Read the words in the boxes. Write the best word for each picture.

tall
taller
tallest



small
smaller
smallest





MG2 Measurement with centimetres

1 Let's measure some parts of our body to the nearest centimetre.

Hint

Use a piece of string to measure around things.

Work in pairs

a Head

Around my head

Estimate	Measurement
----------	-------------

My hair

Estimate	Measurement
----------	-------------

My ear

Estimate	Measurement
----------	-------------

My nose

Estimate	Measurement
----------	-------------

b Handspan

Estimate	Measurement
----------	-------------

c Foot

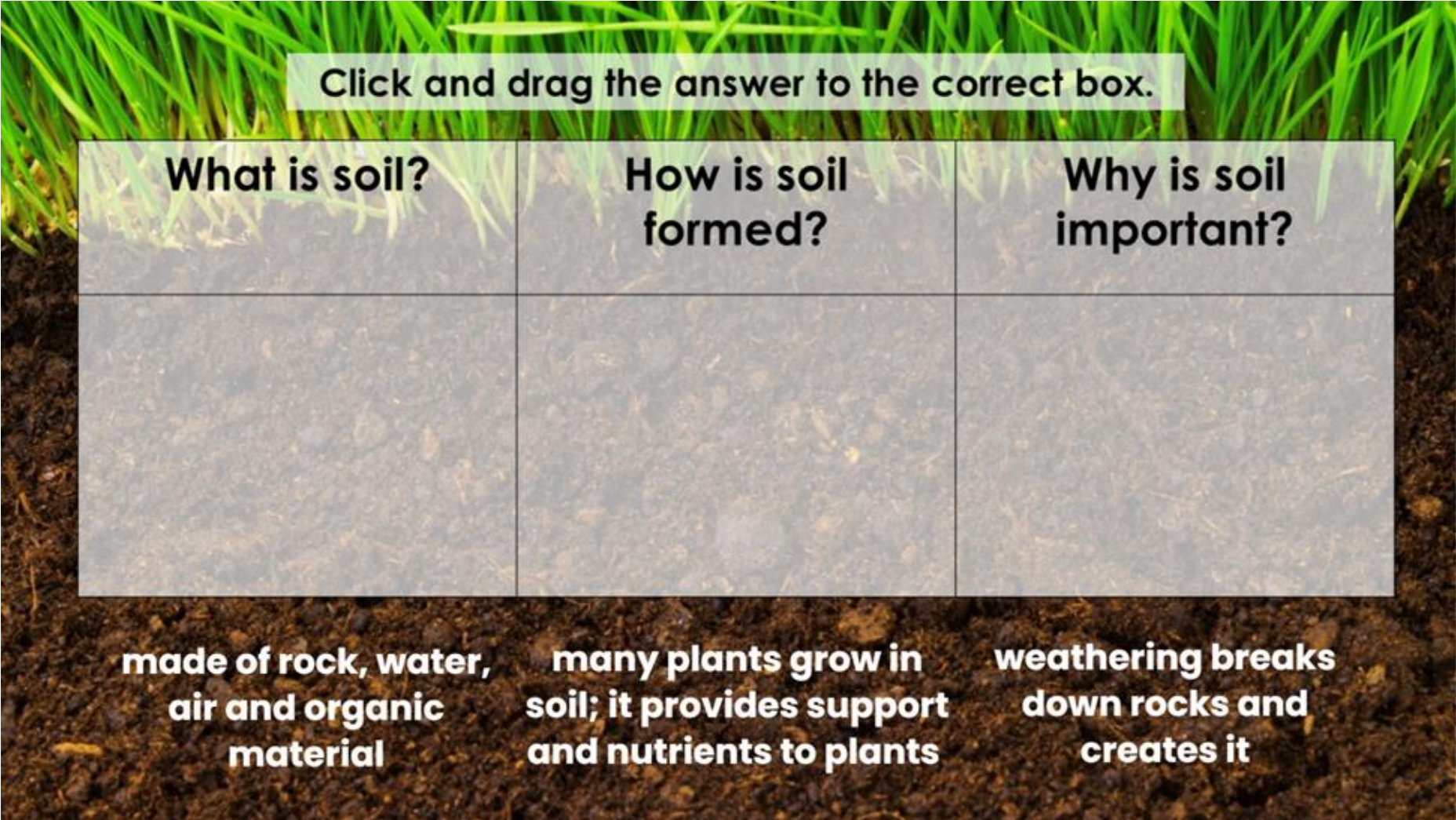
Estimate	Measurement
----------	-------------

2 Record all the measurements in the table below. Then complete the sentences.

Part of body	Measurement (cm)
my hair	
my ear	
my nose	
around my head	
my handspan	
my foot	

a is longer than .

b My handspan is than my foot.



Click and drag the answer to the correct box.

What is soil?

**How is soil
formed?**

**Why is soil
important?**

**made of rock, water,
air and organic
material**

**many plants grow in
soil; it provides support
and nutrients to plants**

**weathering breaks
down rocks and
creates it**



What is soil made of?

Re-watch the video to help you find the 4 main components! Type them below

1.

2.

3.

4.

