
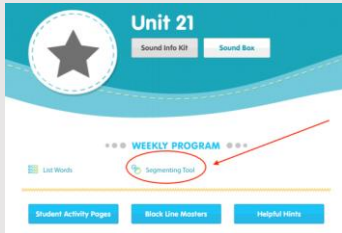








# Framework for Learning from Home – Year 2 T3 W7 23-27 August

You will need help from a parent/carer. Show each completed activity to your parents so they can check it and/or help you post it on Seesaw. Remember to have regular breaks throughout the day for crunch and sip, recess and lunch, stretching and moving throughout the house in between activities. Please remember to take care with your work and present it neatly.

	Monday 23/8	Tuesday 24/8	Wednesday 25/8	Thursday 26/8	Friday 27/8
Morning Literacy	<p><b><u>Spelling</u></b></p> <p>We are looking at Soundwaves- Unit 25 this week. The sounds are: 'or', 'ore', 'a', 'aw', 'au'</p> <p><a href="http://www.soundwaveskids.com.au">www.soundwaveskids.com.au</a> Access code: puff231</p> <p>Using the horse template provided (or draw your own), and brainstorm as many words that you can think of that have the 'or', 'ore', 'a', 'aw', 'au' sounds e.g. horse, shore, call, straw, hall.</p> 	<p><b><u>Reading:</u></b> Visit <a href="https://in2era.com.au/home">https://in2era.com.au/home</a></p> <p>Username: hurstville Password: hurstville</p> <p>Choose a <b><u>picture book</u></b> or <b><u>a book at your level</u></b> and read for enjoyment. Try to aim for 10-20 minutes of reading.</p> <p><b><u>Persuasive Writing</u></b></p> <p><b>Text Structure</b> is how we organise our writing. In persuasive writing, it is important to start with a strong argument and to finish with your strongest argument. Re-read the 3 persuasive arguments you chose yesterday.</p> <p>Under the title 'Sequencing Arguments', use this table of persuasive sentence</p>	<p><b><u>Spelling – Segmenting Sounds</u></b></p> <p>Find the segmenting tool on the soundwaves website and work out how many sounds each word has and which letters match.</p> <p><a href="http://www.soundwaveskids.com.au">www.soundwaveskids.com.au</a> Access code: puff231</p>  <p>Screenshot your work and upload to seesaw.</p>	<p><b><u>Spelling - Textbook</u></b></p> <p>We have uploaded the first page of Unit 25 from the Soundwaves textbook. Complete the activities. Do the first page ONLY.</p>  <p><b><u>Reading &amp; Writing</u></b></p> <p>View the story 'Emily's Perfect Pet' on Seesaw. Choose one pet from the story and write three advantages (positive points) about the pet and</p>	<p><b><u>Spelling - Textbook</u></b></p> <p>We have uploaded the second page of Unit 25 from the Soundwaves textbook. Complete the activities. Do the second page ONLY</p>  <p>Explore some sounds and play the games for this unit on the Soundwaves website.</p> <p><b><u>Reading-</u></b> Visit <a href="https://in2era.com.au/home">https://in2era.com.au/home</a></p> <p>Username: hurstville Password: hurstville</p> <p>Choose a <b><u>picture book</u></b></p>


<p><b>Reading:</b> Visit <a href="https://in2era.com.au/home">https://in2era.com.au/home</a></p> <p>Username: hurstville</p> <p>Password: hurstville</p> <p>Choose a <b>picture book or a book at your level</b> and read for enjoyment. Try to aim for 10-20 minutes of reading.</p> <p><b>Persuasive Writing</b></p> <p>Why did the boy want a stegosaurus? What were his reasons? Review the reasons you wrote in Week 5 in your SeeSaw journal.</p> <p>Choose 3 of your best, most persuasive reasons/arguments and label them: weak argument, strong argument and strongest argument. For example:</p> <p><i>To eat all the vegetables on his plate</i> - Weak argument</p> <p><i>To take the students to the museum if they can't use the school bus</i> - Strong argument</p> <p><i>To keep him safe at night</i> - Strongest argument</p> <p>Write your 3 best reasons/arguments in order with labels under the title '<i>Persuasive Arguments</i>'.</p> <p>Upload your writing to SeeSaw.</p>	<p>openers for each of your arguments.</p> <table><tr><th>1. Strong Argument</th><th>2. Weak Argument</th><th>3. Strongest Argument</th></tr><tr><td>Firstly, First, First of all, In the first place, One reason is, To begin with,</td><td>Secondly, Next, Also, Further-more, Moreover, In addition, A further point,</td><td>Thirdly, Finally, Lastly,</td></tr></table> <p>For example,</p> <p><u><i>Sequencing Arguments</i></u></p> <p><b>Firstly</b>, he needs the pet stegosaurus to take the students to the museum if they can't use the school bus.</p> <p><b>Secondly</b>, he needs the pet stegosaurus to eat all the vegetables on his plate.</p> <p><b>Thirdly</b>, he needs the pet stegosaurus to keep him safe at night.</p> <p>Upload your writing to SeeSaw.</p>	1. Strong Argument	2. Weak Argument	3. Strongest Argument	Firstly, First, First of all, In the first place, One reason is, To begin with,	Secondly, Next, Also, Further-more, Moreover, In addition, A further point,	Thirdly, Finally, Lastly,	<p><b>Reading &amp; Writing</b></p> <p>View the story 'Emily's Perfect Pet' on Seesaw In the story we hear the positive (good) arguments for all the pets except the pony. Can you think of three reasons of your own that a pony would make a good pet. Here is one sentence started for you:</p> <p>1. I absolutely believe a pony would make a wonderful pet because .....</p> <p>2.</p> <p>3.</p>	<p>three disadvantages (negative points). Draw a picture for the advantages and disadvantages. Use the template provided and write in full sentences.</p> <div><p><b>Emily's Perfect Pet!</b></p><table><tr><td></td><td></td></tr><tr><td>Advantages</td><td>Disadvantages</td></tr><tr><td></td><td></td></tr></table></div>			Advantages	Disadvantages			<p><b>or a book at your level</b> and read for enjoyment. Try to aim for 10-20 minutes of reading.</p> <p><b>Writing</b></p> <p>In the book 'Emily's Perfect Pet', Emily tried to convince her parents to buy her a pet. Choose your perfect pet. <b>Write three reasons</b> why you believe your animal will be the perfect pet. Remember you are trying to convince your teacher that this will be the perfect pet so use high modality words such as: absolutely, certainly, obviously, certainly, must, surely.</p>
1. Strong Argument	2. Weak Argument	3. Strongest Argument														
Firstly, First, First of all, In the first place, One reason is, To begin with,	Secondly, Next, Also, Further-more, Moreover, In addition, A further point,	Thirdly, Finally, Lastly,														
Advantages	Disadvantages															

Break	Break	Break	Break	Break	Break
<b>Middle Maths</b>	<b><u>Maths - Fractions</u></b> We use fractions in our everyday life. A fraction is an equal part of a whole. We are looking at halves, quarters and eighths of objects and shapes. Watch the video: <a href="https://www.youtube.com/watch?v=n0FZhQ_GkKw">https://www.youtube.com/watch?v=n0FZhQ_GkKw</a>  With a family member, take photos of fractions around your home. Label each fraction you find. Remember to look at the examples to help you. You can choose to present this on Seesaw or create a collage of pictures on cardboard.  <b>iMaths-</b> Go to the games section and choose a game to play. <a href="http://www.imaths.com.au">www.imaths.com.au</a> Access code: tent495	<b><u>Maths – Fractions</u></b> We are looking at halves, quarters and eighths of objects and shapes. Complete the interactive activity uploaded to Seesaw. Match the shapes to the correct fraction. <b>iMaths-</b> Go to the games section and choose a game to play. <a href="http://www.imaths.com.au">www.imaths.com.au</a> Access code: tent495	<b><u>Maths – Fractions</u></b> Play: <a href="http://www.snappymaths.com/counting/fractions/interactive/halfquartersimm/halfquartersimm.htm">http://www.snappymaths.com/counting/fractions/interactive/halfquartersimm/halfquartersimm.htm</a> Complete the interactive activity on Seesaw. Match the shapes to the correct fraction.  <b><u>Wellbeing Wednesday</u></b>  Here are some activities you can do for Wellbeing Wednesday. Remember, if you have a brother or sister at Hurstville Public School, these activities will be the same and you can do them together. 1. Do a virtual workout – some examples are Just Dance (search YouTube for a video you like) and Go Noodle <a href="https://www.youtube.com/channel/UC2YBT7HYqCb_bvzu3kKZ3wnw">https://www.youtube.com/channel/UC2YBT7HYqCb_bvzu3kKZ3wnw</a> If you click on this website, you will see all the Go Noodle	<b><u>Maths – Length-Formal Units</u></b> Today we will be looking at centimetres (cm) on a ruler. <b>View:</b> <a href="https://www.youtube.com/watch?v=onf4C7Mnb1Abiects">https://www.youtube.com/watch?v=onf4C7Mnb1Abiects</a> <b>View:</b> <a href="https://www.youtube.com/watch?v=tuBLuIW1U70">https://www.youtube.com/watch?v=tuBLuIW1U70</a> Take a photo of the following objects and measure them to the nearest centimetre using a ruler. Don't forget to write 'cm' after. * pencil * water bottle * book * rubber * scissors * fork * your choice  <b>iMaths-</b> Go to the games section and choose a game to play. <a href="http://www.imaths.com.au">www.imaths.com.au</a> Access code: tent495	<b><u>Maths – Length-Formal Units</u></b> <b>Visit:</b> <a href="https://au.splashlearn.com/Maths/Games/RulerGame">Ruler Games for Kids Online - SplashLearn</a> <a href="https://au.splashlearn.com/Maths/Games/RulerGame">https://au.splashlearn.com/Maths/Games/RulerGame</a> and complete the interactivity. Complete worksheet – Measurement with centimetres. You will need a piece of string to complete this.  <b>iMaths-</b> Go to the games section and choose a game to play. <a href="http://www.imaths.com.au">www.imaths.com.au</a> Access code: tent495

			videos, and choose one you like.		
<b>Break</b>	Break	Break	Break	Break	Break
<b>Afternoon</b>	<p><b>Join your library zoom with Miss Wadley <u>if you can!</u></b></p> <p>The details of these zooms are in your seesaw class.</p> <p><b><u>Community Language</u></b></p> <p>Please complete today's activity from your community language teacher.</p>	<p><b><u>Geography –</u></b></p> <p>Listen to Ms Wadley read the next section of "Are We There Yet?" Grace's brother Luke finds a tiny thorny devil in the desert.</p> <p><b>Draw a place that is very special to you.</b> It could be your bedroom, your backyard, a park, or maybe even somewhere you have travelled. Label the place using adjective and how it sounds, feels and smells. Write one sentence explaining why this place is special to you.</p>	<p><b><u>Wellbeing Wednesday</u></b></p> <p>2. Write a list/draw some things you are grateful or thankful for. Example: I am grateful that I have a family that looks after me, I am grateful that I get to eat delicious food.</p> <p>3. Play a boardgame with a family member.</p>	<p><b><u>Science: Earth and Space – Soil-</u></b> Today you will be looking at what is soil and how it is made. Soil is an important natural resource.</p> <p>1. Watch the video <a href="https://www.youtube.com/watch?v=if29mjcd5bc2">https://www.youtube.com/watch?v=if29mjcd5bc2</a></p> <p>2. Complete the pages on Seesaw.</p> <p>Put the answers in the correct box.</p>  <p>What is soil made of?</p>  <p>Label the soil layers.</p>	<p><b><u>PDHPE</u></b></p> <p>This is our 5<sup>th</sup> week of Got Game. Watch the video using the link below to Part 2 of Mitchell's Olympics Workout:</p> <p><a href="https://www.loom.com/share/60bd7dc9b5ba458789d2afc68929c7c3">https://www.loom.com/share/60bd7dc9b5ba458789d2afc68929c7c3</a></p> <p>As an extension activity you might like to watch Table Tennis with Damian:</p> <p><a href="https://www.youtube.com/watch?v=R4aoGe3w_m8">https://www.youtube.com/watch?v=R4aoGe3w_m8</a></p>

---

Week 7 Unit 25 Spelling Words				
for born sort horse forty	more saw paw draw straw	your four called small walk	always water warm because caught	<b>Sight Words</b> think another anyone Autumn Thursday



# Unit 25



**or ore a aw au**

horse core ball  
paw sauce



## List Words

for	more	your	always
born	saw	four	water
sort	paw	called	warm
horse	draw	small	because
forty	straw	walk	caught

## Letters Words


**1 Underline** the letter or letters for **or ore a aw au** in each List Word. If any of these are not in the sound box, write them with a word example in the box above.

**2 Colour** the word or picture if you hear **or ore a aw au** in the word or picture name.



**3 Write or** in the spaces. **Join** each word to its clue. ★ We sometimes write **or ore a aw au**, as in **horse**.

f \_ \_ k • • a car has one  
h \_ \_ n • • you eat with this  
h \_ \_ se • • a number  
f \_ \_ ty • • an animal

**4 Write ore** in the spaces. **Join** each word to its clue. ★ We sometimes write **ore** for **or ore a aw au**, as in **core**.

m \_ \_ \_ • • it hurts  
s \_ \_ \_ • • has a higher number  
bef \_ \_ \_ • • centre of an apple  
c \_ \_ \_ • • opposite of after

**5 Read** the words. **Cross** out the words that don't have **or ore a aw au**.  
**Colour** the letter or letters for **or ore a aw au** in the other words.

wall four you water after catch  
walk forty your watch always caught



**6 Write **aw** in the spaces. Join each word to its clue.** ★ We sometimes write **aw** for  **or ore a aw au**, as in **paw**.

s \_ \_ • makes a picture  
p \_ \_ • did see it  
dr \_ \_ • a dog has four

**7 Write **au** in the spaces. Join each word to its clue.** ★ Sometimes write **au** for  **or ore a aw au**, as in **sauce**.

P \_ \_ | • to stop for a while  
s \_ \_ ce • a boy's name  
p \_ \_ se • good on hotdogs

**8 Finish the words by writing letters for  **or ore a aw au**.**

Use **a or our**.

y \_ \_ w \_ \_ ter  
f \_ \_ w \_ \_ ll  
c \_ \_ lled sm \_ \_ ll

Use **aw, au or ar**.

w \_ \_ m str \_ \_  
s \_ \_ ce dr \_ \_  
bec \_ \_ se

**9 Answer each question with a word from Activity 8.**

What is two plus two? \_\_\_\_\_  
What helps you drink? \_\_\_\_\_  
What do you do with a pencil? \_\_\_\_\_  
What do you drink? \_\_\_\_\_  
What do you put on a hotdog? \_\_\_\_\_

**10 Read the words in the boxes. Write the best word for each picture.**

tall  
taller  
tallest



small  
smaller  
smallest







# MG2 Measurement with centimetres

1 Let's measure some parts of our body to the nearest centimetre.

## Hint

Use a piece of string to measure around things.

Work in pairs

### a Head

**Around my head**

Estimate	Measurement
----------	-------------

**My ear**

Estimate	Measurement
----------	-------------

**My nose**

Estimate	Measurement
----------	-------------

**My hair**

Estimate	Measurement
----------	-------------

### b Handspan

Estimate	Measurement
----------	-------------

### c Foot

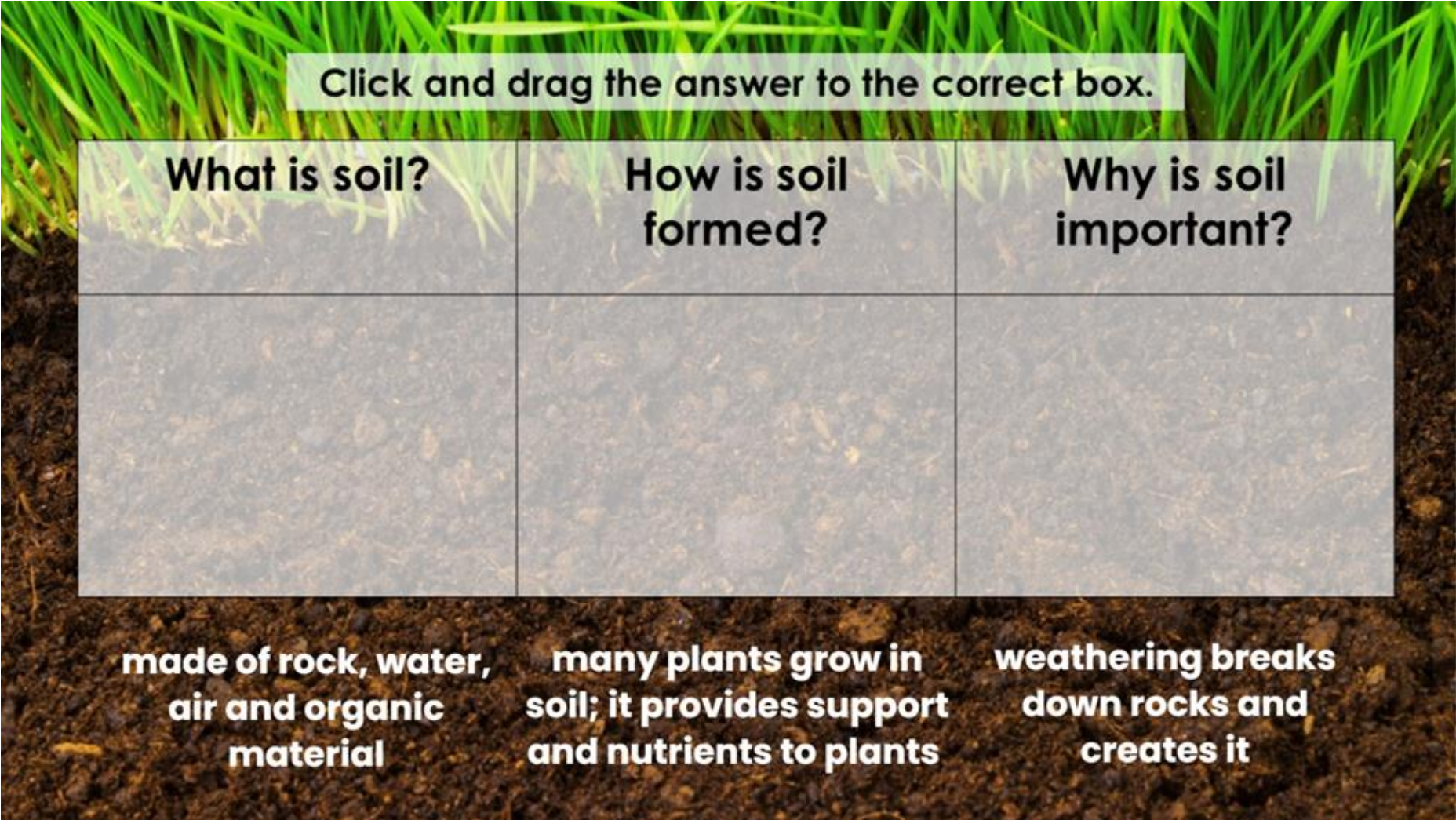
Estimate	Measurement
----------	-------------

2 Record all the measurements in the table below. Then complete the sentences.

Part of body	Measurement (cm)
my hair	
my ear	
my nose	
around my head	
my handspan	
my foot	

a  is longer than .

b My handspan is  than my foot.



Click and drag the answer to the correct box.

**What is soil?**

**How is soil  
formed?**

**Why is soil  
important?**

**made of rock, water,  
air and organic  
material**

**many plants grow in  
soil; it provides support  
and nutrients to plants**

**weathering breaks  
down rocks and  
creates it**





**What is soil made of?**

**Re-watch the video to help you find the 4 main components! Type them below**

1.

2.

3.

4.

