




# Framework for Learning from Home – Year 1

## Languages - Term 3 Week 7-8

Please find **your language class** below and choose ONE task to complete each week. You will need help from a parent/carer. Show each completed task to your parents so they can check it.

	Tasks
<p><b>Chinese Community Language</b></p> 	<p>Topic : "Workers in community".                      Watch pre-recorded video and may help you complete Chinese work.                      课题“社区工作者”，同学们在做作业之前，请先看上课录像。</p> <p>Year 1 Task 学习任务：</p> <p>1, Copy Hanzi then upload to Seesaw. 抄写字词, 完成作业后传到 Seesaw.                      2, Read aloud Text 2. You may read to your parents. 大声朗读课文，然后读给家长听。你也可以上传你的朗读到 Seesaw.</p> <div style="display: flex; justify-content: space-around; align-items: center;"> <div data-bbox="616 1157 840 1189" style="text-align: center;"> <p>一年级抄写作业：</p>  </div> <div data-bbox="1299 1157 1444 1189" style="text-align: center;"> <p>阅读课文：</p>  </div> </div>

**Tasks**

**Chinese LOTE**




Week 7-8 Lesson Video:  
[https://nsweducation.zoom.us/rec/play/CEMz5Klsoh5OvebL6EAPyLr6elHGkkMV1jY-cMnRaZSGV4Ck3x25ALq3Bf5oMs-XaNsa\\_cyf837tXyKe.dqevtyOwL8BhKCpX?autoplay=true&startTime=1629091165000](https://nsweducation.zoom.us/rec/play/CEMz5Klsoh5OvebL6EAPyLr6elHGkkMV1jY-cMnRaZSGV4Ck3x25ALq3Bf5oMs-XaNsa_cyf837tXyKe.dqevtyOwL8BhKCpX?autoplay=true&startTime=1629091165000)  
 practice writing the character 这是, 妹.


这	丶	一	夕	文	文	讠	这	这	这	这	这
是	丨	口	日	日	旦	早	早	昷	是	是	是
妹	亻	女	女	女	孃	孃	妹	妹	妹	妹	妹

use learnt words to complete the following phrases: 妈妈, 爸爸, 家, 我, 妹妹

zhè 这	shì 是		
zhè 这	shì 是		
zhè 这	shì 是		
zhè 这	shì 是		

Challenge yourself: do you think you can complete the following sentences by using learnt words.

Tasks															
	<table border="1" style="width: 100%; text-align: center;"> <tr> <td style="width: 12.5%;">这</td> <td style="width: 12.5%;">是</td> <td style="width: 12.5%;">我</td> <td style="width: 12.5%;">的</td> <td style="width: 12.5%;"></td> <td style="width: 12.5%;"></td> <td style="width: 12.5%;">。</td> </tr> <tr> <td>这</td> <td>是</td> <td>我</td> <td>的</td> <td></td> <td></td> <td>。</td> </tr> </table> <p>Quizlet – interactive learning  <a href="https://quizlet.com/_a03mqy?x=1jq&amp;i=wqtwf">https://quizlet.com/_a03mqy?x=1jq&amp;i=wqtwf</a></p>	这	是	我	的			。	这	是	我	的			。
这	是	我	的			。									
这	是	我	的			。									
<p><b>Arabic Community Language</b></p> 	<p><b>Weeks 7-8 Lesson Recording.</b>  <a href="https://nsweducation.zoom.us/rec/share/iXjqaG22JYXRiWLi8hXzR39s3HWiaY7GILsKNLWZYbuBBF2HeyXfDKY00YJvsD8k.LfvPWpwctMoYnVwg">https://nsweducation.zoom.us/rec/share/iXjqaG22JYXRiWLi8hXzR39s3HWiaY7GILsKNLWZYbuBBF2HeyXfDKY00YJvsD8k.LfvPWpwctMoYnVwg</a></p> <p><b>1. Worksheet Instructions: Copy the sentence in Arabic and English twice. Copy the vocab words three times in Arabic and once in English.</b></p> <div style="display: flex; justify-content: space-around;"> <div style="border: 1px solid black; padding: 5px; width: 45%;"> <p><b>Stage 1 Community Helpers Worksheet Weeks 7-8</b>  <small>Instructions: Copy the sentence in Arabic and English twice.</small>                      Teachers work at schools.                      يعمل المعلمون في المدارس.</p> <hr/><hr/><hr/> <p><b>Vocab Words</b>  <small>Instructions: Copy the vocab words three times in Arabic and once in English.</small></p> <p>Teacher                      معلم</p> <hr/><hr/> </div> <div style="border: 1px solid black; padding: 5px; width: 45%;"> <p>Learn                              تعلم</p> <hr/><hr/> <p>School                              مدرسة</p> <hr/><hr/> </div> </div>														

Tasks	
	<p><b>2. Activity Instructions: Watch the video and write down 2-4 of the community helpers in Arabic and English. Draw a picture of your favourite community helper. Upload your work in Seesaw.</b></p> <p><a href="https://www.youtube.com/watch?v=9objGnxE2eE">https://www.youtube.com/watch?v=9objGnxE2eE</a></p>
<p><b>Spanish LOTE</b></p> 	<p><b>Stage 1 Week 7-8 Spanish LOTE</b></p> <p><b>Please access the video link below to watch recorded language lesson.</b></p> <p><a href="https://nsweducation.zoom.us/rec/share/QBYRMD_74GpRBSkrUHk7Edvmbtfnzi-PLBzU8Zc0KhalTZrKhCTYuvl3oozxt-d-x.dIXtqbnXng_8a-vR?startTime=1629335518000">https://nsweducation.zoom.us/rec/share/QBYRMD_74GpRBSkrUHk7Edvmbtfnzi-PLBzU8Zc0KhalTZrKhCTYuvl3oozxt-d-x.dIXtqbnXng_8a-vR?startTime=1629335518000</a></p> <p>1. Practice some fun games to remember body parts.</p> <p><a href="https://www.123teachme.com/learn_spanish/vocabulary_children_203/#!/3">https://www.123teachme.com/learn_spanish/vocabulary_children_203/#!/3</a></p> <p><a href="https://www.123teachme.com/games/drag_n_match/category/children_body_parts">https://www.123teachme.com/games/drag_n_match/category/children_body_parts</a></p> <p>2. Watch the Zoom recording and answer the following questions in <b>SPANISH</b>:</p> <ul style="list-style-type: none"> <li>• De que color son mis ojos? (What colour are my eyes?)</li> <li>• De que color es tu pelo? (What colour is your hair?)</li> <li>• Como es tu pelo? (What type of hair you have?)</li> </ul> <p>For example:  <b>Tengo los ojos miel.</b> (My eyes are honey colour)  <b>Tengo el pelo largo.</b> (My hair is long)  <b>Tengo el pelo marron.</b> (My hair is brown)  <b>Tengo el pelo lizo.</b> (My hair is straight)</p> <p>3. Write down who is in the picture and create an audio recording of you saying who is in the picture. Make sure you first start the audio recording with our classroom routine:</p>

	<b>Tasks</b>
	<ul style="list-style-type: none"><li>- Buenos Dias/Buenas tardes</li><li>- Hoy es.....dia</li><li>- El tiempo es .....</li><li>- La fecha es .....</li></ul>