



# Framework for Learning from Home – Year 1 Week 7

## BOOK WEEK: 23<sup>rd</sup> August – 27<sup>th</sup> August

You will need help from a parent/carer. Show each completed activity to your parents so they can check it and/or help you post it on Seesaw.

	Monday 23 <sup>rd</sup> August 2021	Tuesday 24 <sup>th</sup> August 2021	Wednesday 25 <sup>th</sup> August 2021	Thursday 26 <sup>th</sup> August 2021	Friday 27 <sup>th</sup> August 2021
Task	Take lots of breaks today!	Take lots of breaks today!	Take lots of breaks today!	Take lots of breaks today!	Take lots of breaks today!
Session 1	<p><b>English</b></p> <p><b><u>Sound Waves</u></b></p> <p>Go to <u>Unit 25</u> on <a href="http://www.soundwaveskids.com.au">www.soundwaveskids.com.au</a> This week's sound is "or, a". Click on the <i>Sound Info Kit</i>. Listen to the chant and do the actions.</p> <p>Click on <i>List Words</i>, read your "or, a" words and write them in alphabetical order.</p> <p>Explore the sound further by clicking on the <i>Segmenting Tool</i>. Use this tool to work out how many sounds are in each word.</p> <p><b><u>Reading</u></b></p> <p>Choose a <i>fictional</i> Picture Book or a levelled book to read aloud from <a href="http://www.in2era.com.au">www.in2era.com.au</a> or</p>	<p><b>English</b></p> <p><b><u>Sound Waves</u></b></p> <p>Practise your "or, a" List Words by writing a sentence for 8 of your words using adjectives, verbs and adverbs.</p> <p>Explore the sound and play the <i>Grapheme Sort</i> game on <a href="http://www.soundwaveskids.com.au">www.soundwaveskids.com.au</a></p> <p><b><u>Reading</u></b></p> <p>Choose a <i>non-fictional</i> book or a levelled book to read aloud from <a href="http://www.in2era.com.au">www.in2era.com.au</a> or from your home with a parent/carer. Before reading the book, talk about what you think is going to happen</p>	<p><b>English</b></p> <p><b><u>Reading</u></b></p> <p>Listen to Mr Philpott read <i>The Pigeon Finds a Hotdog</i> by Mo Willems on Seesaw.</p> <p>or</p> <p>choose a <i>fictional</i> book to read aloud with a parent/carer. After reading the story, retell what happened at the beginning, middle and end.</p> <p><b><u>Writing</u></b></p> <p>Yesterday you learnt about persuasive writing and what OREO means (Opinion, Reason, Example, Opinion). Now that you have read <i>The Pigeon Finds a Hotdog</i>, think of two or more reasons why</p>	<p><b>English</b></p> <p><b><u>Sound Waves</u></b></p> <p>Complete the "or, a" Student Activity page (page 54) by going to the Sound Waves website and clicking 'Student Activity Pages' or using the tools on Seesaw or filling it in below.</p>  <p>Explore the sound and play the <i>Unjumbler</i> game on <a href="http://www.soundwaveskids.com.au">www.soundwaveskids.com.au</a></p> <p><b><u>Reading</u></b></p> <p>Listen to Mr Philpott read <i>The</i></p>	<p><b>English</b></p> <p><b><u>Sound Waves</u></b></p> <p>Complete the "or, a" Student Activity page (page 55) by going to the Sound Waves website and clicking 'Student Activity Pages' or using the tools on Seesaw or filling it in below.</p>  <p>Explore the sound and play the <i>Grapheme Trek</i> game on <a href="http://www.soundwaveskids.com.au">www.soundwaveskids.com.au</a></p> <p><b><u>News:</u></b></p> <p>What is your favourite Animal? Give 3 reasons why</p>

Monday 23<sup>rd</sup> August 2021

from your home with a parent/carer and answer these questions.

- What was this book about? Who was your favourite character and why?

### Mrs Papadopolous' Writing Lesson

Look at the PowerPoint Presentation on Persuasive Writing. After viewing the presentation, you will need to decide; 'Is playing outside better than playing inside?' Once you have your opinion, you will be writing a text to persuade your teacher using the OREO template or in your workbook. Depending on how many reasons you have, will determine which OREO template you use.

Title	
O	
Reason 1	Reason 2
R	R
Example	Example
E	E
O	

Tuesday 24<sup>th</sup> August 2021

by looking at the pictures.

### Mrs Papadopolous' Writing Lesson

Look at the PowerPoint Presentation on Persuasive Writing. After viewing the presentation, you will need to decide; 'Should children watch television?' Once you have your opinion, you will be writing a text to persuade your teacher using the OREO template or in your workbook. Depending on how many reasons you have, will determine which OREO template you use.

Title	
O	
Reason 1	Reason 2
R	R
Example	Example
E	E
O	

Wednesday 25<sup>th</sup> August 2021

the pigeon SHOULD share the hotdog with duckling and write your opinion, reasons and examples in four or more persuasive sentences. Don't forget your first sentence will be your opinion. Your next sentences will be your reasons backed up by your examples. Your final sentence is your opinion restated.

Don't forget your opinion and reason sentence starters that you have learnt.

For example:

I firmly believe the pigeon should share the hotdog with duckling.

To begin with, \_\_\_\_\_.

For example, \_\_\_\_\_.

Most importantly, \_\_\_\_\_.

For example, \_\_\_\_\_.

For the above reasons, I strongly believe the pigeon must share the hotdog with duckling.

(If you read another book, think of reasons why YOU should share your food)

Thursday 26<sup>th</sup> August 2021

*Pigeon Finds a Hotdog* by Mo Willems on Seesaw.

or

Choose a *fictional* book to read aloud with a parent/carer.

### Writing

Now that you have read *The Pigeon Finds a Hotdog* again, think of two or more reasons why the pigeon SHOULD NOT share the hotdog with duckling and write your opinion, reasons and examples in four or more persuasive sentences. Don't forget your first sentence will be your opinion. Your next sentences will be your reasons backed up by your examples. Your final sentence is your opinion restated.

Use different sentence starters today.

For example:

In my opinion the pigeon should not share the hotdog with duckling.

One reason is, \_\_\_\_\_.

For example, \_\_\_\_\_.

Friday 27<sup>th</sup> August 2021

that Animal is so great and why it is your favourite.

Your News needs to convince your audience that this Animal is the best and you must give at least 3 reasons to explain why.

### Writing

Is it better to be an only child or have siblings? Choose which you think is better and explain why in at least three sentences. You need to persuade me with a strong opinion (first sentence) and even stronger reasons and examples (next sentences) as to why you have chosen either being an only child or having siblings.

For example:

I strongly believe that \_\_\_\_\_ is better than \_\_\_\_\_.

To begin with, \_\_\_\_\_.

For example, \_\_\_\_\_.

Furthermore, \_\_\_\_\_.

For example, \_\_\_\_\_.


For the above reasons, \_\_\_\_\_.

Monday 23 <sup>rd</sup> August 2021		Tuesday 24 <sup>th</sup> August 2021		Wednesday 25 <sup>th</sup> August 2021	Thursday 26 <sup>th</sup> August 2021	Friday 27 <sup>th</sup> August 2021
			<div><div><div>Title</div><div>Object</div><div>O</div><div><div><div>Reason 1</div><div>R</div><div>Evidence</div><div>E</div></div><div><div>Reason 2</div><div>R</div><div>Evidence</div><div>E</div></div></div><div>O</div><div>Observation</div></div></div> <div><p><b><u>Library</u></b></p><p>We will have a zoom session with Mr Philpott. (See the Seesaw Activity for more details)</p><p><b>10:30am-11am:</b> 1D, 1P, 1T</p><p><b>11:30am-12pm:</b> 1C, 1K, 1L, 1W</p></div>	<p>Another reason is, _____. For example, _____. I hope you agree that the pigeon must not share the hotdog with duckling. (If you read another book, think of reasons why YOU should not share your food)</p> <div><div><div>Title</div><div>Object</div><div>O</div><div><div><div>Reason 1</div><div>R</div><div>Evidence</div><div>E</div></div><div><div>Reason 2</div><div>R</div><div>Evidence</div><div>E</div></div></div><div>O</div><div>Observation</div></div></div>	<div><div><div>Title</div><div>Object</div><div>O</div><div><div><div>Reason 1</div><div>R</div><div>Evidence</div><div>E</div></div><div><div>Reason 2</div><div>R</div><div>Evidence</div><div>E</div></div></div><div>O</div><div>Observation</div></div></div>	
Break	Break (30mins) Eat and Play	Break (30mins) Eat and Play	Break (30mins) Eat and Play	Break (30mins) Eat and Play	Break (30mins) Eat and Play	Break (30mins) Eat and Play
Session 2	Mathematics: <b><u>Fractions</u></b>	Mathematics: <b><u>Fractions</u></b>	WELLBEING WEDNESDAY!	Mathematics: <b><u>Time</u></b>	Mathematics: <b><u>Time</u></b> <a href="https://www.youtube.com/watch?v=3333333333">https://www.youtube.com/watch?v=3333333333</a>	

Monday 23<sup>rd</sup> August 2021

Watch the video:

<https://www.youtube.com/watch?v=yDhofz3TpEw>



You will be using objects around your home (such as buttons, Lego, pencils) to show half of a collection.

1. Show half of 6.
2. Show half of 10.
3. Show half of 14.
4. Show half of 18.

Take a photo of each of your collections.

Complete the worksheet:




Play some games on

Tuesday 24<sup>th</sup> August 2021

Watch the video:

<https://www.youtube.com/watch?v=5TDC6oU8ht4>

Complete the worksheet:



Play some games on [www.imathskids.com.au](http://www.imathskids.com.au)

Password: down064

**PDHPE**

**Catching Game:** Find a

Wednesday 25<sup>th</sup> August 2021

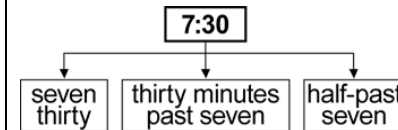
**12:00pm to 3:00pm**

- Do a virtual workout – some examples are Just Dance and GoNoodle
- Write a list/draw some things you are grateful for
- Play a boardgame with a family member



Thursday 26<sup>th</sup> August 2021

<https://www.youtube.com/watch?v=8RJzoyIVzV8>



Complete the following worksheet:

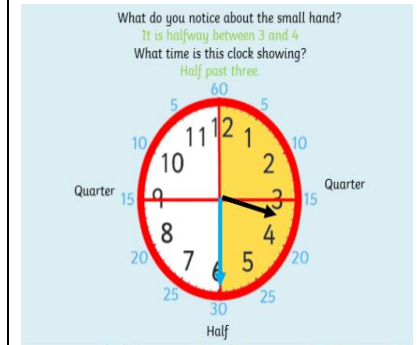


**PDHPE: Relationships**

Today you will be learning

Friday 27<sup>th</sup> August 2021

[ch?v=Xwazo-ePoA](https://www.youtube.com/watch?v=Xwazo-ePoA)



'hour hand' is the little hand  
'minute hand' is the big hand

If the minute hand is on the 6 and the hour hand is between the 2 and 3, what time is it?

If the minute hand is on the 6 and the hour hand is between the 4 and 5, what time is it?

If the minute hand is on the 9 and the hour hand is between the 7 and 8, what time is it?

Try drawing the clocks to show the time.

**PDHPE: Relationships**

Today you will be learning about trust. Trust is believing

Monday 23 <sup>rd</sup> August 2021		Tuesday 24 <sup>th</sup> August 2021	Wednesday 25 <sup>th</sup> August 2021	Thursday 26 <sup>th</sup> August 2021	Friday 27 <sup>th</sup> August 2021
	<a href="http://www.imathskids.com.au">www.imathskids.com.au</a> Password: down064  <b>PDHPE</b> <b>Rolling along a Line:</b> Make a line on the floor and roll a ball along it. You can move it on and control its direction with your hands by giving it little shoves. At the end of the line, you should pick it up and go back the other way. What tips have you got for keeping good control of the ball? Discuss it with an adult.	partner and a ball. Throw the ball in the air and catch it while the other person counts. Time yourself for 1 minute then ask your partner to swap over. You can try again. Can you improve? Collect the scores. Who got higher than...? Who managed to beat their time the longest?		about relationships and how to get along with others. Listen to the story "How I made a friend" by Daniel Georges. <a href="https://www.youtube.com/watch?v=sgeLV4thbr4">https://www.youtube.com/watch?v=sgeLV4thbr4</a> Think of all the things that make someone a good friend, such as playing together, talking nicely and taking turns. <b>List 5 things that you do to be a good friend.</b> Think of the things that people might do if they weren't being a good friend or they were being mean to others such as calling people names, not listening to other or not letting them play with the toys. <b>Share how you might feel if someone is being mean to you.</b>	another person will do the right thing. We usually trust other people when we know them and believe they will do the right thing and look after us and keep us safe. You are now going to think of people in your life you trust. Look at the 3 concentric circles. The smallest circle represents <b>your family (mother, father, brother, aunty)</b> The second circle represents <b>your friends.</b> The largest circle represents <b>people who help up (doctor, teacher, sports couch, neighbour).</b> <b>Think and record people who would fit into those three categories.</b> <b>Describe what trust means to you.</b>
<b>Break</b>	Break (1 hour) Eat and Play	Break (1 hour) Eat and Play	Break (1 hour) Eat and Play	Break (1 hour) Eat and Play	Break (1 hour) Eat and Play
<b>Session 3</b>	<b>Community Language</b> Complete an activity from the Community Language framework on Seesaw.	<b>Science &amp; Technology</b> <b><u>Earth and Space</u></b> Play this quick game with someone in your family. <ul style="list-style-type: none"> <li>Shake like it's freezing</li> </ul>	<b>WELLBEING</b> <b>WEDNESDAY!</b> <b>12:00pm to 3:00pm</b>	<b>Geography</b> <b><u>Weather and Seasons</u></b> Have a look at Darwin on the map of Australia. (Or ask someone to help you find	<b>Creative Arts</b> <b><u>Visual Arts</u></b> Re-read the story 'Ernie Dances to the Didgeridoo' <a href="https://www.youtube.com/">https://www.youtube.com/</a>



Monday 23<sup>rd</sup> August 2021

Tuesday 24<sup>th</sup> August 2021

Wednesday 25<sup>th</sup> August 2021

Thursday 26<sup>th</sup> August 2021

Friday 27<sup>th</sup> August 2021

cold, sway like it's warm, jump like it's boiling hot, shiver like it's raining, freeze like it's snowing.

For the next week we are going to collect data on the weather. This means each day you will need to fill in the table provided of what the weather is like for that day! You will draw a picture and describe the weather. Do you think the weather will change each day? What do you think the weather will be like this week?

Weather Report	
Draw a picture of the weather today:	Describe what the weather is like today:
Tuesday	
Wednesday	
Thursday	
Friday	
Monday	
Tuesday	

Darwin on Google Earth) Is it at the top or the bottom of Australia? Is it near the equator? Do you think it is hot or cold in Darwin? Why?

Near Darwin, there is a place called Arnhem Land and there are 6 seasons there. **(Kudjewk, Bangkereng, Wurrkeng, Kurrung and Kunumeleng).**

The Aboriginal community in Arnhem Land is the Gunbalanya people, the community in Sydney is the Biddigal people, and there are many other language groups throughout Australia.

Read the book 'Ernie Dances to the didgeridoo' <https://www.youtube.com/watch?v=PbEjwdXrc98>

Choose one of the seasons mentioned in the book. Tell your teacher some of the things that Ernie or his friends do in the book during that season. For example, "In Kurrung, the hot dry season, Patrick and his little sisters eat icypoles."


[watch?v=PbEjwdXrc98](https://www.youtube.com/watch?v=PbEjwdXrc98)

Pretend that you are in Arnhem Land. Draw a picture of what you would do in your favourite season. Look at what the characters in the book did during those seasons to help you.

E.g. Your favourite Aboriginal Season may be Kudjewk, the monsoon season. You could draw yourself surfing in the puddles like Sammi did in the book.

OR Wurrkeng, the early dry season. You could draw yourself catching a file snake like Tammy.

Be creative! Make sure to draw with detail and colour in your picture! You can use any materials you like, including crayons, paint, collage paper, leaves or twigs from outside etc.

“or, a” List Words		“or, a” Extension List Words	
BLM WL24  or a			
all	corn	always	sport
ball	torn	bought	storm
tall	horn	brought	straw
call	more	caught	talking
or	saw	draw	warm
for	your	football	worn
fork	four	horse	you’re
cork	because	quarter	yourself


Sound Waves 1 Black Line Masters © Barbara Murray and Terri Watson 2011 Firefly Education

ISBN 978 1 74135 149 1

# Monday Writing Lesson 1: Powerpoint Slides (Worksheets below)

## Persuasive Writing

With Mrs Papadopoulos



1 ⏮ ★ 0:08

### OREO Opinion



What is an opinion?  
An opinion is a belief, judgement or  
way of thinking about something.  
How do you as a writer tell about  
your opinion? Think OREO!

**O**pinion - Tell your readers  
how you feel about  
something.

**R**eason - Tell your readers  
why you feel that way.

**E**xamples - Give your readers  
3-5 examples of why you feel that  
way. Use "because" and "since".

**O**pinion - Tell your readers  
one more time about your  
opinion and tell your feelings.

2 ⏮ ★ 1:17

### Children Should Learn How to Swim

**O**pinion: I believe that all children should **definitely** learn how to swim.


**R**eason 1: Firstly, children **need** to learn how to swim so they can stay safe around water.

**E**xamples: Learning to swim is a life saving skill. If a child accidentally falls in the water and doesn't know how to swim, they **will** drown.

**R**eason 2: Another reason **is**, swimming is **certainly** great exercise.

**E**xamples: Children **need** to exercise regularly so that they can be fit and healthy. Furthermore, swimming really helps to strengthen children's muscles.

**O**pinion restated: For all of these reasons above, all children **must** learn how to swim.




3 ⏮ ★ 2:14

### Repeating Opinion (last paragraph)

#### Sentence Starters

For the reasons above,  
To end with,  
In conclusion,  
To conclude,  
I hope you agree,  
It is clear to see,




4 ⏮ ★ 0:30

### WRITING TIME

**Agree** **Disagree**

Is playing outside more fun than playing inside?



5 ⏮ ★ 0:17

**Title:**

**Opinion:**

**O**

**Reason:**


**R**

**Examples:**

**E**

**Opinion restated:**

**O**



6 ⏮ ★ 0:39

**Title:**

**Opinion:**

**O**

**Reason 1:**

**R**

**Examples:**

**E**

**Reason 2:**


**R**

**Examples:**

**E**

**Opinion restated:**

**O**



7 ⏮ ★ 0:08

**Title:**

**Opinion:**

**O**

**Reason 1:**

**R**

**Examples:**

**E**

**Reason 2:**

**R**

**Examples:**

**E**

**Reason 3:**


**R**

**Examples:**

**E**

**Opinion restated:**

**O**




8 ⏮ ★ 0:31

### Opinion Sentence Starters

**strongly** **truly** **totally** **really** **definitely** **firmly**


I believe...  
I feel...  
I think...  
I know...  
In my opinion...



9 ⏮ ★ 0:25

### Reason Sentence Starters


Firstly... To start with... To begin... My first reason is...  
Secondly...  
One reason is...  
Another reason is...  
Next...  
Furthermore...  
Most importantly...  
In addition,  
Finally...  
Last but not least...



10 ⏮ ★ 0:22

Your class teachers and I can't wait to see your excellent writing!

Don't forget to take a picture of your completed work and upload it to SeeSaw.



11 ⏮ ★ 0:24



## Tuesday Writing Lesson 2: Powerpoint Slides (Worksheets below)

# Persuasive Writing

With Mrs Papadopoulos

1 ⚡ 0:07

# Modality Words

Modality words are used to show how likely something is to happen.  
We use high modality to make our writing more persuasive.

2 ⚡ 0:19

### Low and High Modality Words

Low Modality	High Modality
may	will
could	must
sometimes	never
might	certain
might not	has to
possible	would
	definitely

3 ⚡ 0:46

### Let's see whether these sentences have low/high modality words in them.

↓  
People may have sore eyes if they watch too much television.  
↓  
Doing homework will help you to become a better learner.  
↓  
Cats might be easier to look after than dogs.  
↓  
We must wash our hands before we eat, so we get rid of germs.  
↓  
I am certain, eating fruit and vegetables will improve your health.

4 ⚡ 1:15

### Let's change these sentences from low modality to high modality.

Tip: The words that need changing have been **highlighted**.

#### Children should go to bed early on school nights

- Children should go to bed early so they get a good nights rest.
- Going to bed early, may help children concentrate better at school.
- Your body should heal and grow better with a good nights sleep.
- It is possible that children will have more energy the next day.
- Going to bed early could help children wake up early and get to school on time.

**High Modality Words**

will  
must  
never  
certain  
has to  
would  
definitely

5 ⚡ 1:58

### Writing Time

#### Should children watch television?

6 ⚡ 0:14

Title

O

Reasons

R

Examples

E

Conclusion

O

7 ⚡ 0:27

Title

O

Reasons

R

Examples

E

Reasons

R

Examples

E

Conclusion

O

8 ⚡ 0:02

Title

O

Reasons

R

Examples

E

Reasons

R

Examples

E

Reasons

R

Examples

E

Conclusion

O

9 ⚡ 0:27

### Opinion Sentence Starters

strongly  
firmly  
definitely  
really  
totally  
truly

I believe...  
I feel...  
I think...  
I know...  
In my opinion...

10 ⚡ 0:07

### Reason Sentence Starters

Firstly... To start with... To begin... My first reason is...  
Secondly...  
One reason is...  
Another reason is...  
Next...  
Furthermore...  
Most importantly...  
In addition...  
Finally...  
Last but not least...

3 reasons = 3 different sentence starters

11 ⚡ 0:16

### My Persuasive Writing Checklist

- ☒ Strong Opinion
- ☒ 2/3 reasons and examples (using sentence starters)
- ☒ Repeated opinion again at the end
- ☒ Used joining words like: and, as, because
- ☒ Used high modality words
- ☒ Finger spaces, capital letters, commas and full stops

12 ⚡ 1:33

#### Should children watch television?

13 ⚡ 0:07

Your class teachers and I can't wait to see your excellent writing!

Don't forget to take a picture of your completed work and upload it to SeeSaw.

14 ⚡ 0:32

Title:

Opinion:

O

Reason:

R

Example::

E

Opinion restated:

O

Title:

Opinion:

O

Reason 1:

R

Examples:

E

Reason 2:

R

Examples:

E

Opinion restated:

O

Title:

Opinion:

O

Reason 1:

R

Examples:

E

Reason 2:

R

Examples:

E

Reason 3:

R

Examples:

E

Opinion restated:

O


## Monday MATHS – Fractions

iMoths 1 Differentiation Tasks




**NA27** Fractions

- 1 Ava and Lily are sharing a picnic lunch. They each drank half a glass of juice. Colour half of each glass.



- 2 Draw lines to cut the food into halves.




## Tuesday MATHS - Fractions

iMoths 1 Differentiation Tasks

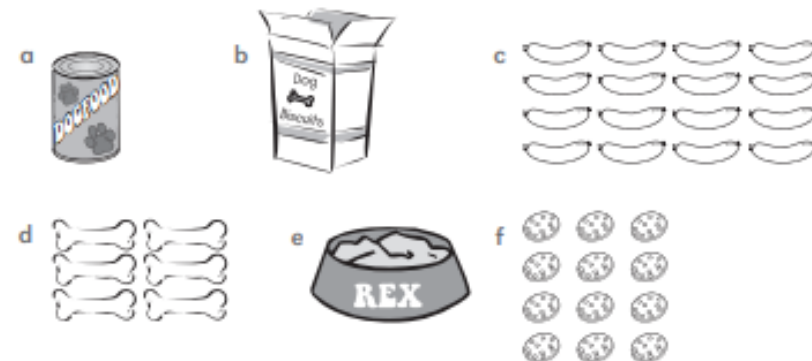


**NA27** Fractions

- 1 To make a fruit salad, you will need half of each fruit below. Draw a line and colour half of each fruit.



- 2 It's time to feed the pets. Share the dog food. Draw a line to show halves.



## Thursday MATHS – Time

## MG7 Clock time – half past

When the minute hand of the clock points to the 6, we say half past. This clock shows half past 9.

9:30

half past 9

← Analogue time

← Digital time

← We say

1 Write the missing digital time.

:

half past 9

:

half past 2

:

half past 5

:

half past 11

2 Write the missing time.

10:30

6:30

1:30

7:30

3 Draw the missing hands on each clock.

8:30

half past 8

3:30

half past 3

9:30

half past 9

6:30

half past 6

108 | Maths | Student Book

ISBN 978 1 74135 176 7


## Friday MATHS - Time

What do you notice about the small hand?

It is halfway between 3 and 4

What time is this clock showing?

Half past three.



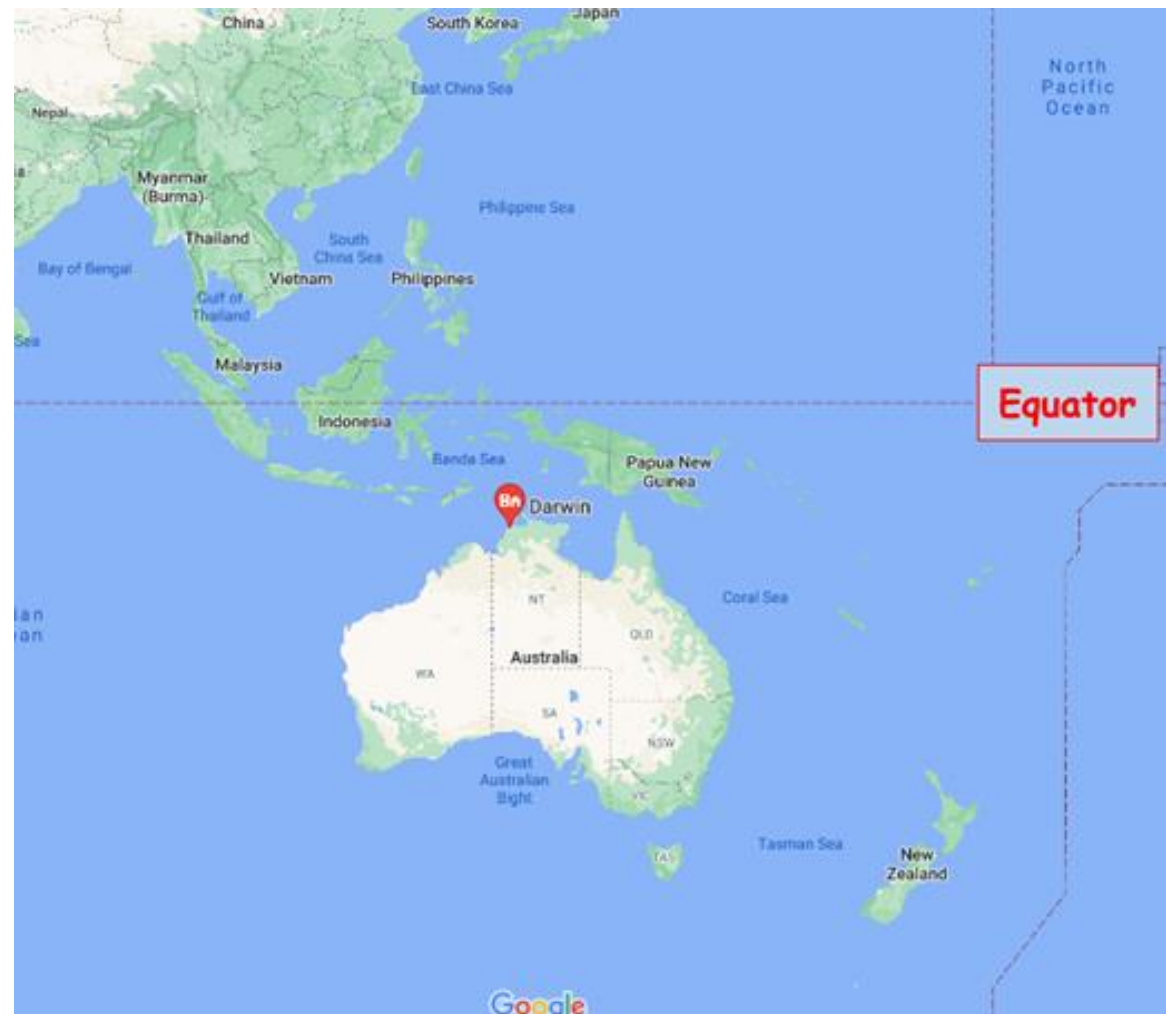


## Tuesday SCIENCE – Earth and Space

### Weather Report

Draw a picture of the weather today:	Describe what the weather is like today:
Tuesday	
Wednesday	
Thursday	
Friday	
Monday	
Tuesday	

## Thursday GEOGRAPHY – Weather and Seasons



## Thursday - SOUNDWAVES

Unit  
25



or a



horse



ball



### List Words

all	or	corn	saw
ball	for	torn	your
tall	fork	horn	four
call	cork	more	because

### Letters

### Words


1 **Underline** the letter or letters for **or a** in each List Word. If any of these are not in the sound box, write them with a word example in the box above.

2 **Say** the name of each picture in the horse. **Colour** the parts **brown** if you hear **or a**.



3 **Write or** to finish the words. **Join** the pictures to the correct words.

★ We sometimes write **or** for **or a**, as in **horse**.

c \_ \_ n h \_ \_ n

t \_ \_ n b \_ \_ n

c \_ \_ k p \_ \_ k

f \_ \_ k w \_ \_ n

4 **Colour** the letter or letters for **or a** in the words in the box. **Finish** the sentences with these words.

for ball  
Four saw

We went \_ \_ \_ \_ a walk.


We \_ \_ \_ \_ a duck with a \_ \_ \_ \_.

\_ \_ \_ \_ horses were eating corn.


## Friday - SOUNDWAVES

5 **Make** real words with the letters in the horses.


b  
d  
t  
sp



c  
s  
j  
h



c  
g  
f  
n




6 **Write** letters for **or a** to finish the words in the box. **Use ore, our or au.** Finish the sentences with these words.

m \_ \_ \_

Is this \_ \_ \_ \_ corn?

y \_ \_ \_

Do you want \_ \_ \_ \_ balls?

bec \_ \_ se

His arm is sore \_ \_ \_ \_ he

f \_ \_ \_

had a fall.



7 **Circle** the correct word for each clue.

the side of a room – call wall tall

a number – your four

part of your head – saw paw jaw

you put this in a bottle – cork fork pork

you eat this – torn horn corn