



Framework for Learning from Home – Kindergarten

Languages - Term 3 Week 7-8

Please find **your language class** below and choose ONE task to complete each week. You will need help from a parent/carer. Show each completed task to your parents so they can check it.

Tasks	
<p>Chinese Community Language</p> 	<p style="text-align: center;"> <small>kè tí</small> <small>nóngchǎngdòng wù</small> Topic 课题: Farm Animals 农场 动物 </p> <p>Please watch pre-recorded video and may help you complete Chinese work easily. 请观看预先录制的视频, 可以帮助你轻松完成 中文作业。</p> <p>https://nsweducation.zoom.us/rec/play/VkyruCwzL5UyvNdb4WYh4OWUZn-W4uRhfvjL9dd00wIC6gK7DuEqNCATyGltszFQGh9OS8-rrj2WQ-OO.nQT84VpxHQ5386yl?continueMode=true</p> <div style="border: 1px solid black; padding: 5px; margin: 10px 0; text-align: center;"> <p style="font-size: small;"> niú yáng mǎ jī yā 牛cow, 羊sheep, 马horse, 鸡chicken, 鸭duck, é zhū 鹅goose, 猪pig </p> </div> <p>Key animal Hanzi:</p> <p style="text-align: center; font-size: 2em; margin: 10px 0;"> dà xiǎo 大 (big), 小 (small) </p> <p>1. Our focus words are</p> <p style="text-align: center;">Practice writing Hanzi, make sure to follow the correct stroke order and then upload your work to Seesaw. <small>àn zhào bǐ huàshùn xù liàn xí xiě zì</small> 按照笔画顺序练习写字, <small>bǎ nǐ de zuò yè shàng chuán dào</small> 把你的作业上传到 Seesaw。</p>

Tasks



Combine 小、大 with 牛 to make phrases: 大牛、小牛, label the picture using 大牛、小牛



2. Choose one video to sing the poem 咏鹅, then memorise or sing the poem, record your work and upload it to Seesaw. (attached 咏鹅)

qǐng gēnzhe shìpín yìqǐ xué chàng yǒng é , rán hòu chàng gěi jiā rén tīng . bèi sòng yǒng é shī , bǎ nǐ de lù xiàng shàng chuán
请跟着视频一起学唱《咏鹅》，然后唱给家人听。背诵《咏鹅》诗，把你的录像上传
dào Seesaw。

- a. <https://www.youtube.com/watch?v=t7q70yhQ3Ro> 中华文化国学经典，耳目一新的唱跳古诗。
- b. https://www.youtube.com/watch?v=je9WRKM_zpY
[经典咏流传]王迅自创“鹅舞”，和4岁的王恒屹同台演绎《咏鹅》

Extension: 《咏鹅》 Use colour pencils to trace the words and then colour the picture or create your own picture to match the poem. (see attachment)

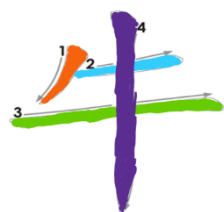
Tasks

扩展活动：《咏鹅》^{yǒng é}用彩色笔描字，然后给鹅涂色或自己画画与诗相配。（详见附件）

Chinese LOTE



- niú
1. Our focus word is “牛”, English meaning is “cow”.
- Practice writing Hanzi 牛 (cow), make sure to follow the correct stroke order.



Write "牛" once with a colour pencil. One colour represents one stroke (see the sample). Then copy the word "牛" five times and upload your work to Seesaw.

2. Access the Quizlet link to learn and practice Chinese words related to farm animals.

https://quizlet.com/_a03o7f?x=1jqt&i=wqtwf

Practise the sentence structure, record your sentences and upload to Seesaw.

这是什么？ zhe shi shen me? (What is this?)

这是牛。 zhe shi niu. (This is cow.)

3. Prerecorded Zoom lesson:

<https://nsweducation.zoom.us/rec/share/HGP2p8Q2fVrJynn0zZV0XS2hYaQeWLZ2zWzR0zxneBMjgzE1QOI1XnL-ACISL5PP.laDDqxIAoPPfmPAD?startTime=1629260183000>

Tasks

Arabic
Community
Language




Weeks 7-8 Lesson Recording.

https://nsweducation.zoom.us/rec/share/FVOUqRjOi25vWOvIGHRhXrcrSw8OAO04baZKWA8sZAvWldbl1_2HC01mRHbqgbw5.Eiw6aiazr_eUo8wV

1. Worksheet Instructions: Copy the Arabic word three times and colour in the animal


Copy the Arabic word three times and colour in the animal



جَامُوسٌ
Buffalo

Copy the Arabic word here: جَامُوسٌ


Copy the Arabic word three times and colour in the animal



إِوزَةٌ
Goose

Copy the Arabic word here: إِوزَةٌ

Copy the Arabic word three times and colour in the animal



جَمَازٌ
Donkey

Copy the Arabic word here: جَمَازٌ

2. Activity Instructions: Watch the video and write down 1-3 Farm Animals in Arabic and English. Draw a picture of your favourite animal. Upload your work in Seesaw.

<https://www.youtube.com/watch?v=pZNI2DcHNWY>

咏鹅

唐·骆宾王



鹅 鹅 鹅，
曲项向天歌。
白毛浮绿水，
红掌拨清波。

