

## Framework for Learning from Home – Early Stage 1, Term 3 Week 7

### 幼稚园在家学习大纲 – 第三学期第七周

You will need help from a parent/carer. Show each completed activity to your parents so they can check it and/or help you post it on Seesaw. 以下的一些作业，您可能需要父母的帮助。把你完成的作业给父母检查一下并上传到 Seesaw。

	Monday 23.08.21 星期一	Tuesday 24.08.21 星期二	Wednesday 25.08.21 星期三	Thursday 26.08.21 星期四	Friday 27.08.21 星期五
<b>Task</b> 任务	Can you make your bed? 你可以整理自己的床铺吗?	Can you pack your toys away after you use them? 你玩玩具后能把它收拾好吗?	What act of kindness can you do for a family member today? 今天你能为家庭成员做一件好事	Can you help set the table for dinner? 你能摆好餐具吗?	Can you help a family member today? 你今天能帮助一位家庭成员吗?
<b>Session 1</b> 上午	<b>Guided Reading 阅读 (in2era)</b>  Choose a book from in2era from your level to read to a family member. 选择一本与你同等阅读级别的书籍，读给家人听。  Website: 网站 <a href="http://www.in2era.com.au">www.in2era.com.au</a>	<b>Guided Reading 阅读 (in2era)</b>  Re read yesterday's book and then choose a new book from in2era to read to a family member. 重新阅读你昨天在 in2era 上读过的书，然后再选择同一级别的另一本书。把你的新书读给家人听。	<b>Guided Reading 阅读 (in2era)</b>  Choose a book from in2era from your level to read to a family member. 选择一本与你同等阅读级别的书籍，读给家人听。  Website: 网站 <a href="http://www.in2era.com.au">www.in2era.com.au</a>  Log in 登录: hurstville	<b>Soundwaves</b>  Today's sound is 'ff' for 'ring'. Listen to the chant on seesaw. 今天学习'ff'发音。  Explore the sound 'ff' on Soundwaves kids. 点击以下网站做练习 <a href="http://www.soundwaveskids.c">www.soundwaveskids.c</a>	<b>Guided Reading 阅读 (in2era)</b>  Re read Wednesday's book and then choose a new book from in2era to read to a family member. 重新阅读你周三读过的书。然后再选择同一级别的新书。把你的新书读给家人听。

Monday 23.08.21 星期一	Tuesday 24.08.21 星期二	Wednesday 25.08.21 星期三	Thursday 26.08.21 星期四	Friday 27.08.21 星期五
<p>Log in 登录: hurstville Password 密码: hurstville</p> <p>Choose a game to play. 玩玩游戏</p> <p><b>Soundwaves</b></p> <p>Today's sound is 'ss' for 'kiss'. Listen to the chant on Soundwaves. 今天学习'ss' 发音。</p> <p>Explore the sound "ss" on Soundwaves kids. 点击以下网站做练习 <a href="http://www.soundwaveskids.com.au">www.soundwaveskids.com.au</a></p> <p>Complete the student book activity either by telling your parents the answers or completing the worksheet. 告诉家长答案或完成学生用书活动部分。</p> <p><b>English 英文</b></p> <p>This week's focus fox</p>	<p>Website: 网站 <a href="http://www.in2era.com.au">www.in2era.com.au</a></p> <p>Log in 登录: hurstville Password 密码: hurstville</p> <p>Choose a game to play. 玩玩游戏</p> <p><b>Soundwaves</b></p> <p>Today's sound is 'ss'. Listen to the chant on Sound Waves. 今天学习'ss' 发音。</p> <p>Explore the sound "ss" on Soundwaves kids. 点击以下网站做练习 <a href="http://www.soundwaveskids.com.au">www.soundwaveskids.com.au</a></p> <p>Complete the match the work beginnings and endings (worksheet attached). 完成“匹配”单词开头和结尾活动。(见附件)</p> <p><b>English 英文</b></p> <p>Your focus fox words</p>	<p>Password 密码: hurstville</p> <p>Choose a game to play. 玩玩游戏</p> <p><b>Soundwaves</b></p> <p>Today's sound is 'ff' for 'off'. Listen to the chant on seesaw. 今天学习'ff' 发音。</p> <p>Explore the sound "ff" on Soundwaves kids. 点击以下网站做练习 <a href="http://www.soundwaveskids.com.au">www.soundwaveskids.com.au</a></p> <p>Complete the student book activity either by telling your parents the answers or completing the worksheet. 告诉家长答案或完成学生用书活动部分。</p> <p><b>English 英文</b></p> <p>Your focus fox words are: <b>toss, kiss, off, puff, see, go</b></p>	<p><a href="http://om.au">om.au</a></p> <p>Complete the match the work beginnings and endings (worksheet attached). 完成“匹配”单词开头和结尾活动。(见附件)</p> <p><b>English 英文</b></p> <p>Fill in the missing letters to make up the focus fox words. You may look at the words if you need help! <b>toss, kiss, off, puff, see, go</b></p> <p>t _ s s k i _ _ o _ _ _ _ f f s _ _ g</p> <p>Practise reading these words to a family member.</p> <p><b>Library zoom lesson with Mr Philpott – you</b></p>	<p>Website: 网站 <a href="http://www.in2era.com.au">www.in2era.com.au</a></p> <p>Log in 登录: hurstville Password 密码: hurstville</p> <p>Choose a game to play. 玩玩游戏</p> <p><b>Soundwaves</b></p> <p>Today's lesson will be a revision lesson. Explore all the sounds we have learnt, their chant and action. 今天复习学过的字母发音。</p> <p>Click on this link and press 'all sounds' 点击以下网站做练习 <a href="https://online.fireflyeducation.com.au/program/soundwaves/graphemes/unit/1/soundifokit">https://online.fireflyeducation.com.au/program/soundwaves/graphemes/unit/1/soundifokit</a></p> <p><b>English 英文</b></p> <p>Focus fox words: <b>toss, kiss, off, puff, see, go</b></p> <p>Write three different sentences using a different focus fox word in each</p>

<b>Monday 23.08.21</b> 星期一	<b>Tuesday 24.08.21</b> 星期二	<b>Wednesday 25.08.21</b> 星期三	<b>Thursday 26.08.21</b> 星期四	<b>Friday 27.08.21</b> 星期五
<p>words are: <b>toss, kiss, off, puff, see, go</b></p> <p>Choose 3 colours and write your focus fox words. Can you make a colour word pattern?</p> <p>Listen to the Seesaw video on 'Harry' and 'Noir' Mr. Steed's cats.</p> <p>Colour the picture of one of Mr. Steed's cats and match the labels to its body parts.</p> <p>Tell your parent/carer what Harry or Noir looks like.</p> <p>Write a sentence or more about what Harry or Noir looks like. Remember to use as many adjectives as you can. Adjectives are describing words like black, little, big, soft and fluffy.</p> <p>E.g Noir is a pet cat.</p>	<p>are: <b>toss, kiss, off, puff, see, go</b></p> <p>Can you write your focus fox words on a piece of paper? Cut out each word and place the words face down on a flat surface. Choose a card and turn it over. Read each word to your parent/carer. You might like to replay this game and then rewrite your words again.</p> <p>Watch Mr. Steed's cats Harry and Noir eating their food on Seesaw.</p> <p>Write a sentence or two explaining what Harry and Noir like to eat and drink.</p> <p>E.g Harry likes to eat _____ and _____.</p> <p>He drinks _____.</p> <p>Noir likes to eat _____</p>	<p>Can you find sticks, leaves, pasta, playdough, pegs etc to make your focus fox words?</p> <p>Look at the pictures on Seesaw showing us 'Where Harry and Noir live.'</p> <p>Write a sentence or two explaining where Harry and Noir live.</p> <p>E.g Harry and Noir live _____.</p> <p>They have _____.</p> <p>They like _____.</p> <p>Draw a picture to match your sentence.</p> <p>本周的焦点词是: <b>toss, kiss, off, puff, see, go</b></p> <p>用家里的不同材料做出焦点词, 如, 木条, 橡皮泥, 树叶, 意大利通心</p>	<p><b>may like to dress up as a character of your choice or wear something special for book week. Whatever you choose must be something you already have at home.</b></p> <p>Write a sentence or more about some interesting facts on Harry and Noir.</p> <p>E.g Harry and Noir _____.</p> <p>They _____.</p> <p>Draw a picture to match your sentence.</p> <p>填上所缺的字母, 以组成单词。如果你需要帮助, 你可以看看这些词: <b>toss, kiss, off, puff, see, go</b></p> <p>t _ s s</p> <p>k i _ _</p>	<p>sentence. Circle the focus fox word you have used. Read your sentences to a family member.</p> <p>本周的焦点词是: <b>toss, kiss, off, puff, see, go</b></p> <p>用不同的焦点词写出三个不同的句子。圈出你用过的单词。把你的句子读给家人听。</p> <p><b>Geography 地理</b></p> <p><b>Today we are going to be learning about why places are special to different people. 为什么每个人都有自己特别的地方?</b></p> <p>Last week the teachers told you about their special places. Were all their places the same?</p> <p>上周老师讲了他们的特殊地方。他们的特殊地方都一样</p>

Monday 23.08.21 星期一	Tuesday 24.08.21 星期二	Wednesday 25.08.21 星期三	Thursday 26.08.21 星期四	Friday 27.08.21 星期五
<p>Noir has _____.</p> <p>She has _____.</p> <p>本周的焦点词是: <b>toss, kiss, off, puff, see, go</b></p> <p>选择 3 种颜色, 写写焦点词汇。你能做一个彩色的字图案吗?</p> <p>看一看 'Harry' and 'Noir' Mr. Steed's cats. 视频。</p> <p>给 Steed 先生的一只猫涂上颜色, 并标出身体部位。</p> <p>告诉你的父母/看护人 Harry 和 Noir 长什么样。</p> <p>写一句描写 Harry 和 Noir 长相的句子。记住多用形容词。形容词有: 黑色、小、大、软和蓬松等词。</p> <p>如: Noir 是一只宠物猫。</p> <p>Noir 有 _____.</p> <p>它有 _____.</p>	<p>and _____.</p> <p>She drinks _____.</p> <p>Draw a picture to match your sentence.</p> <p>本周的焦点词是: <b>toss, kiss, off, puff, see, go</b></p> <p>你能在一张纸上写下你的焦点语吗? 剪下每个单词, 将单词面朝下放在平台上。翻开一张卡片, 把每个单词读给你的父母/看护人听。你可以多玩几遍。</p> <p>看一看 Mr. Steed's cats Harry and Noir eating their food 视频。</p> <p>写一两句话描写一下 Harry 和 Noir 喜欢吃什么, 喝什么?</p> <p>如: Harry 吃____和____。</p> <p>它喝_____。</p> <p>Noir 吃____和____。</p> <p>它喝_____。</p>	<p>粉, 夹子等。</p> <p>Seesaw 上看看图片 'Where Harry and Noir live.'</p> <p>写一两句话描写一下 Harry 和 Noir 住在哪里。</p> <p>如: Harry 和 Noir 住在_____。</p> <p>它们有_____。</p> <p>它们喜欢_____。</p> <p>把你的句子画出来。</p>	<p>o _ _</p> <p>_ _ f f</p> <p>s _ _</p> <p>g -</p> <p><b>Mr Philpott 图书馆 zoom 课</b></p> <p>你可以穿上喜欢的角色的服装, 或者在图书周穿上一些特别的衣服。无论你选择什么, 都是家里已有的衣服。</p> <p>写一两句话说说 Harry 和 Noir 的趣事。</p> <p>如: Harry 和 Noir _____。</p> <p>它们_____。</p> <p>把你的句子画出来。</p>	<p>吗?</p> <p>A place can be special because of how we feel about it and what we do there. 一个地方之所以特别, 是因为我们在那儿可以做我们喜欢的事情。</p> <p>Optional: Watch special places video 或: 看视频 <a href="https://www.youtube.com/watch?v=KYKbRvirZbU&amp;ab_channel=MichaelaLyons">https://www.youtube.com/watch?v=KYKbRvirZbU&amp;ab_channel=MichaelaLyons</a></p> <p>Think about your special place that you drew last lesson. What do you like to do there and how does it make you feel? 想想你上节课画的特别地方。你喜欢在那里做什么? 感觉如何?</p> <p>Listen to the story Tom Tom 听故事 <a href="https://www.youtube.com/watch?v=wpcJJBjJxBo">https://www.youtube.com/watch?v=wpcJJBjJxBo</a></p>

	Monday 23.08.21 星期一	Tuesday 24.08.21 星期二	Wednesday 25.08.21 星期三	Thursday 26.08.21 星期四	Friday 27.08.21 星期五
		把你的句子画出来。			<p>Discuss the following questions:</p> <p>What is one of Tom Tom's special places?</p> <p>What does Tom Tom like to do there?</p> <p>How do you think this place makes Tom Tom feel?</p> <p>讨论以下问题:</p> <p>Tom Tom 的一个特别的地方是什么?</p> <p>Tom Tom 喜欢在那里做什么?</p> <p>Tom Tom 是什么感受?</p>
<b>Break</b> 休息	Break (30 mins) Eat & Play 休息	Break (30 mins) Eat & Play 休息	Break (30 mins) Eat & Play 休息	Break (30 mins) Eat & Play 休息	Break (30 mins) Eat & Play 休息
<b>Session 2</b> 中午	<b>Mathematics – 数学</b> Fractions 分数 Watch Fractions- Finding a Half	<b>Mathematics -数学</b> Fractions 分数 Watch Ernie's Half Eaten Sandwich	<b>Mathematics 数学</b> Today we are going to revise the number 7 by completing a number	<b>Mathematics 数学</b> Time - o'clock 时间钟表 Today we are going to make an analog clock.	<b>Mathematics 数学</b> Time o'clock 时间钟表 Watch Cluck O'Clock 看视频

Monday 23.08.21 星期一	Tuesday 24.08.21 星期二	Wednesday 25.08.21 星期三	Thursday 26.08.21 星期四	Friday 27.08.21 星期五
<p>看视频</p> <p><a href="https://www.youtube.com/watch?v=yDhofz3TpEw">https://www.youtube.com/watch?v=yDhofz3TpEw</a></p> <p>Draw or make with playdough a sandwich, a cake, a pizza and an apple. Draw a line on each piece of food and then cut it in half with scissors.</p> <p>Are the 2 pieces equal? Is it a fair share?</p> <p>画一个三明治，一个蛋糕，一个比萨饼和一个苹果。在每一块食物上画一条线，然后用剪刀把它剪成两半。</p> <p>这两半相等吗？ 这是平分吗？</p> <p>Optional; Complete worksheet – Halves. Colour one half of each shape,</p>	<p>看视频</p> <p><a href="https://www.youtube.com/watch?v=bo_svGP-iO4">https://www.youtube.com/watch?v=bo_svGP-iO4</a></p> <p>Half Craft Activity</p> <p>Draw a line down the middle of your page. Colour one half of your star one colour and the other half another colour. You can colour each half of the background in different colours as well like the picture below. Add the face and remember be creative!</p> <p>“一半” 手工活动</p> <p>在页面中间画一条线。把你的星星的一半涂成一种颜色，另一半涂成另一种颜色。你可以把背景的每一半涂上不同的颜色，就像下图一样。记住要有创意！</p>	<p>talk.</p> <p>Write the number 7 in the middle of your piece of paper.</p> <p>How many ways can you make the number 7.</p> <p>Draw 7 cars.</p> <p>Write the word seven.</p> <p>Write the number that comes before 7.</p> <p>Show 7 using tally marks.</p> <p>I had 10 balloons and 3 balloons popped. How many balloons are left?</p> <p>Can you think of some more ways to make the number 7. Can you find the number 7 somewhere in your house. Be as creative as you like!</p> <p>今天我们复习数字 7 在纸的中间写上数字 7。 你有多少种方法可以构成</p>	<p>You will need to make a large circle shape by tracing around a plate or a bowl. You will need to write the numbers 1-12 around the edge of your clock. Draw and cut out a big and little hand for your clock.</p> <p>Watch the video with Ms Purdy to see how it is done.</p> <p>Use your clock to make these times:</p> <p>4 o'clock 10 o'clock 2 o'clock</p> <p>The time that you have lunch. The time that you wake up. The time that you go to bed.</p> <p>Keep the clock that you have made for tomorrow's activities.</p> <p>Complete the worksheet- Tell the</p>	<p><a href="https://www.youtube.com/watch?v=IUhK42DYUjo">https://www.youtube.com/watch?v=IUhK42DYUjo</a></p> <p>Complete the worksheet Analogue Time- O'Clock. You will draw the hour (big) and minute (small) hands onto the clocks to show the time.</p> <p>Can you also make these times on the clock that you made yesterday?</p> <p>完成作业；在时钟上画时针（大）和分针（小）来显示时间。</p> <p>你能在你昨天做的时钟上记下这些时间吗？</p> <p>Watch Hip Hop Around the Clock 看视频</p> <p><a href="https://www.youtube.com/watch?v=g6tJAY_7AL4">https://www.youtube.com/watch?v=g6tJAY_7AL4</a></p> <p>Play some games on iMaths Kids 玩游戏</p> <p><a href="http://www.imathskids.com.au">www.imathskids.com.au</a></p> <p>Student login 学生登录: some685</p>



<b>Monday 23.08.21</b> 星期一	<b>Tuesday 24.08.21</b> 星期二	<b>Wednesday 25.08.21</b> 星期三	<b>Thursday 26.08.21</b> 星期四	<b>Friday 27.08.21</b> 星期五
<p>或选：完成作业一半。 每个形状只涂一半颜色，</p> <p>Practice counting by 10s. 练习按 10 数数。</p> <p>Watch Count Together by 10s. 看视频</p> <p><a href="https://www.youtube.com/watch?v=W8CEOIAOGas">https://www.youtube.com/watch?v=W8CEOIAOGas</a></p>	 <p>Optional; Practice counting by 10s. 练习按 10 数数。</p> <p>Watch 看视频</p> <p><a href="https://www.youtube.com/watch?v=Ftati8iGQcs&amp;list=PLM95cb_Szq3am4n6jJw127QbBlDivZglc">https://www.youtube.com/watch?v=Ftati8iGQcs&amp;list=PLM95cb_Szq3am4n6jJw127QbBlDivZglc</a></p>	<p>数字 7。</p> <p>画 7 辆车。</p> <p>写 seven 这个字。</p> <p>写出 7 之前的数字。</p> <p>用计数符号显示 7。</p> <p>我有 10 个气球，3 个气球爆了。还有多少气球？</p> <p>你能想出更多的方法来做 7 吗？你能在家里发现 7 吗？要有创意！</p> <p><b>12-3pm Wellbeing Wednesday</b> 周三健康课</p> <p>Do a virtual workout – some examples are Just Dance and GoNoodle</p> <p>Write a list/draw some things you are grateful for.</p> <p>Play a boardgame with a family member. 做锻炼——比如跳舞</p>	<p>Time: Writing the Time.</p> <p>今天我们要做一个时钟。</p> <p>你需要在盘子或碗周围画一个大圆。在时钟的边上写上数字 1-12。为你的钟画一个大指针和一个小指针。</p> <p>与 Ms Purdy 一起观看视频。</p> <p>用你的时钟做出以下时间：</p> <p>四点钟 十点钟 两点钟</p> <p>你吃午饭的时间。 你起床的时间。 你睡觉的时间。</p> <p>把你做好的时钟放好，明天还要用。</p> <p>完成作业-说说时间：写写时间。</p> <p>Watch Learn to Tell Time video 看视频</p>	

	Monday 23.08.21 星期一	Tuesday 24.08.21 星期二	Wednesday 25.08.21 星期三	Thursday 26.08.21 星期四	Friday 27.08.21 星期五
			<p>写一张清单/画一些你感激的事情。</p> <p>与家人玩棋盘游戏。</p>  <p>We hope you enjoy for afternoon! 祝你有个愉快的下午!</p>	<p><a href="https://www.youtube.com/watch?v=Elxaxnag-eTo">https://www.youtube.com/watch?v=Elxaxnag-eTo</a></p> <p>Play some games on iMaths Kids 玩游戏</p> <p><a href="http://www.imathskids.com.au">www.imathskids.com.au</a></p> <p>Student login: some685</p>	
<b>Break</b> 休息	Break (1 hour) Eat & Play 休息	Break (1 hour) Eat & Play 休息	Break (1 hour) Eat & Play 休息	Break (1 hour) Eat & Play 休息	Break (1 hour) Eat & Play 休息
<b>Session 3</b> 下午	<b>Community Language</b> 语言课 (中文)	<b>Singing and Dancing on zoom</b> Zoom 课 -唱歌跳舞  The Kindy teachers will invite you on zoom for a fun filled afternoon of singing and dancing.		<b>Physical Education</b> 体育  Let's Get Active  Join in the following Got Game lesson:	<b>Creative Art 美术</b>  Dragon craft  1. Print the dragon craft template 2. Colour in your dragon 3. Cut each piece



Monday 23.08.21 星期一	Tuesday 24.08.21 星期二	Wednesday 25.08.21 星期三	Thursday 26.08.21 星期四	Friday 27.08.21 星期五
		<p>If you are unable to join on zoom you can sing along to some of your own songs or go to ABC iview and watch one episode of Playschool.</p> <p>老师们邀请你在 zoom 上度过一个充满欢乐的下午，一起唱歌跳舞。</p> <p>如果你不能加入 zoom，你可以跟着自己的歌一起唱，或者去 ABC iview 看一集 Playschool。</p> <p><a href="https://iview.abc.net.au/video/CH1812H016S00">https://iview.abc.net.au/video/CH1812H016S00</a></p>	<p>体育活动时间到啦</p> <p>跟着以下视频一起运动</p> <p><a href="https://www.loom.com/share/163fa7aba066407cb83bc32c03e1f726">https://www.loom.com/share/163fa7aba066407cb83bc32c03e1f726</a></p>	<p>carefully</p> <p>4. Glue pieces together *TIP you may like to look at the picture of the dragon attached to see the end result</p>  <p>做恐龙</p> <ol style="list-style-type: none"> <li>1.打印恐龙模型</li> <li>2.涂色</li> <li>3.剪开</li> <li>4.粘接</li> </ol> <p>*提示：你可能参考附图的恐龙的图片。</p>

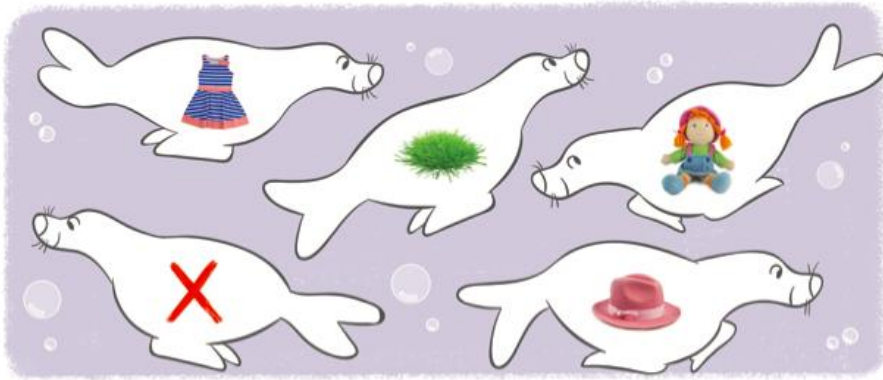


**s ss**

1 Colour the letters for **s ss** in each List Word.

mess | kiss | fuss  
miss | toss

2 Colour the seal if you hear **s ss** at the end of the picture name.



3 Write a stroke on the line for each sound you hear in the picture name.



4 Finish the sentences with the words from the seal.

Look at the \_\_\_\_\_.

See Sam \_\_\_\_\_ his hat.



**f ff**

1 Colour the letters for **f ff** in each List Word.

off | puff | huff | cuff

2 Say the sound for the sound box. Circle the pictures that end with this sound.

<b>f ff</b>				
<b>ng</b>				
<b>s ss</b>				
<b>k ck</b>				

3 Say the name of each picture. Listen for the sound at the end of the word. Circle the letters we can write for this sound.

	ff		ck		ng		ss
	ss		ng		ff		ck
	ck		ff		ss		ff
	ck		ff		ss		ng
	ng		ck		ff		ss
	ss		ng		ck		ff

**BLM GM85****Match Up: Word Beginnings and Endings**



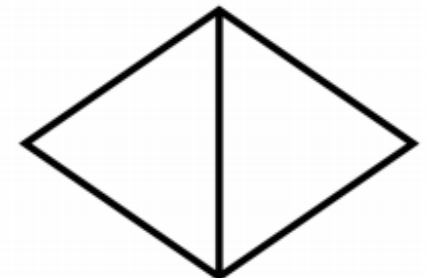
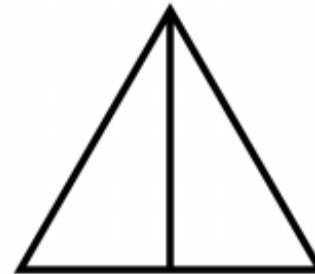
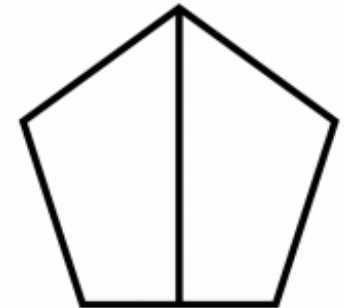

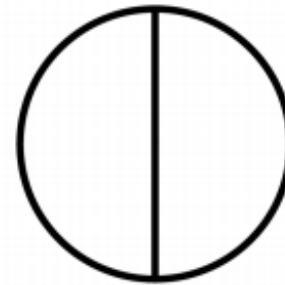
me__	ss	ha__	ng
to__	ss	ki__	ng
mi__	ss	ki__	ck
ki__	ss	si__	ck
si__	ng	ru__	ng
ne__	ck	so__	ck

**BLM GM87****Match Up: Word Beginnings and Endings**

ki__	ss	ba__	ck
bo__	ss	so__	ng
o__	ff	me__	ss
du__	ck	hu__	ff
ra__	ng	lo__	ck
pu__	ff	hu__	ng

# Halves

Color  $\frac{1}{2}$  of each shape.



# Tell the Time: Writing the Time

Write the time shown on each clock.



\_\_\_ o'clock



\_\_\_ o'clock



\_\_\_ o'clock



\_\_\_ o'clock



\_\_\_ o'clock



\_\_\_ o'clock



\_\_\_ o'clock



\_\_\_ o'clock



\_\_\_ o'clock



\_\_\_ o'clock



\_\_\_ o'clock



\_\_\_ o'clock

# Analogue Time – O'clock

What's the time?

Draw hands on the clocks to show the time. Remember to draw a short hand to show hours and a long hand to show minutes. Try to point the hands as accurately as you can.



2 o'clock



5 o'clock



10 o'clock



8 o'clock



12 o'clock



3 o'clock



9 o'clock



7 o'clock



1 o'clock



4 o'clock



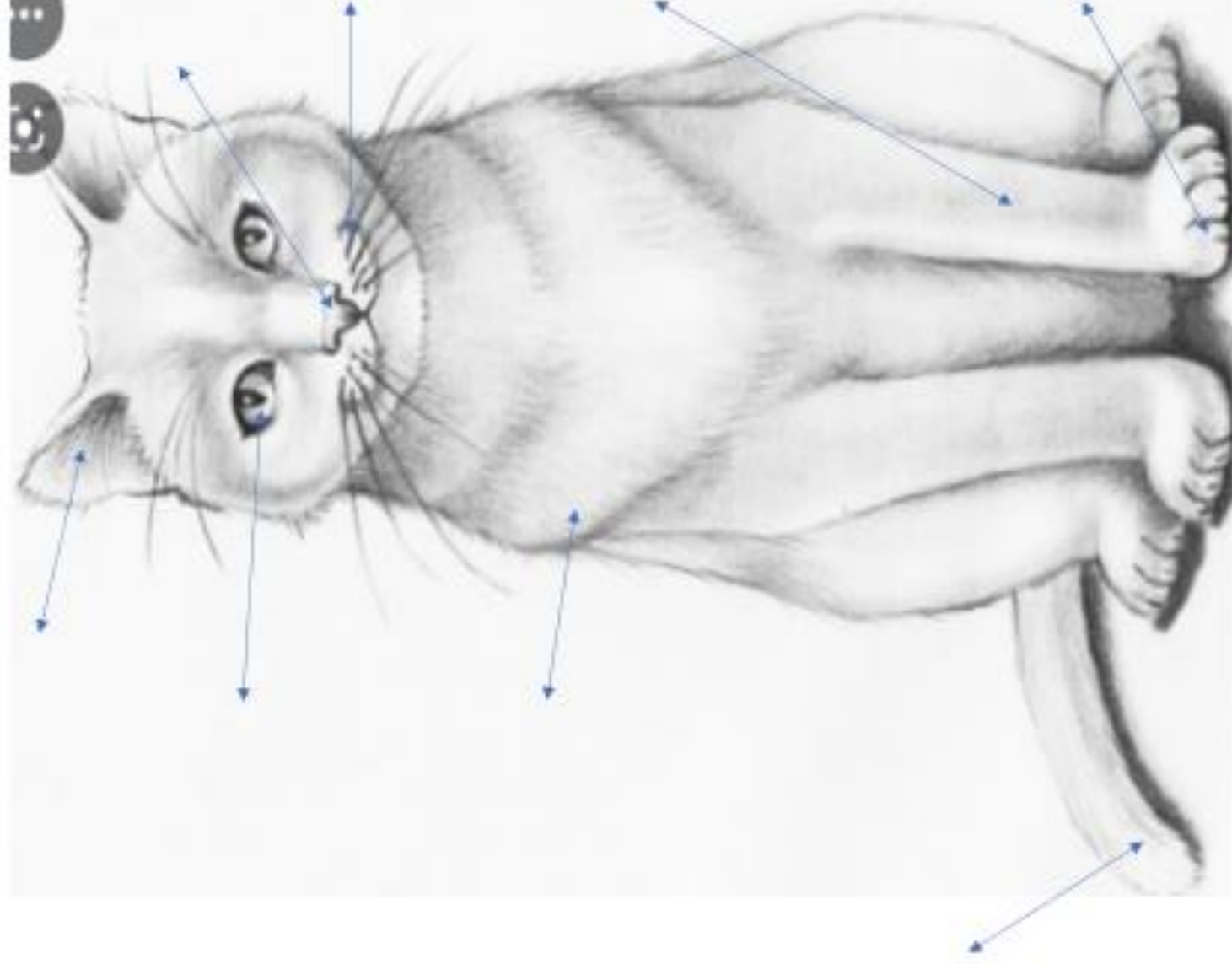
11 o'clock



6 o'clock



## Noir the cat



<b>two pointy ears</b>	<b>black body</b>
<b>two eyes</b>	<b>four paws</b>
<b>small black nose</b>	<b>sharp claws</b>
<b>long whiskers</b>	<b>long skinny tail</b>

# Cut and Paste DRAGON CRAFT

