

# Framework for Learning from Home – Early Stage 1, Term 3 Week 7



You will need help from a parent/carer. Show each completed activity to your parents so they can check it and/or help you post it on Seesaw.

	Monday 23.08.21	Tuesday 24.08.21	Wednesday 25.08.21	Thursday 26.08.21	Friday 27.08.21
Task	Can you make your bed?	Can you pack your toys away after you use them?	What act of kindness can you do for a family member today?	Can you help set the table for dinner?	Can you help a family member today?
Session 1	<p><b>Guided Reading (in2era)</b></p> <p>Choose a book from in2era from your level to read to a family member.</p> <p>Website: <a href="http://www.in2era.com.au">www.in2era.com.au</a></p> <p>Log in: hurstville Password: hurstville</p> <p>Choose a game to play.</p> <p><b>Soundwaves</b></p> <p>Today's sound is 'ss' for 'kiss'. Listen to the chant</p>	<p><b>Guided Reading (in2era)</b></p> <p>Re read yesterday's book and then choose a new book from in2era to read to a family member.</p> <p>Website: <a href="http://www.in2era.com.au">www.in2era.com.au</a></p> <p>Log in: hurstville Password: hurstville</p> <p>Choose a game to play.</p> <p><b>Soundwaves</b></p> <p>Today's sound is 'ss'. Listen to the chant on</p>	<p><b>Guided Reading (in2era)</b></p> <p>Choose a book from in2era from your level to read to a family member.</p> <p>Website: <a href="http://www.in2era.com.au">www.in2era.com.au</a></p> <p>Log in: hurstville Password: hurstville</p> <p>Choose a game to play.</p> <p><b>Soundwaves</b></p> <p>Today's sound is 'ff' for 'off'. Listen to the chant on seesaw.</p>	<p><b>Soundwaves</b></p> <p>Today's sound is 'ff' for 'ring'. Listen to the chant on seesaw.</p> <p>Explore the sound 'ff' on Soundwaves kids.</p> <p><a href="http://www.soundwaveskids.com.au">www.soundwaveskids.com.au</a></p> <p>Complete the match the work beginnings and endings (worksheet attached).</p> <p><b>English</b></p>	<p><b>Guided Reading (in2era)</b></p> <p>Re read Wednesday's book and then choose a new book from in2era to read to a family member.</p> <p>Website: <a href="http://www.in2era.com.au">www.in2era.com.au</a></p> <p>Log in: hurstville Password: hurstville</p> <p>Choose a game to play.</p> <p><b>Soundwaves</b></p> <p>Today's lesson will be a revision lesson. Explore all the sounds we have learnt, their chant and action.</p>

Monday 23.08.21	Tuesday 24.08.21	Wednesday 25.08.21	Thursday 26.08.21	Friday 27.08.21
<p>on Soundwaves. Explore the sound “ss” on Soundwaves kids. <a href="http://www.soundwaveskids.com.au">www.soundwaveskids.com.au</a></p> <p>Complete the student book activity either by telling your parents the answers or completing the worksheet.</p> <p><b>English</b> This week’s focus fox words are: <b>toss, kiss, off, puff, see, go</b></p> <p>Choose 3 colours and write your focus fox words. Can you make a colour word pattern?</p> <p>Listen to the Seesaw video on ‘Harry’ and ‘Noir’ Mr. Steed’s cats.</p> <p>Colour the picture of one of Mr. Steed’s cats and match the labels to its body parts.</p> <p>Tell your parent/carer what Harry or Noir looks</p>	<p>Sound Waves. Explore the sound “ss” on Soundwaves kids. <a href="http://www.soundwaveskids.com.au">www.soundwaveskids.com.au</a></p> <p>Complete the match the work beginnings and endings (worksheet attached).</p> <p><b>English</b> Your focus fox words are: <b>toss, kiss, off, puff, see, go</b></p> <p>Can you write your focus fox words on a piece of paper? Cut out each word and place the words face down on a flat surface. Choose a card and turn it over. Read each word to your parent/carer. You might like to replay this game and then rewrite your words again.</p> <p>Watch Mr. Steed’s cats</p>	<p>Explore the sound “ff” on Soundwaves kids. <a href="http://www.soundwaveskids.com.au">www.soundwaveskids.com.au</a></p> <p>Complete the student book activity either by telling your parents the answers or completing the worksheet.</p> <p><b>English</b> Your focus fox words are: <b>toss, kiss, off, puff, see, go</b></p> <p>Can you find sticks, leaves, pasta, playdough, pegs etc to make your focus fox words?</p> <p>Look at the pictures on Seesaw showing us ‘Where Harry and Noir live.’</p> <p>Write a sentence or two explaining where Harry and Noir live. E.g Harry and Noir live</p>	<p>Fill in the missing letters to make up the focus fox words. You may look at the words if you need help! <b>toss, kiss, off, puff, see, go</b></p> <p>t _ s s k i _ _ o _ _ _ _ f f s _ _ g</p> <p>Practise reading these words to a family member.</p> <p><b>Library zoom lesson with Mr Philpott – you may like to dress up as a character of your choice or wear something special for book week. Whatever you choose must be something you already have at home.</b></p> <p>Write a sentence or more about some</p>	<p>Click on this link and press ‘<b>all sounds</b>’ <a href="https://online.fireflyeducation.com.au/program/soundwaves/graphemes/unit/1/soundifokit">https://online.fireflyeducation.com.au/program/soundwaves/graphemes/unit/1/soundifokit</a></p> <p><b>English</b> Focus fox words: <b>toss, kiss, off, puff, see, go</b></p> <p>Write three different sentences using a different focus fox word in each sentence. Circle the focus fox word you have used. Read your sentences to a family member.</p> <p><b>Geography</b> <b>Today we are going to be learning about why places are special to different people.</b></p> <p>Last week the teachers told you about their special places. Were all their places the same? A place can be special</p>

Monday 23.08.21	Tuesday 24.08.21	Wednesday 25.08.21	Thursday 26.08.21	Friday 27.08.21
<p>like.</p> <p>Write a sentence or more about what Harry or Noir looks like. Remember to use as many adjectives as you can. Adjectives are describing words like black, little, big, soft and fluffy.</p> <p>E.g Noir is a pet cat. Noir has _____. She has _____.</p>	<p>Harry and Noir eating their food on Seesaw.</p> <p>Write a sentence or two explaining what Harry and Noir like to eat and drink.</p> <p>E.g Harry likes to eat _____ and _____. He drinks _____.</p> <p>Noir likes to eat _____ and _____. She drinks _____.</p> <p>Draw a picture to match your sentence.</p>	<p>_____.</p> <p>They have _____.</p> <p>They like _____.</p> <p>Draw a picture to match your sentence.</p>	<p>interesting facts on Harry and Noir.</p> <p>E.g Harry and Noir _____.</p> <p>They _____.</p> <p>Draw a picture to match your sentence.</p>	<p>because of how we feel about it and what we do there.</p> <p>Optional: Watch special places video <a href="https://www.youtube.com/watch?v=KYKbRvirZbU&amp;ab_channel=MichaelaLyons">https://www.youtube.com/watch?v=KYKbRvirZbU&amp;ab_channel=MichaelaLyons</a></p> <p>Think about your special place that you drew last lesson. What do you like to do there and how does it make you feel?</p> <p>Listen to the story Tom Tom <a href="https://www.youtube.com/watch?v=wpcJJBjJxBo">https://www.youtube.com/watch?v=wpcJJBjJxBo</a></p> <p>Discuss the following questions:</p> <p>What is one of Tom Tom's special places?</p> <p>What does Tom Tom like to do there?</p> <p>How do you think this place makes Tom Tom feel?</p>

	Monday 23.08.21	Tuesday 24.08.21	Wednesday 25.08.21	Thursday 26.08.21	Friday 27.08.21
<b>Break</b>	Break (30 mins) Eat & Play	Break (30 mins) Eat & Play	Break (30 mins) Eat & Play	Break (30 mins) Eat & Play	Break (30 mins) Eat & Play
<b>Session 2</b>	<p><b>Mathematics –</b> Fractions Watch Fractions-Finding a Half <a href="https://www.youtube.com/watch?v=yDhofz3TpEw">https://www.youtube.com/watch?v=yDhofz3TpEw</a></p> <p>Draw or make with playdough a sandwich, a cake, a pizza and an apple. Draw a line on each piece of food and then cut it in half with scissors. Are the 2 pieces equal? Is it a fair share? Optional; Complete worksheet – Halves. Colour one half of each shape,  Practice counting by 10s.</p>	<p><b>Mathematics -</b> Fractions Watch Ernie’s Half Eaten Sandwich <a href="https://www.youtube.com/watch?v=bo_svGP-iO4">https://www.youtube.com/watch?v=bo_svGP-iO4</a></p> <p>Half Craft Activity Draw a line down the middle of your page. Colour one half of your star one colour and the other half another colour. You can colour each half of the background in different colours as well like the picture below. Add the face and remember be creative!</p>	<p><b>Mathematics</b> Today we are going to revise the number 7 by completing a number talk. Write the number 7 in the middle of your piece of paper. How many ways can you make the number 7. Draw 7 cars. Write the word seven. Write the number that comes before 7. Show 7 using tally marks. I had 10 balloons and 3 balloons popped. How many balloons are left? Can you think of some more ways to make the number 7. Can you find the number 7 somewhere in your house. Be as creative as</p>	<p><b>Mathematics</b> Time - o'clock Today we are going to make an analog clock. You will need to make a large circle shape by tracing around a plate or a bowl. You will need to write the numbers 1-12 around the edge of your clock. Draw and cut out a big and little hand for your clock. Watch the video with Ms Purdy to see how it is done. Use your clock to make these times: 4 o'clock 10 o'clock 2 o'clock The time that you have lunch. The time that you wake up.</p>	<p><b>Mathematics</b> Time o'clock Watch Cluck O’Clock <a href="https://www.youtube.com/watch?v=IUhK42DYUjo">https://www.youtube.com/watch?v=IUhK42DYUjo</a> Complete the worksheet Analogue Time- O’Clock. You will draw the hour (big) and minute (small) hands onto the clocks to show the time. Can you also make these times on the clock that you made yesterday? Watch Hip Hop Around the Clock <a href="https://www.youtube.com/watch?v=g6tJAY_7AL4">https://www.youtube.com/watch?v=g6tJAY_7AL4</a> Play some games on iMaths Kids <a href="http://www.imathskids.com.au">www.imathskids.com.au</a> Student login: some685</p>

Monday 23.08.21	Tuesday 24.08.21	Wednesday 25.08.21	Thursday 26.08.21	Friday 27.08.21
<p>Watch Count Together by 10s.</p> <p><a href="https://www.youtube.com/watch?v=W8CEOIAOGas">https://www.youtube.com/watch?v=W8CEOIAOGas</a></p>	 <p>Optional; Practice counting by 10s.</p> <p>Watch</p> <p><a href="https://www.youtube.com/watch?v=Ftati8iGQcs&amp;list=PLM95cb_Szq3am4n6jJw127QbBlDivZglc">https://www.youtube.com/watch?v=Ftati8iGQcs&amp;list=PLM95cb_Szq3am4n6jJw127QbBlDivZglc</a></p>	<p>you like!</p> <p><b>12-3pm Wellbeing Wednesday</b></p> <p>Do a virtual workout – some examples are Just Dance and GoNoodle</p> <p>Write a list/draw some things you are grateful for.</p> <p>Play a boardgame with a family member.</p>  <p>We hope you enjoy for afternoon!</p>	<p>The time that you go to bed.</p> <p>Keep the clock that you have made for tomorrow's activities.</p> <p>Complete the worksheet- Tell the Time: Writing the Time.</p> <p>Watch Learn to Tell Time video</p> <p><a href="https://www.youtube.com/watch?v=Elxaxnag eTo">https://www.youtube.com/watch?v=Elxaxnag eTo</a></p> <p>Play some games on iMaths Kids</p> <p><a href="http://www.imathskids.com.au">www.imathskids.com.au</a></p> <p>Student login: some685</p>	

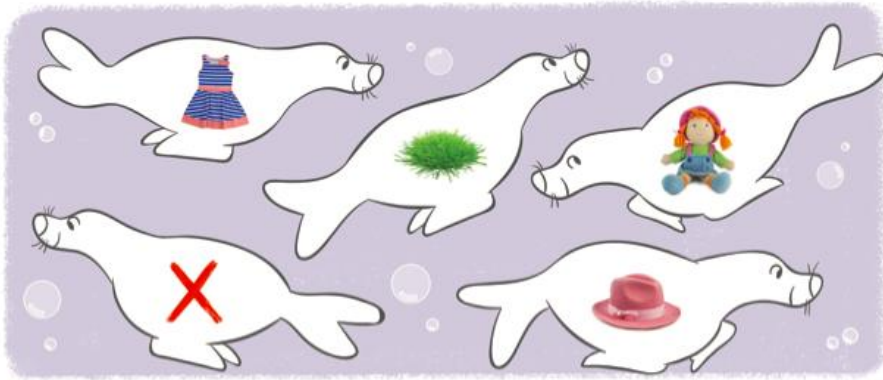
	Monday 23.08.21	Tuesday 24.08.21	Wednesday 25.08.21	Thursday 26.08.21	Friday 27.08.21
<b>Break</b>	Break (1 hour) Eat & Play	Break (1 hour) Eat & Play	Break (1 hour) Eat & Play	Break (1 hour) Eat & Play	Break (1 hour) Eat & Play
<b>Session 3</b>	<b>Community Language</b>	<p><b>Singing and Dancing on zoom</b></p> <p>The Kindy teachers will invite you on zoom for a fun filled afternoon of singing and dancing.</p> <p>If you are unable to join on zoom you can sing along to some of your own songs or go to ABC iview and watch one episode of Playschool.</p> <p><a href="https://iview.abc.net.au/video/CH1812H016S00">https://iview.abc.net.au/video/CH1812H016S00</a></p>		<p><b>Physical Education</b></p> <p>Let's Get Active</p> <p>Join in the following Got Game lesson:</p> <p><a href="https://www.loom.com/share/163fa7aba066407cb83bc32c03e1f726">https://www.loom.com/share/163fa7aba066407cb83bc32c03e1f726</a></p>	<p><b>Creative Art</b></p> <p>Dragon craft</p> <ol style="list-style-type: none"> <li>1. Print the dragon craft template</li> <li>2. Colour in your dragon</li> <li>3. Cut each piece carefully</li> <li>4. Glue pieces together *TIP you may like to look at the picture of the dragon attached to see the end result</li> </ol>

**s ss**

1 Colour the letters for **s ss** in each List Word.

mess | kiss | fuss  
miss | toss

2 Colour the seal if you hear **s ss** at the end of the picture name.



3 Write a stroke on the line for each sound you hear in the picture name.



4 Finish the sentences with the words from the seal.

Look at the \_\_\_\_\_.

See Sam \_\_\_\_\_ his hat.



**f ff**

1 Colour the letters for **f ff** in each List Word.

off | puff | huff | cuff

2 Say the sound for the sound box. Circle the pictures that end with this sound.

<b>f ff</b>				
<b>ng</b>				
<b>s ss</b>				
<b>k ck</b>				

3 Say the name of each picture. Listen for the sound at the end of the word. Circle the letters we can write for this sound.

	ff		ck		ng		ss
	ss		ng		ff		ck
	ck		ff		ss		ff
	ck		ff		ss		ng
	ng		ck		ff		ss
	ss		ng		ck		ff

**BLM GM85****Match Up: Word Beginnings and Endings**

me__	ss	ha__	ng
to__	ss	ki__	ng
mi__	ss	ki__	ck
ki__	ss	si__	ck
si__	ng	ru__	ng
ne__	ck	so__	ck



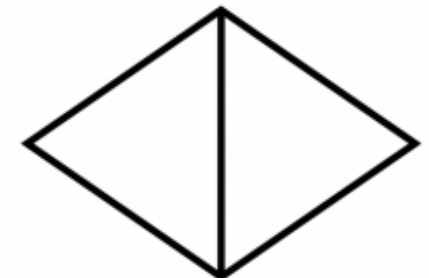
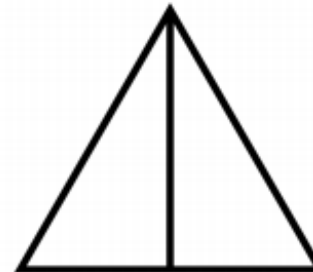
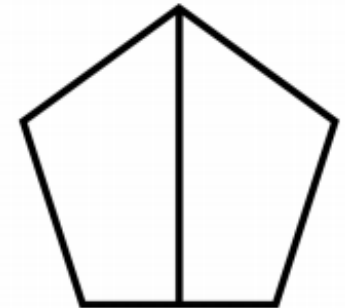

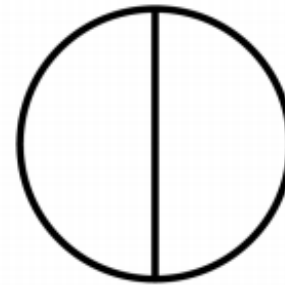
**BLM GM87****Match Up: Word Beginnings and Endings**

ki__	ss	ba__	ck
bo__	ss	so__	ng
o__	ff	me__	ss
du__	ck	hu__	ff
ra__	ng	lo__	ck
pu__	ff	hu__	ng



# Halves

Color  $\frac{1}{2}$  of each shape.



# Tell the Time: Writing the Time

Write the time shown on each clock.



\_\_\_ o'clock



\_\_\_ o'clock



\_\_\_ o'clock



\_\_\_ o'clock



\_\_\_ o'clock



\_\_\_ o'clock



\_\_\_ o'clock



\_\_\_ o'clock



\_\_\_ o'clock



\_\_\_ o'clock



\_\_\_ o'clock



\_\_\_ o'clock

# Analogue Time – O'clock

What's the time?

Draw hands on the clocks to show the time. Remember to draw a short hand to show hours and a long hand to show minutes. Try to point the hands as accurately as you can.



2 o'clock



5 o'clock



10 o'clock



8 o'clock



12 o'clock



3 o'clock



9 o'clock



7 o'clock



1 o'clock



4 o'clock

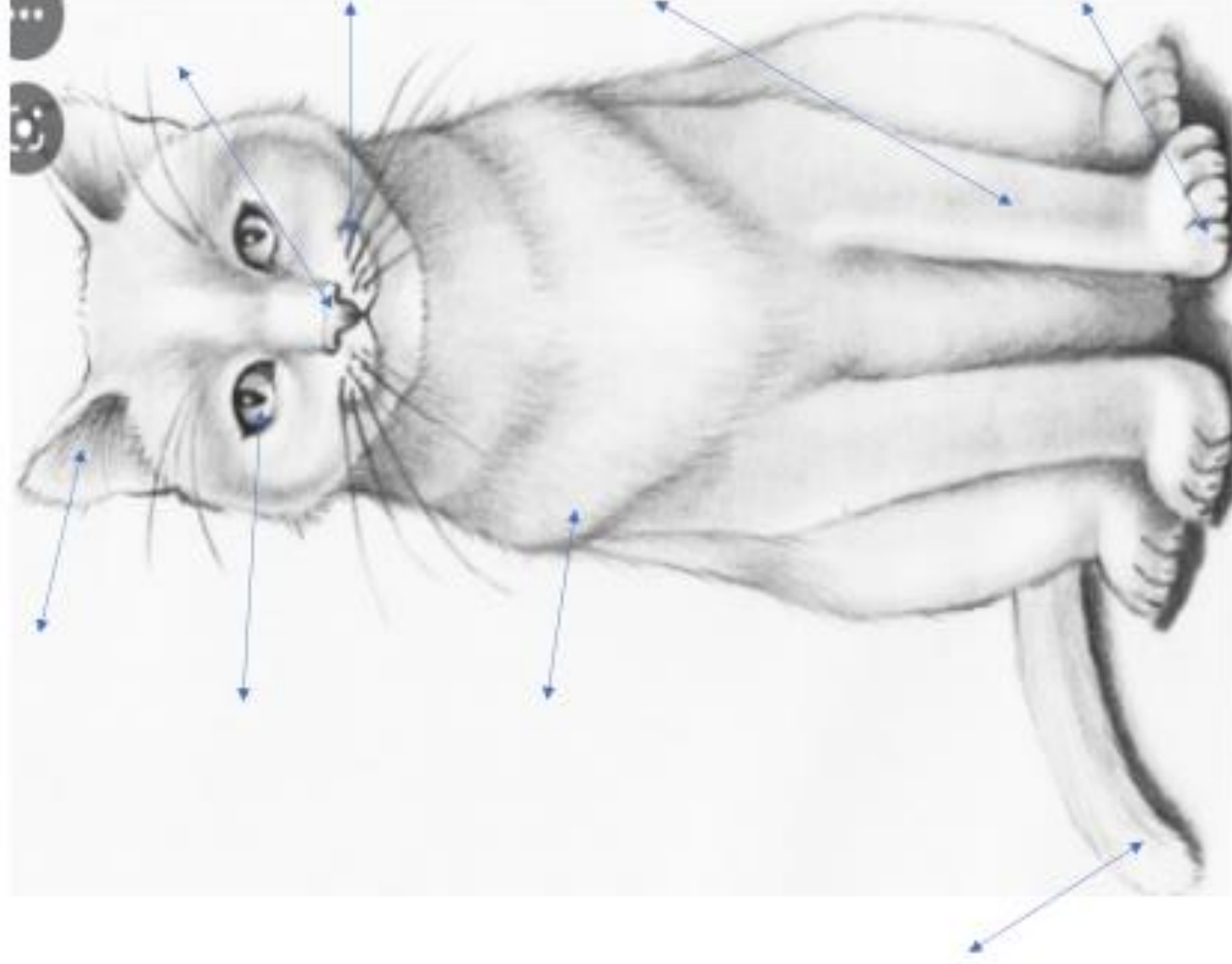


11 o'clock



6 o'clock

## Noir the cat



two pointy ears	black body
two eyes	four paws
small black nose	sharp claws
long whiskers	long skinny tail

