

Framework for Learning from Home – Year 4 Term 3 Week 6 2021


For some of the activities below you may need your parents help. Show each completed activity to your parents and upload to Seesaw if required.
有一些活动你也许需要你父母的帮助.记得在你完成你的任务以后展示给你的父母并且上传到 **Seesaw** 如果需要的话.

	Monday 16 August 周一	Tuesday 17 August 周二	Wednesday 18 August 周三	Thursday 19 August 周四	Friday 20 August 周五
Session 1 第一阶段	<p>Fitness Activity 体育活动</p> <p>Click on the link to dance to “Shuffle” 点击以下链接并且跳 “Shuffle” https://www.youtube.com/watch?v=QfzRP6V5rE4</p> <p>English 英语</p> <p>Reading: 阅读:</p> <p>Advertisements: 广告: Read questions with explanations to understand information about advertisements. 1) What are advertisements (ads)? 2) What are some examples of ads? 2) What is the purpose of ads?</p>	<p>Fitness Activity 体育活动</p> <p>Click on the link to dance to “Make Some Noise” 点击以下链接并且跳 “制造一些声音” https://www.youtube.com/watch?v=6QObE0zvN_E</p> <p>English 英语</p> <p>Writing: 写作:</p> <p>Advertisements 广告 Answer questions about advertising techniques/features (Slogan, logo, jingle) 2. Label the features on packaging using breakfast cereals. 3. Answer questions about the packaging.</p>	<p>Fitness Activity 体育活动</p> <p>Click on the link to dance to “Move and Freeze” 点击以下链接并且跳 “移动和不动” https://www.youtube.com/watch?v=388Q44ReOWE</p> <p>English 英语</p> <p>Reading: 阅读:</p> <p>Advertising 广告 1. Choose one cereal packaging, e.g. CHOC BOMBS or RICE POPS Label the features on the packaging. 选择一个麦片的包装.比如:CHOC BOMB 或者 RICE POPS.标出这些包装</p>	<p>Fitness Activity 体育活动</p> <p>Click on the link to dance to “The Best Day of my Life” 点击以下的链接并且跳 “我人生中最好的一天” https://www.youtube.com/watch?v=sNog54ovi8Q</p> <p>English 英语</p> <p>Writing: 写作:</p> <p>Advertising 广告 1. Design using words and images your very own cereal packaging for children 2. Use a checklist to help you with your design 3. Create a jingle and record it 4. Answer the checklist.</p>	<p>Fitness Activity 体育活动</p> <p>Click on the link to dance to “Fight Song” 点击以下的链接并且跳 “加油歌” https://www.youtube.com/watch?v=40uEcTuqlvM</p> <p>English 英语</p> <p>Reading: 阅读</p> <p>Reading for Fun: Choose: 1) Your own book 2) in2Era 3) Storyonline 可选择的任务: 选择其中一个任务快乐的阅读 20 分钟 1) 你自己的书 2) In2Era 3) 故事线</p>

	Monday 16 August 周一	Tuesday 17 August 周二	Wednesday 18 August 周三	Thursday 19 August 周四	Friday 20 August 周五
	<p>3) What features do they have? 4) Compare packaging; e.g. What audience do they aim at? 5) View ads online and complete questions</p> <p>阅读有解释的问题, 了解有关广告的信息。</p> <p>1) 什么是广告(广告)? 2) 广告的一些示例是什么? 2) 广告的目的是什么? 3) 它们有什么功能? 4) 比较包装: 他们瞄准的是哪些受众? 5) 在线查看广告并完成问题</p> <p>Upload to Seesaw 上传到 Seesaw.</p> <p>Spelling: 拼写: Go to Sound Waves Online and access Unit 24: 登录 Sound Waves 进入第 24 单元 www.soundwaveskids.com.au</p>	<p>回答有关广告技术/功能的问题(口号、徽标、叮当声) 2. 找出早餐麦片的包装上有的标记。 3. 回答有关包装的问题。</p> <p>Upload to Seesaw. 上传到 Seesaw.</p> <p>Spelling: 拼写: Online and access Unit 24: 登录并且进入第 24 单元 www.soundwaveskids.com.au</p> <p>Complete page 1 of Unit 24. (page attached) 完成第 24 单元的第一页(附页)</p> <p>Upload to Seesaw. 上传到 Seesaw.</p> <p>Optional 可选择的 Choose one of the games on Sound Waves to practise your spelling words. 选择 Sound Waves 上的一个游戏去练习你的拼写单</p>	<p>的特点。 2. Answer questions about the packaging. 回答关于包装的问题。 3. Find a product in your kitchen and answer questions about the product's packaging (special features). 找到你厨房里的一个产品并且回答关于这个产品的包装问题 (特殊的特点)。</p> <p>Upload to Seesaw. 上传到 Seesaw.</p> <p>Spelling: 拼写: Online and access Unit 24: 登陆网站并进入第 24 单元: www.soundwaveskids.com.au</p> <p>Complete page 2 of Unit 24. (page attached) 完成第 24 单元的第 2 页。(附页)</p>	<p>1. 使用你自己的麦片包装来为儿童设计的文字和图像 2. 使用清单帮助你设计包装 3. 创建一个叮当声并记录它 4. 回答清单上的问题。</p> <p>Upload your cereal design, checklist and jingle to Seesaw. 上传你的麦片设计, 清单, 叮当声到 Seesaw.</p> <p>Spelling: 拼写: Online and access Unit 24: 登录并且进入第 24 单元 www.soundwaveskids.com.au</p> <p>Write the singular and plural form for 10 of your list words. 写出你的单词表里 10 个单词的单数和复数。 Upload to Seesaw. 上传到 Seesaw.</p> <p>Optional 可选的</p>	<p>Upload to Seesaw. 上传到 Seesaw.</p> <p>TV ads rating activity : 电视广告比率的活动: Click and view YouTube videos of TV advertisements. Complete the table to answer the following questions.</p> <ol style="list-style-type: none"> Who is the target audience? What is the product? How would you rate the effectiveness? <p>Give a star rating out of 5. 点击并查看 YouTube 电视广告视频。 完成表格以回答以下问题。</p> <ol style="list-style-type: none"> 目标受众是谁? 产品是什么? 你如何评价其有效性? 评分并且以 5 分为标准。

	Monday 16 August 周一	Tuesday 17 August 周二	Wednesday 18 August 周三	Thursday 19 August 周四	Friday 20 August 周五
	<p>Password: stir680 密码: stir680</p> <ul style="list-style-type: none"> Copy spelling words into your book Create a new column to record your spelling words again. This time remember to look, cover and then write each word. Check to make sure you have spelt your words correctly. Choose one of the games on Sound Waves to practise your spelling words. <ul style="list-style-type: none"> 将拼写单词复制到你的书中 创建新的一列, 以再次记录你的拼写单词。这一次记得先看, 盖住单词, 然后写每个字。 检查以确保你的拼写正确。 选择 Sound Waves 的一个游戏来练习你的拼写单词。 <p>Upload to Seesaw.</p>	<p>词.</p> <p>Upload to Seesaw. 上传到 Seesaw.</p> <p>Optional: Choose Reading for Fun 20m</p> <ol style="list-style-type: none"> Your own book in2Era Storyonline <p>可选择的任务: 选择其中一个任务快乐的阅读 20 分钟</p> <ol style="list-style-type: none"> 你自己的书 In2Era 故事线 	<p>Upload to Seesaw. 上传到 Seesaw.</p> <p>Optional 可选择的</p> <p>Choose one of the games on Sound Waves to practise your spelling words.</p> <p>完成 Sound Waves 上的一个游戏来完成你的拼写单词.</p> <p>Upload to Seesaw. 上传到 Seesaw.</p>	<p>Choose one of the games on Sound Waves to practise your spelling words.</p> <p>选择 Sound Waves 上的一个游戏去练习你的拼写单词.</p> <p>Upload to Seesaw. 上传到 Seesaw.</p> <p>Optional: Choose Reading for Fun 20m</p> <ol style="list-style-type: none"> Your own book in2Era Storyonline <p>可选择的任务: 选择其中一个任务快乐的阅读 20 分钟</p> <ol style="list-style-type: none"> 你自己的书 In2Era 故事线 	<p>Upload to Seesaw. 上传到 Seesaw.</p>

	Monday 16 August 周一	Tuesday 17 August 周二	Wednesday 18 August 周三	Thursday 19 August 周四	Friday 20 August 周五
	上传到 Seesaw.				
Break 休息	Break (30 mins) Eat & Play 休息 (30 分钟) 吃和玩	Break (30 mins) Eat & Play 休息 (30 分钟) 吃和玩	Break (30 mins) Eat & Play 休息 (30 分钟) 吃和玩	Break (30 mins) Eat & Play 休息 (30 分钟) 吃和玩	Break (30 mins) Eat & Play 休息 (30 分钟) 吃和玩
Session 2 第二阶段	Mathematics 数学 Multiplication 乘法 Write 5 real-life problems that need to be solved using multiplication. Answer each problem and show your working. For example: Jim had 8 oranges in a box. There were 8 boxes. How many oranges were there altogether? $8 \times 8 = 64$ oranges. Extension: How many number sentences can you write that involve multiplication and give you the answer of 30? 编写需要使用乘法解决的 5	Mathematics 数学 Division 除法 Write 5 real-life word problems that need to be solved using division. Answer each problem and show your working. For example: Kate had 20 apples. She had to put the apples into 4 large bags. How many apples will be in each bag? Extension: Draw visual representations for 9 divided by 3, 24 divided by 6 and 16 divided by 8. Write a sentence to explain each drawing. 编写需要使用除法解决的 5	Wellbeing Wednesday 健康周三 <ul style="list-style-type: none"> • Design and complete an exercise or dance routine – see if you can get your family to do it too • Complete a mindfulness guided meditation. You can access these on Smiling Mind or Peaceful Kids • 设计并完成锻炼或舞蹈动作-看看你是否可以让你的家人也这样做 • 完成专注引导冥想。你可以登录 Smiling Mind 或 	Mathematics 数学 Multiplication 乘法 Write 3 multiplication facts for the numbers 20, 36, 15, 28, 16, 8, 40, 32, 48 and 64. For example $2 \times 10 = 20$, $4 \times 5 = 20$, $1 \times 20 = 20$. Draw a diagram for any 3 of your number sentences. 为数字 20、36、15、28、16、8、40、32、48 和 64 写 3 个乘法算数式。 例如 $2 \times 10 = 20$, $4 \times 5 = 20$, $1 \times 20 = 20$. 为你的算数中的任何 3 个绘制图表。	Mathematics 数学 Mass 质量 Find 5 empty containers from around your home. Draw the containers in order from the least heaviest to the heaviest. You may need to measure them first. 找到你家中 5 个空的容器。按照从轻到重的顺序画出这 5 个容器。你也许需要先称以下它们。 Extension: 延伸活动: Measure your mass using a set of bathroom scales. Record your mass using

	Monday 16 August 周一	Tuesday 17 August 周二	Wednesday 18 August 周三	Thursday 19 August 周四	Friday 20 August 周五
	<p>个现实生活中的问题。回答每个问题并显示你的作业。例如:吉姆有一个盒子里面有8个橘子。如果他有8个盒子的话总共有多少个橘子?</p> <p>$8 \times 8 = 64$ 橙子。</p> <p>延伸问题: 你能写多少个涉及乘法的句子,并且答案都是30?</p> <p>Optional: 可选的:</p> <p>iMaths4: How to login: 如何登录: www.imathskids.com.au</p> <p>Access code: your805 密码:your805 Choose any multiplication games and play for 30 minutes. 选择任何一个乘法游戏并且玩30分钟。</p>	<p>个现实生活中的单词问题。回答每个问题并显示您的工作。例如:凯特有20个苹果。她不得不把苹果放进4个大袋子里。每个袋子里有多少个苹果?</p> <p>延伸活动: 绘制视觉表格,以此来表示法9除以3,24除以6和16除以8。写一个句子来解释每幅画。</p> <p>Optional: 可选的:</p> <p>iMaths4: How to login: 如何登录: www.imathskids.com.au</p> <p>Access code: your805 密码:your805 Choose any division game and play for 30 minutes. 选择一个除法游戏玩30分钟。</p>	<p>Peaceful Kids</p> <p>https://www.smilingmind.com.au/ https://www.peacefulkids.com.au/</p> <ul style="list-style-type: none"> • Turn off all devices for at least 2 hours • 关掉你所有的设备至少2个小时。 	<p>Extension: 延伸: Division 除法 How many number sentences can you write that involve division and give you the answer of 60? 你可以写出多少个有关于除法的算术式并且答案是60?</p> <p>Optional: 可选的: iMaths 4: Login to iMaths with your access code: you805 Choose any game to play. 登录 iMaths 密码:you805 选择任何一个游戏玩。</p> <p>LIBRARY ZOOM 图书馆 ZOOM 时间</p>	<p>kilograms. Be as accurate as you can. 使用一组浴室秤测量质量。使用公斤记录你的质量。尽可能准确。</p> <p>Optional: 可选的: iMaths 4: Login to iMaths with your access code: you805 Choose any game to play. 登录到 iMaths 使用密码 you805 选择任何一个游戏玩。</p>
Break	Break (1 hour) Eat & Play	Break (1 hour) Eat & Play	Break (1 hour) Eat & Play	Break (1 hour) Eat & Play	Break (1 hour) Eat & Play

	Monday 16 August 周一	Tuesday 17 August 周二	Wednesday 18 August 周三	Thursday 19 August 周四	Friday 20 August 周五
休息	休息 (1 小时) 吃和玩	休息 (1 小时) 吃和玩	休息 (1 小时) 吃和玩	休息 (1 小时) 吃和玩	休息 (1 小时) 吃和玩
Session 3 第三阶段	<p>Languages: 语言: Please complete the language activity assigned by your language teacher.</p> <p>请完成你的语言老师给你布置的语言作业和活动。</p> <p>Upload to Seesaw. 上传到 Seesaw.</p>	<p>History: 历史: The following website contains facts about some convicts who were transported to the colony in the 1700s.</p> <p>以下网站包含一些罪犯在 17 世纪被运送到殖民地的的事实。</p> <p>https://firstfleetfellowship.org.au/first-fleetfirst-fleet-convict-database/</p> <p>Click on the link, select a convict and write a short biographical recount about them from the information provided. (About 3-5 sentences)</p> <p>You do not need to click onto any other links on the website.</p> <p>A few points to remember: You do not need to use the information in the 'Outcome'</p>	<p>FREE TIME 自由时间</p>	<p>Science: 科学: Scientists believe that the Earth has been getting warmer over the last 100 years due to some human activities. This causes glaciers to melt and sea levels to rise. Use the following websites to find out more about sea levels rising.</p> <p>科学家认为, 由于人类的一些活动, 地球在过去 100 年里一直在变暖。这会导致冰川融化和海平面上升。使用以下网站了解有关海平面上升的更多信息。</p> <p>https://www.kidsnews.com.au/environment/antarctic-ice-melting-faster-than-expected/news-story/622ecea1a22a4d4170cbc4ab9aca42b https://climatekids.nasa.gov/health-report-sea-level/</p> <p>Based on the information you have read, complete the template attached to answer</p>	<p>Creative Arts: Visual Arts 创造艺术: 视觉艺术</p> <p>Use your imagination and create something out of LEGO, building blocks or even things from the kitchen cupboard. You can also use anything else you can think of from your home.</p> <p>Please answer these questions in full sentences.</p> <p>1) What did you build? 2) Why did you build this? 3) Did it make a connection to something in your life?</p> <p>运用你的想象力, 从乐高、积木甚至厨房橱柜中创造一些东西。你还可以使用任何你能从家里想到的东西。</p> <p>请用完整的句子回答这些问题。</p> <p>1) 你建造了什么? 2) 你为什么建造这个? 3) 它与你生活中的东西有联系吗?</p>

	Monday 16 August 周一	Tuesday 17 August 周二	Wednesday 18 August 周三	Thursday 19 August 周四	Friday 20 August 周五
		<p>column unless you want to. The way the date is recorded can be a little confusing. For example: 8/30/86 - The year (the last number) refers to the 1700s – 1786</p> <p>点击链接, 选择一个罪犯, 并从提供的信息中写一个关于他们的简短传记叙述。(约 3-5 句)</p> <p>你不需要点击网站上的任何其他链接。</p> <p>需要记住的几点: 除非你愿意, 否则你不需要使用"结果"列中的信息。 记录日期的方式可能有点混乱。例如: 8/30/86 - 年份(最后一个数字)是指 1700 年代 – 1786 年</p> <p>The other two numbers are written with the month appearing first and the day appearing second- 30th of August.</p> <p>Use the following example about Esther Abrahams to</p>		<p>the questions below:</p> <ul style="list-style-type: none"> • 3 facts I learnt • 2 questions I still have • 1 opinion I have <p>根据你阅读的信息,完成附表中的问题;</p> <ul style="list-style-type: none"> ● 我学到的 3 个事实 ● 2 个我还是觉得有问题的地方 ● 我的 1 个意见观点 <p>Upload your work to Seesaw. 上传到 Seesaw.</p>	<p>Take a photo and upload your creation to Seesaw. Remember to upload your written answers as well!</p> <p>拍一张你的创造作品上传到 Seesaw.记得也要上传你的书面答案.</p> <p>Written example of your sentences could be:</p> <p>以下是你需写的句子的模板:</p> <p>I built a _____ out of _____ because _____.</p> <p>It looks like _____.</p> <p>It reminds me of _____</p> <p>我用了_____造了一个_____因为_____.</p> <p>他看上去像是_____.</p> <p>他让我想起了_____.</p> <p>Have fun as you make your creation!</p> <p>尽情享受你的创意作品的过</p>

	Monday 16 August 周一	Tuesday 17 August 周二	Wednesday 18 August 周三	Thursday 19 August 周四	Friday 20 August 周五
		<p>help you write your biographical recount about a different convict:</p> <p><i>Esther Abrahams was a female milliner. At the age of 18 she was tried at the Old Bailey on 30th August 1786 for the crime of larceny. She was sentenced to 7 years transportation to New South Wales.</i></p> <p>其他两个数字是写在月出现的第一天和显示在第二至第三十八月。</p> <p>使用以下关于埃丝特·亚伯拉罕斯的例子来帮助你写关于另一个罪犯的传记叙述：</p> <p>埃丝特·亚伯拉罕斯是女性。1786年8月30日，18岁的她因盗窃罪在老贝利监狱受审。她被判处7年运输到新南威尔士州。</p> <p>You may write your passage on a piece of paper or in a book and take a photo of it.</p>			程!

	Monday 16 August 周一	Tuesday 17 August 周二	Wednesday 18 August 周三	Thursday 19 August 周四	Friday 20 August 周五
		<p>你可能需要把你的段落写在一张纸上并且拍一张照。</p> <p>Post your answers on Seesaw. 把你的答案上传到 Seesaw.</p>			

Unit 24



t ff tiger button

List Words

spent _____
 twelve _____
 twenty _____
 teeth _____
 fight _____
 meat _____
 mate _____
 talk _____
 store _____
 stir _____
 written _____
 bottom _____
 can't _____
 doesn't _____
 won't _____
 wasn't _____
 twice _____
 twelfth _____
 computer _____
 together _____
 between _____
 parents _____
 Australia _____
 October _____
 pattern _____

1 Circle the letters that represent **t ff** in the List Words.

2 Write any other letters that can represent **t ff** on the Grapheme Chart. Write one word example for each.



Grapheme Chart

letters	words

3 Write one stroke for every sound in each List Word.

4 Cross out the words with the **t ff** sound. Answer the question that is left. Are the meat words *listen*, *fight*, *talk*, *feather*, *stretch* and *future* all in the F store section in the computer dictionary?

5 Rewrite these List Words adding **t** or **ff** to represent **t ff**.

eeth _____ mae _____ sir _____ wrien _____
 wice _____ paern _____ between _____
 Australia _____ October _____ boom _____

6 Write **tr**, **tw**, **st**, **nt**, **ct** or **ft** to finish the words. Arrange each set in alphabetical order.

_____elve	1. _____	spe_____	1. _____
_____avel	2. _____	breakfa_____	2. _____
_____ore	3. _____	swi_____	3. _____
_____ir	4. _____	pare_____	4. _____
_____elfth	5. _____	O_____ober	5. _____

7 Finish these sentences with List Words. Use your dictionary to help you.

You need _____ items to make a dozen.
 You need _____ items to make a score.
 Tom was born on the _____ day in the month of October.
 The visitor had to ring the doorbell _____ before I heard it.
 The reserve player in a cricket team is the _____ man.

8 Choose a word part from each column and join them together to make a List Word.

patf	ents	_____	Oc	tral	ber	_____
par	ern	_____	Aus	to	ia	_____
bott	en	_____	to	put	ther	_____
writf	tween	_____	com	ge	er	_____
be	n't	_____				
does	om	_____				

9 Write contractions for the pairs of words in the box. Finish the conversation with your words. The underlined word in each sentence is a clue for the missing word in the reply.

Go to Helpful Hint (8)

do not _____
 can not _____
 does not _____
 was not _____
 will not _____


1. I can make a meat pie.
 2. Mum does the pastry first.
 3. Next the meat was cooked.
 4. Mine will be a lovely pie.
 5. Well, you don't have to eat any.


1. No you _____
 2. No she _____
 3. No it _____
 4. No it _____
 5. Yes I _____

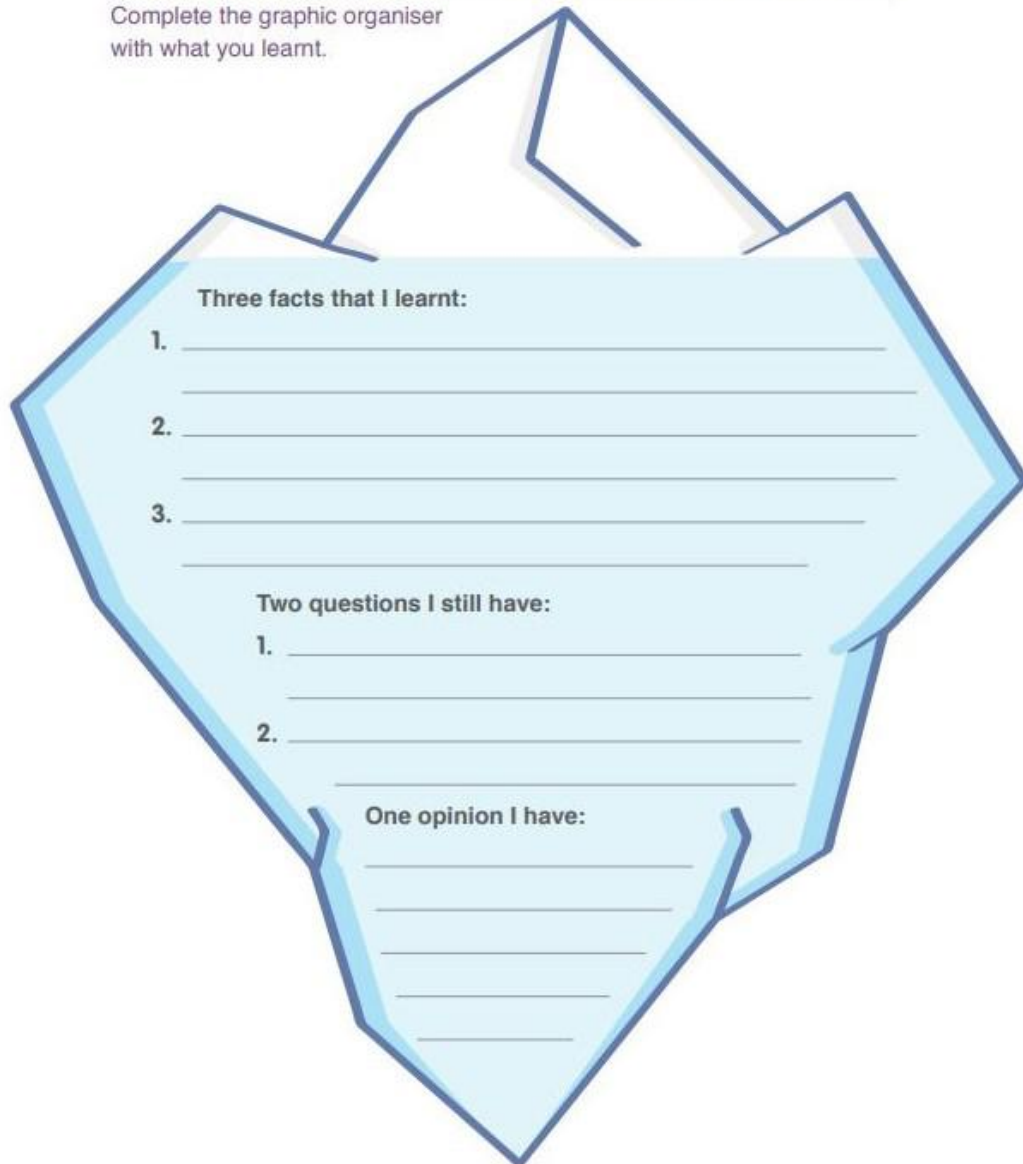
Challenge

The Crossword answers are the past tense of the verbs listed, for example, Today I count. Yesterday I counted.

- | | |
|---------------|-------------|
| Across | Down |
| 1. buy | 1. build |
| 3. stir | 2. meet |
| 5. travel | 3. spend |
| 8. fight | 4. talk |
| 9. eat | 6. lift |
| 10. dust | 7. store |
| 11. try | 9. ask |
| 12. dirty | |



- 5**  Scientists believe that the Earth has been getting warmer over the last 100 years due to some human activities. This causes glaciers to melt and sea levels to rise. Use the websites to find out more about sea levels rising. Complete the graphic organiser with what you learnt.



Three facts that I learnt:

1. _____

2. _____

3. _____

Two questions I still have:

1. _____

2. _____

One opinion I have:
