

Framework for Learning from Home Year 3: Week 6


三年级在家学习大纲---第三学期期第六周

以下作业你有可能需要父母的协助才能完成。请展示父母你完成的作业。






For some of the below activities you may need your parents help. Show each completed activity to your parents to check.

	Monday 16 th August 星期一八月十六日	Tuesday 17 th August 星期二八月十七日	Wednesday 18 th August 星期三八月十八日	Thursday 19 th August 星期四八月十八日	Friday 20 th August 星期五八月二十日
Session 1 第一节	English 英语 Writing: 写作 ‘Ban Junk Food’Ban 的垃圾食物 Persuasive Writing.写能说服人的文章 Constructing persuasive sentences by joining starts, middles and endings. 通过连接开始、中间	English 英语 Reading: 阅读 With Ms Wadley 同 Wadley 一起读 Listen to chapter 3 (part 1) of The Secrets of Magnolia Moon by Edwina Wyatt. Answer the following questions in full sentence answers to show your understanding.	English 英语 Reading 阅读: Predicting 预测 Making a prediction is guessing what happens next. The title of a book can help you guess what you will see inside it. Worksheet: Read the title of each story and circle the picture that best suits the title.	English 英语 Reading: 阅读 1. Read the text: How to make Ice cream 2. Complete the comprehension sheet using full sentences. You can write your answers in a work book, print out the worksheet or type your answers in Seesaw. Find a recipe and gather ingredients to make a meal	English 英语 Reading: 阅读 Choose a recipe to follow. Ask your family to help you if you are using the stove. Read the instructions carefully to prepare and make your meal or snack. Take photos as you go. Then use the photos to write your own recipe and procedure using Seesaw Slides OR other application OR write your procedure in

	<p style="text-align: center;">Monday 16th August 星期一八月十六日</p>	<p style="text-align: center;">Tuesday 17th August 星期二八月十七日</p>	<p style="text-align: center;">Wednesday 18th August 星期三八月十八日</p>	<p style="text-align: center;">Thursday 19th August 星期四八月十八日</p>	<p style="text-align: center;">Friday 20th August 星期五八月二十日</p>
	<p>和结尾来构造有说服力的句子。 (see attached 2 pages below). (请参阅下面的2页)。</p> <p>Spelling: 拼写练习</p> <p>This weeks focus graphemes: 本周主要学习的元音如下 ir, ur, or, er, ere, ear.</p> <p>Odd one out For each of your spelling words write out 4 words. The first one is you spelling word. The next two are words that relate to your spelling word. And the 4th word is an odd word out that does not fit with the other 3 words. 对于您的每个拼写单词写出 4 个单词。第一个是你的拼写单词。接下来的两个词与你的拼写单词有关。第 4 个单词是一个奇怪的单词，与其他 3 个单</p>	<p>听埃德温娜·怀亚特的《玉兰月亮的秘密》第 3 章 (第 1 部分)。用句全句回答以下问题，以表达您的理解。</p> <p>1) Who is the 'New Moon' that Magnolia's dad talks to her about? 2) How do you think Magnolia feels about becoming a big sister?</p> <p>1) 玉兰爸爸跟她谈论的 "新月" 是谁? 2) 你觉得玉兰成为大姐姐的感觉如何?</p> <p>Writing: Complex Sentences 写作: 写复杂的句子 provided. Complex sentences add more detail to a sentence. They contain an independent clause (a sentence that makes sense on its own) and a dependent clause (does not make sense on its own). The independent and</p>	<p>Complete the sentence for each title: 预测就是猜测接下来会发生什么。书名可以帮助你猜出里面会看到什么。工作表: 阅读每个故事的标题, 并围绕最适合标题的图片进行周旋。完成每个标题的句子: I predict the book is about 我预测这本书是关于.....</p> <p style="text-align: center;"><small>Predictions Making a prediction is guessing what happens next. The title of a book can help you guess what you will see inside it. Read the title of each story and circle the picture that best suits the title. Complete the sentence for each book.</small></p> <div style="text-align: center;">  <p>1. Circle the picture that shows a good guess about what you will see inside the book.</p> <p>I think this story is about _____</p> </div> <div style="text-align: center;">  <p>2. Circle the picture that shows a good guess about what you will see inside the book.</p> <p>I think this story is about _____</p> </div> <p>Writing: Persuasive sentences Making a poster about banning fireworks OR writing a letter to the council to ban fireworks in</p>	<p>or snack for your family on Friday. 1. 阅读文本: 如何制作冰淇淋 2. 使用完整的句子完成理解表。您可以在工作簿中写下答案, 打印工作表或在跷跷板中键入答案。找到食谱, 收集食材, 在周五为家人做一顿饭或小吃。</p> <p>Writing: Articles</p> <p>The words 'a', 'an' and 'the' are known as articles. These articles are used along with nouns, eg. a tree, an apple, the dog. 1. Read each sentence on the worksheet and circle to correct article. 2. Write an article in front of each noun. 写作: 文章 单词 "a", "an" 和 "the" 称为文章。这些文章与名词一起使用, 例如。一棵树, 一个苹果, 狗。1. 阅读工作表上的每一句话, 并循环更正文章。2.</p>	<p>your workbook. Remember to include the ingredients and the steps that need to be followed. 选择要遵循的配方。如果您使用炉子, 请家人帮助您。仔细阅读说明, 准备和制作您的膳食或小吃。一走就拍照片。然后使用照片使用跷跷板幻灯片或其他应用程序编写自己的食谱和程序, 或将您的程序写在工作簿中。请记住, 要包括需要遵循的成分和步骤。</p> <p>Writing: Quotation Marks Quotation marks are punctuation marks used in pairs to mark a section of writing as speech, eg. "We are going back to class," said the teacher. 1. Complete the worksheet by adding the quotation marks to each sentence. 2. Write 3 of your own sentences using quotation marks. 写作: 引号引号是成对用于将写作部分标记为语音的标点符号, 例如。"</p>

	<p>Monday 16th August 星期一八月十六日</p>	<p>Tuesday 17th August 星期二八月十七日</p>	<p>Wednesday 18th August 星期三八月十八日</p>	<p>Thursday 19th August 星期四八月十八日</p>	<p>Friday 20th August 星期五八月二十日</p>
	<p>词不符。 Soundwaves: Play a game on a sound of your choosing for 15 minutes. Login:www.soundwaveskids.com.au 声波: 在您选择的声音上玩游戏 15 分钟。 登录: www.声波滑雪.com.au Access code: moss583 上网密码: moss583</p>	<p>dependent clauses are joined with words such as: because, although, after, since etc. Complete each sentence using the conjunction 复杂的句子为句子添加更多细节。它们包含一个独立的句子(一个本身有意义的句子)和一个附属子句(本身没有意义)。独立和附属句子经常由下面的词连接在一起如: 因为, 虽然, 之后, 因为等。使用连接词完成每个句子</p>	<p>the area. See attached poster examples below. 写作: 有说服力的句子, 制作一张关于禁止烟花的海报, 或写信给议会禁止该地区的烟花。请参阅下面附的海报示例。</p>	<p>在每个名词前写一篇文章。</p>  <p>Articles- a, an, the Rule: We use "a" when the noun starts with a consonant We use "an" when the noun starts with a vowel (a, e, i, o, u) We use "the" in front of a noun if we are talking about someone or something specific.</p> <p>Circle the correct article (a / an / the) in each sentence: 1. John wanted to read a / an comic book. 2. The class went on a / an field trip. 3. He likes to read an / the short stories. 4. Lisa put a / an orange on her yogurt. 5. My mom likes making an / the cake from scratch. 6. The dog caught a / an stick. 7. I saw a / an otter at the zoo. 8. I quickly ate the / an cookie. 9. A / An oval is shaped like a / an egg.</p> <p>Write the correct article (a / an / the) before each noun: _____ igloo _____ bench _____ bananas _____ mitten _____ tree _____ soccer ball _____ inch _____ owl _____ eagle _____ tiger</p>	<p>我们要回去上课了, "老师说。 1.通过在每个句子中添加引号来完成工作表。 2.使用引号写自己的3个句子。</p> <p>Quotation Marks Quotation marks are punctuation marks used in pairs to mark a section of writing as speech. Eg. "We are going back to class," said the teacher. They are also known as speech marks!</p> <p>Underline what the speaker said and write in the missing quotation marks</p> <ol style="list-style-type: none"> I wonder where to hang this frame? the woman wondered. Careful! It's hot, said the waiter to Marcus. Are there more people coming? asked the hostess at the restaurant. The teacher said, <u>Don't</u> forget to write your name. Phil told Julia, <u>This</u> is my new bicycle. Do you want to try? asked dad.

	Monday 16 th August 星期一八月十六日	Tuesday 17 th August 星期二八月十七日	Wednesday 18 th August 星期三八月十八日	Thursday 19 th August 星期四八月十八日	Friday 20 th August 星期五八月二十日
		<p>Complex Sentences</p> <p>Expand each sentence using the word in brackets.</p> <p>1. They finished the race (after) ago. They finished the race after the bell went.</p> <p>2. Mark and Leslie watched the movie. (until)</p> <p>_____</p> <p>3. The teacher came to Mary's desk. (when)</p> <p>_____</p> <p>4. The dog climbed over the fence. (because)</p> <p>_____</p> <p>5. The players celebrated their victory. (until)</p> <p>_____</p> <p>6. I will give you more cookies. (if)</p> <p>_____</p> <p>7. Mark will go with you. (unless)</p> <p>_____</p> <p>8. The hens are in their coop. (because)</p> <p>_____</p>			
Break 休息时间	Break (30 min) Eat and Play 休息 (30 分钟) 吃和玩	Break (30 min) Eat and Play 休息 (30 分钟) 吃和玩	Break (30 min) Eat and Play 休息 (30 分钟) 吃和玩	Break (30 min) Eat and Play 休息 (30 分钟) 吃和玩	Break (30 min) Eat and Play 休息 (30 分钟) 吃和玩
Session 2 第二节	<p>Mathematics 数学: Division 除法</p> <p>Division facts are linked to multiplication facts. For example, $2 \times 6 = 12$ and $12 \div 2 = 6$.</p> <p>Complete the worksheet at the end of the booklet.</p> <p>数学: 除法事实与乘法事实有关。例如, $2 \times 6 = 12$ 和 $12 \div 2 = 6$。在小册子的</p>	<p>Mathematics 数学: Division 除法</p> <p>Look at the worksheet at the end of this booklet and solve the problems. 查看本手册末尾的工作表并解决问题</p>	<p>Wellbeing Wednesday: 健康快乐的星期三</p> <p>Design and complete an exercise or dance routine – see if you can get your family to do it too. Complete a mindfulness guided meditation. You can access these on Smiling Mind or Peaceful Kids 设计并完成锻炼或舞蹈程序 - 看看你是否可以让你的家人也这样做。完成正念引导</p>	<p>Mathematics 数学: Time-Quarter Past and Quarter to 一刻钟前和一刻钟后</p> <p>Watch the video 看视频 https://www.youtube.com/watch?v=MFmO67zz-cU</p>  <p>Complete the worksheet-</p>	<p>Mathematics 数学: Time-Quarter Past and Quarter to 一刻钟前和一刻钟后</p> <p>Complete the worksheet. Place the hands on each clock to match the time. 完成工作表。将手放在每个时钟上以匹配时间</p>

	Monday 16 th August 星期一八月十六日	Tuesday 17 th August 星期二八月十七日	Wednesday 18 th August 星期三八月十八日	Thursday 19 th August 星期四八月十八日	Friday 20 th August 星期五八月二十日
	<p>末尾完成工作表</p>  <p>Play some games at:玩下面的游戏 www.imathskids.com.au Access Code: nine026</p>	 <p>Next, draw your own party. Draw yourself and your guests. Draw the food and drinks too. Explain how much everyone can have and how much will be left over. 接下来，画自己的派对。画你自己和你的客人。也画食物和饮料。解释每个人都可以拥有多少，还剩多少</p> <p>Play some games at:玩游戏 www.imathskids.com.au Access Code: nine026</p>	<p>冥想。你可以访问这些微笑的头脑或和平的孩子</p> <p>https://www.smilingmind.com.au/</p> <p>https://www.peacefulkids.com.au/ Turn off all devices for at least 2 hours 关闭所有设备至少 2 小时</p> 	<p>labeling each clock with the correct time 完成作业并把每个时钟的时间标出来。</p> <p>Tell the Time: Half and Quarter-Hour Write the time shown on each clock.</p>  <p>www.imathskids.com.au Access Code: nine026 上网密码: nine026</p>	 <p>www.imathskids.com.au Access Code: nine026 上网密码: nine026</p>
Break 休息	Break (1 hour) Eat and Play 休息 (1 小时) 吃和玩	Break (1 hour) Eat and Play 休息 (1 小时) 吃和玩	Break (1 hour) Eat and Play 休息 (1 小时) 吃和玩	Break (1 hour) Eat and Play 休息 (1 小时) 吃和玩	Break (1 hour) Eat and Play 休息 (1 小时) 吃和玩
Session 3	Planning for 计划一下地理学习 Geography: Think back to the lesson	Science 科学: Rotation of the Earth Around the Sun 地球围绕太阳旋转 Watch the video	Wellbeing Wednesday 星期三 幸福与快乐	Geography: 地理 Choose a biome and make	Creative Arts-创造艺术 1. Listen to the Song: I have a mouth to speak or listen to another song that

	Monday 16 th August 星期一八月十六日	Tuesday 17 th August 星期二八月十七日	Wednesday 18 th August 星期三八月十八日	Thursday 19 th August 星期四八月十八日	Friday 20 th August 星期五八月二十日
第三节	<p>on Australian Biomes. Gather materials to make a diorama or 3D model of one Australian Biome. The link below explains how to make a model. There are many images of dioramas online. The activity for making is on Thursday and will be due to be completed the following Thursday afternoon. 回想一下关于澳大利亚生物群系的教训。收集材料，制作一个澳大利亚生物群系的立体或3D模型。下面的链接解释了如何创建模型。网上有很多迪奥拉玛的图片。制作活动于周四进行，并将于周四下午完成。An example of a diorama is attached. 附上了二极管示例</p> <p>https://www.brighthubeducation.com/science-fair-projects/94117-how-to-make-a-biome-diorama/#building-the-</p>	<p>https://video.link/w/IYTac</p>  <p>Answer each question after watching the video.</p> <ol style="list-style-type: none"> 1.The earth rotates on its..... 2.The earth revolves around the..... 3.It takes the earth.....days to revolve around the sun. This is called one..... <p>观看视频后回答每个问题。1. 地球在其上旋转。2.地球围绕着。。。3.It 带走了地球。。。围绕太阳旋转的日子。这叫做。。。</p>		<p>a diorama or 3D model 选择生物群系并制作立体或3D模型</p> <p>NOTE: IT MUST BE AN AUSTRALIAN LANDSCAPE 它必须是一个澳大利亚景观</p> <p>Choose a biome that is interesting and study the climate, where that specific biome is found in Australia and any special adaptations of the animals or plants in that biome. Determine what the ground looks like, how tall vegetation grows, how much water is available and any geographic characteristics such as rocks, mountains. Here are some examples of different biomes you may want to explore: Aquatic - Freshwater or marine, Desert, Forest, Grassland, Rainforest, Savannah.</p>	<p>you like. https://publish.viostream.com/play/w9i3zgnmuywos</p> <p>2. Think about these questions: * Do any of the words in this song rhyme? * How is repetition used, for example are there words or melodic phrases that happen more than once? * What grammatical patterns or repeating themes are used in the lyrics? * What is the song all about?</p> <p>3.Sing your song in front of your family.</p> <p>创意艺术- 听歌：我有嘴说话或听另一首你喜欢的歌。</p> <p>https://publish.viostream.com/play/w9i3zgnmuywos 想想这些问题：*这首歌押韵中的任何一个词吗？*重复是如何使用的，例如，是否有单词或旋律短语发生不止一次？*歌词中使用了什么</p>

	<p>Monday 16th August 星期一八月十六日</p>	<p>Tuesday 17th August 星期二八月十七日</p>	<p>Wednesday 18th August 星期三八月十八日</p>	<p>Thursday 19th August 星期四八月十八日</p>	<p>Friday 20th August 星期五八月二十日</p>
	<p>model Language:语言学习</p>			<p>Draw a diagram of the finished diorama on a piece of paper that is the same size as the finished product. Include where items such as plants, rocks, animals or water will be placed. Determine what you will need to make, what can be painted directly onto the base and what can be purchased. Find a workspace and begin creating. See your final projects next Thursday Afternoon. Take photos of your diagrams and photos as you make your model. Upload your photos to Seesaw. 选择一个有趣的生物群系，并研究气候，在那里，特定的生物群系在澳大利亚被发现，并在该生物群系中的动物或植物的任何特殊适应。确定地面是什么样子，植被生长得</p>	<p>语法模式或重复主题？ *这首歌是关于什么的？ 3.在家人面前唱你的歌</p> <p>体育和健康 - Healthy eating 吃得健康</p> <p>Complete the following tasks in your workbook or on your device if you have access to one.</p> <p>Task 1: Using the Australian Guide to Healthy Eating poster: Design a healthy lunch box you could take to school. Label the food and drink you choose.</p> <p>Task 2: Using the Australian Guide to Healthy Eating poster: Design a lunchbox that includes sometimes foods for a weekend picnic. Label the food and drink you choose,</p> <p>请在工作簿或设备上完成以下任务。任务 1：使用澳大利亚健康饮食指海报：设计一个健康的午餐盒，你可</p>

	Monday 16th August 星期一八月十六日	Tuesday 17th August 星期二八月十七日	Wednesday 18th August 星期三八月十八日	Thursday 19th August 星期四八月十八日	Friday 20th August 星期五八月二十日
				<p>有多高，有多少水可用，以及岩石、山脉等任何地理特征。以下是您可能想要探索的不同生物群系的一些示例：水生淡水或海洋、沙漠、森林、草原、雨林、萨凡纳。在与成品大小相同的一张纸上绘制成品立体图。包括放置植物、岩石、动物或水等物品的地点。确定您需要制作什么，哪些可以直接涂在底座上，哪些可以购买。查找工作区并开始创建。下周四下午见您的最终项目。拍摄您的图表和照片，你让你的模型。将照片上传到跷跷板。</p> <p>PDHPE 体育和健康 - T3 Wk6 19th August – 今天的节目是 Skipping 跳绳</p>	<p>以带去学校。标记您选择的食物和饮料。任务 2：使用澳大利亚健康饮食指南海报：设计一个午餐盒，有时包括周末野餐的食物。标记您选择的食物和饮料。</p> <p>https://drive.google.com/file/d/1sqVblzNJuiExdixjahFF4diyS4Vvbl/view</p>

	Monday 16 th August 星期一八月十六日	Tuesday 17 th August 星期二八月十七日	Wednesday 18 th August 星期三八月十八日	Thursday 19 th August 星期四八月十八日	Friday 20 th August 星期五八月二十日
				<p>For this activity you'll need a skipping rope or something similar, examples are given in the video. It's a long video so make sure you have your water bottle. Follow the link below: 此活动，您需要绳或类似的东西，在视频中给出示例。这是一个很长的视频，所以要确保你有你的水瓶。请按照以下链接操作： https://vimeo.com/422738708</p>	

Optional: Word Work Grid

Word Work Grid

Complete each of the activities in this grid. Write the date you completed each activity on the line provided.

8

<p>Syllable Sort Write your spelling words in order from the least amount of syllables to</p>	<p>Odd One Out For each of your spelling words, write four words. One is your spelling</p>	<p>Wacky Words On a sheet of paper, write your spelling words in different directions</p>	<p>Word Detective Write three clues about each of your spelling words. Ask someone to</p>	<p>Digging in the Dictionary Use a dictionary to find the definition and write a</p>
--	---	--	--	---

YEAR 2 Spelling List

<ul style="list-style-type: none">• burst• curly• curtain• furniture• further	<ul style="list-style-type: none">• journey• learn• observe• pearl• person	<ul style="list-style-type: none">• purple• return• search• service• stirred	<ul style="list-style-type: none">• surface• Thursday• turkey• turtle• worse
---	--	--	--


YEAR 3 Spelling List

<ul style="list-style-type: none"> • girl • dirt • first • third • thirteen • thirty • were 	<ul style="list-style-type: none"> • work • word • hurt • turn • church • early 	<ul style="list-style-type: none"> • heard • birthday • circle • herd • term • learn 	<ul style="list-style-type: none"> • earth • purple • return • search • world • worth
<ul style="list-style-type: none"> • burglar • certain • circular • commercial • courteous 	<ul style="list-style-type: none"> • furniture • further • herbivorous • journal • observe 	<ul style="list-style-type: none"> • emergency • permanent • personal • research • serve 	<ul style="list-style-type: none"> • suburb • survey • turquoise • vertical • worthwhile
















Mathematics-Time Week 6 Thursday 17th August

Tell the Time: Half and Quarter-Hour

Write the time shown on each clock.



Mathematics-Time-Week 6 Friday 18th August

 10:30	 2:00	 7:15	 12:00	 6:45
 8:45	 9:00	 2:45	 1:30	 8:30
 3:15	 4:30	 11:30	 5:15	 12:15

