



# Framework for Learning from Home – Year 2 T3 W6 16-20 August


## 在家学习大纲 ——二年级第三学期第六周 8.16-8.20

You will need help from a parent/carer. Show each completed activity to your parents so they can check it and/or help you post it on Seesaw. Remember to have regular breaks throughout the day for crunch and sip, recess and lunch, stretching and moving throughout the house in between activities. Please remember to take care with your work and present it neatly.

你将需要父母/看护人的帮助。 向你的父母展示每项已完成的活动，以便他们检查和/或帮助你将其发布到 Seesaw。 记住全天有规律的休息，吃水果，午休和午餐，在活动之间在整个房子里伸展和运动。 请记得好好完成你的作业并整齐地呈现它。

	Monday 16/8 周一	Tuesday 17/8 周二	Wednesday 18/8 周三	Thursday 19/8 周四	Friday 20/8 周五
Morning Literacy 早晨 读写	<p><b>Spelling 拼写</b></p> <p>We are looking at Soundwaves- Unit 24 this week. The sounds are: 't' and 'tt'.</p> <p>本周我们正在学习 Soundwaves-第 24 单元。</p> <p>声音是：“t”和“tt”。</p> <p><a href="http://www.soundwaveskids.com.au">www.soundwaveskids.com.au</a> Access code 密码: puff231</p> <p>Using the tiger template provided (or draw your own), write your spelling list words inside the tiger. Around the outside of the tiger write down any other words you can think of using the sounds of the week.</p>	<p><b>Spelling 拼写</b></p> <p>Rainbow Words – Write your spelling list using rainbow colours.</p> <p>彩虹单词– 使用彩虹色写下你的拼写列表。</p> <p><b>Reading 阅读:</b></p> <p>Visit 浏览 <a href="https://in2era.com.au/home">https://in2era.com.au/home</a> Username 用户名: hurstville Password 密码: hurstville</p> <p>Choose a <b>picture book or a book at your level</b> and read for enjoyment. Try to aim for 10-20 minutes of reading.</p>	<p><b>Spelling 拼写</b></p> <p>Sentences – Write <b>five</b> sentences using your spelling words. Can you use at least <b>two</b> spelling words in each sentence? Underline the spelling words.</p> <p>句子——用你的拼写单词写五个句子。你能在每个句子中使用至少两个拼写词吗？在拼写单词下划线。</p> <p><b>Reading &amp; Writing 读写</b></p> <p>This week, we will continue looking at the book ‘I Will Never Not Ever Eat a Tomato’ by Lauren Child.</p> <p>本周，我们将继续看劳伦·柴</p>	<p><b>Spelling 拼写</b></p> <p>We have uploaded the first page of Unit 24 from the Soundwaves textbook. Complete the activities. Do the first page <b>ONLY</b>.</p> <p>我们上传了声波课本第 24 单元的第一页。完成活动。只做第一页。</p>  <p><b>Reading 阅读</b></p>	<p><b>Spelling 拼写</b></p> <p>We have uploaded the second page of Unit 24 from the Soundwaves textbook. Complete the activities. Do the second page <b>ONLY</b>.</p> <p>我们上传了声波课本第 24 单元的第二页。完成活动。只做第二页。</p> 

使用提供的老虎模板（或自己画），在老虎内写下你的拼写列表单词。在老虎的外面写下你能想到的任何其他词，使用本周的声音。



### Reading 阅读:

Visit 浏览

<https://in2era.com.au/home>

Username 用户名: Hurstville

Password 密码: hurstville

Choose a **picture book or a book at your level** and read for enjoyment. Try to aim for 10-20 minutes of reading.

选择一本图画书或符合你水平的书，然后阅读以享受乐趣。尝试以 10-20 分钟的阅读时间为目标。

### Persuasive Writing 说服力写作

View the book: 'Can I have a stegosaurus, Mom? Can I? Please?!' by Lois G. Grambling.

看这本书：“妈妈，我可以拥有剑龙吗？我可以吗？拜托了？！”作者：Lois G.

选择一本图画书或符合你水平的书，然后阅读以享受乐趣。尝试以 10-20 分钟的阅读时间为目标。

### Persuasive Writing 说服力写作

Under the title: 'Should the boy have a pet stegosaurus?', use the following strong/high modality words to write 4 or more persuasive 'Statements of Opinion'.

*absolutely, always, certainly, clearly, definitely, has to, invariably, must, obviously, surely, undoubtedly, unquestionably*

在标题下：“这个男孩应该有一只宠物剑龙吗？”，使用以下强/高情态词写 4 个或更多有说服力的“意见陈述”。

*绝对, 总是, 肯定, 清楚, 肯定, 必须, 总是, 必须, 显然, 肯定, 毫无疑问, 毫无疑问*

For example:

*Should the boy have a pet stegosaurus?*

- *I absolutely believe the*


尔德 (Lauren Child) 所著的《我永远不会吃番茄》一书。

View the story on Seesaw

Create a comic strip based on the story 'I Will Never Not Ever Eat a Tomato'. A comic strip uses pictures, speech bubbles, thought bubbles and words to tell a story. You can print the template attached, edit on Seesaw or draw your own comic strip.

在 Seesaw 上查看故事

根据“我永远不会吃番茄”的故事创作漫画。连环漫画使用图片、对话泡泡、思想泡泡和文字来讲述一个故事。你可以打印随附的模板、在 Seesaw 上编辑或绘制自己的漫画。



Summarise the story using the comic strip, you don't need to include the whole story.

用连环画概括故事，你不需要包括整个故事。

View the story, 'I Will Never Not Ever Eat a Tomato' by Lauren Child.

观看 Lauren Child 的故事“我永远不会吃番茄”。

### Writing/Speaking

#### 写作/口语

Write a summary of the story and present it as a speech. A summary should include – book title and author, characters, a retell of the main parts of the story, including the complication and resolution.

写下故事的摘要并以演讲形式呈现。摘要应包括——书名和作者、人物、故事主要部分的复述，包括复杂性和解决方案。

Practise your speech first by presenting it to a family member. Record your speech and upload to Seesaw. Remember:

- Speech structure – introduction, body and final message
- Eye contact
- Steady stance (standing still with good posture)
- Loud, clear voice with confidence and

Explore some sounds and play the games for this unit on

探索 soundwaves 里的一些声音然后玩一玩这个单元的游戏

[www.soundwaves.kids.com.au](http://www.soundwaves.kids.com.au) Access code 密码: puff231

### Reading & Writing 读写

Visit 浏览

<https://in2era.com.au/home>

Username 用户名: hurstville

Password 密码: hurstville

Choose a **picture book or a book at your level** and complete the task below. Choose ONE of the following tasks. Remember to include the title and author of the story.

选择一本图画书或与你水平相当的书，并完成以下任务。选择以下任务之一。请记住包括故事的标题和作者。

**Fiction** (imaginary story):

<p>Grambling.</p> <p><a href="https://www.youtube.com/watch?v=b5QYUM93ATI">https://www.youtube.com/watch?v=b5QYUM93ATI</a></p> <p>In persuasive writing, we use <b>modality</b> to change how sure/certain we are. For example:</p> <ul style="list-style-type: none"> <li>• 'I think he should have a pet stegosaurus.' is <u>low</u> modality.</li> <li>• 'I believe he needs to have a pet stegosaurus.' is <u>medium</u> modality</li> <li>• 'I believe he must have a pet stegosaurus.' is <u>high</u> modality</li> </ul> <p>在有说服力的写作中，我们使用情态来改变我们的确定/确定程度。例如：</p> <ul style="list-style-type: none"> <li>•“我认为他应该养一只宠物剑龙。”是低模态。</li> <li>•“我相信他需要有一只宠物剑龙。”是中等情态</li> <li>•“我相信他一定有一只宠物剑龙。”是高模态。</li> </ul> <p>Find the <b>high modality</b> Statements of Opinion and write them under the title 'High Modality'</p> <ul style="list-style-type: none"> <li>• I strongly believe dogs make the best pets.</li> <li>• Maybe purple is the best colour.</li> <li>• We absolutely must stop</li> </ul>	<p><i>boy should have a pet stegosaurus.</i></p> <ul style="list-style-type: none"> <li>• <i>I strongly believe the boy must have a pet stegosaurus.</i></li> </ul> <p>Can you think of any other strong/high modality words you can use?</p> <p>例如：</p> <p>男孩应该养宠物剑龙吗？</p> <ul style="list-style-type: none"> <li>• 我绝对相信这个男孩应该有一只宠物剑龙。</li> <li>• 我坚信这个男孩一定有一只宠物剑龙。</li> </ul> <p>你能想到任何其他你可以使用的强/高情态词吗？</p> <p>Upload your writing to SeeSaw.</p> <p>将你的作业上传到 SeeSaw。</p>		<p>expression</p> <p>首先练习你的演讲，把它展示给家人。录制你的演讲并上传到 Seesaw。记住：</p> <ul style="list-style-type: none"> <li>• 演讲结构——介绍、正文和最终信息</li> <li>• 眼神接触</li> <li>• 稳定站姿（以良好的姿势站着）</li> <li>• 声音洪亮清晰，充满自信和表情</li> </ul>	<p>If you read a fiction book, choose one character from the story. Write a description of the character and draw a picture. Remember to use adjectives to describe your character.</p> <p><b>Non-Fiction</b> (Information book):</p> <p>If you read a Non-fiction book, write down three interesting facts or pieces of information from the book. Write in full sentences. You may like to draw a picture or diagram.</p> <p>小说（虚构的故事）：</p> <p>如果你阅读一本小说书，请从故事选择一个角色。写下人物的描述并画一张图。记住使用形容词来描述你的角色。</p> <p>非小说类（信息书）：</p> <p>如果你阅读非小说类书籍，请从书中写下三个有趣的事实或信息。写出完整的句子。你可能想要画一幅图画或图表。</p>
--	--	--	--	--

	<p>polluting the ocean.</p> <ul style="list-style-type: none"> <li>Clearly, we should read every day.</li> <li>We could save our coins.</li> <li>It is without a doubt, we should watch less television.</li> </ul> <p>找到高模态的意见陈述并将它们写在“高模态”的标题下</p> <ul style="list-style-type: none"> <li>我坚信狗是最好的宠物。</li> <li>也许紫色是最好的颜色。</li> <li>我们绝对必须停止污染海洋。</li> <li>显然，我们应该每天阅读。</li> <li>我们可以节省我们的硬币。</li> <li>毫无疑问，我们应该少看电视。</li> </ul> <p>Can you write your own high modality statements using these words? <i>must, always, have to, clearly, certainly, definitely, obviously, absolutely, never</i></p> <p>Upload your writing to SeeSaw.</p> <p>你能用这些词写出你自己的高情态陈述吗？必须，总是，必须，清楚，肯定，绝对，显然，绝对，从不</p> <p>将你的作业上传到 SeeSaw。</p>				
<p><b>Break</b> 休息</p>	<p><b>Break</b> 休息</p>	<p><b>Break</b> 休息</p>	<p><b>Break</b> 休息</p>	<p><b>Break</b> 休息</p>	<p><b>Break</b> 休息</p>

<p><b>Middle Maths</b> 上午数学</p>	<p><b>Maths - Division 数学-除法</b></p> <p>We are looking at sharing in division today. E.g., 6 biscuits shared into 2 rows = 3</p> <p>我们今天正在学习除法中的平均分配。例如，6 块饼干分成 2 行 = 3。</p>  <p>Sometimes, when items cannot be shared equally, there is a part left over. Using small objects from around the house (e.g., Lego, pasta shells, cards etc), share the following items and find the answer:</p> <p>10 shared into 2 groups= 13 shared into 3 groups = 12 shared into 3 columns= 20 shared into 4 columns= 25 shared into 5 rows =</p> <p>有时，当项目不能均分时，会留下一部分。使用房子周围的小物品（例如乐高、意大利面壳、卡片等），均分以下物品并找到答案：</p> <p>10 均分 2 组= 13 均分 3 组 = 12 均分为 3 列= 20 均分为 4 列=</p>	<p><b>Maths – Division 数学-除法</b></p> <p>There are different ways to solve word problems in division. Today, we are looking at how we can use repeated subtraction to find our answer. Remember to watch the video on Seesaw to show you how to use this strategy.</p> <p>有不同的方法可以解决除法中的问题。今天，我们正在研究如何使用重复减法来找到答案。记得观看 Seesaw 上的视频，向你展示如何使用此技巧。</p> <p>Solve the following using repeated subtraction:</p> <p>10 stickers shared between 2 people= 12 books shared between 3 librarians= 20 biscuits shared between 4 plates= 21 diamonds shared between 7 people= 使用重复减法解决以下问题：</p> <p>2 人共享 10 个贴纸= 3 位图书管理员共享 12 本书 = 4 个盘子共享 20 块饼干=</p>	<p><b>Maths – Division 数学-除法</b></p> <p>There are different ways to solve number sentences in division. Complete the task uploaded to Seesaw.</p> <p>有不同的方法可以解决除法中的数字句子。完成上传到 Seesaw 的任务。</p> <p><b>Wellbeing Wednesday 身心健康星期三</b></p>  <p><b>Dancing - Put on some fun music to dance to. See if you can make up a dance routine using your own movements. You could perform to a family member once you are finished or see if they can join in.</b></p> <p>跳舞 - 放一些有趣的音乐来跳舞。看看你是否可以用自己的动作编排一个舞蹈套路。完成后，你可以向家庭成员表演，或者看看他们是否可以加入。</p> <p><b>Yoga- Yoga is one way we can look after our physical, mental and emotional wellbeing. Follow along: 瑜伽——瑜伽是我们照顾身</b></p>	<p><b>Maths – Position 数学-位置</b></p> <p>View Skwirk Video 看这个关于 skwirk 的视频： <a href="https://www.skwirk.co.au/esa/position">https://www.skwirk.co.au/esa/position</a></p> <p>Brainstorm as many position terms you can think of (e.g., on, behind, on top of, below, etc). Create a simple mind map with these position words.</p> <p>头脑风暴尽可能多的位置术语（例如，在，后面，在上面，下面等）。用这些位置词创建一个简单的思维导图。</p>  <p>Look at the bedroom picture. Write sentences describing the position of the lamp in relation to the other objects in the picture. How many possible sentences can you think of?</p> <p>看卧室图。写出描述灯相对于图片中其他物体的位置的句子。你能想到多少种可能的句子？</p>	<p><b>Maths – Position 数学-位置</b></p> <p>Visit 浏览并完成活动： <a href="https://nrich.maths.org/234/index">https://nrich.maths.org/234/index</a> and complete the interactivity.</p> <p>Complete worksheets – ‘Position, Direction and Simple Maps’ and ‘Reading a Map’.</p> <p>完整的工作表——“位置、方向和简单地图”和“阅读地图”。</p>  <p><b>iMaths- Go to the games section and choose a game to play. 转到游戏部分并选择要玩的游戏。</b></p> <p><a href="http://www.imaths.com.au">www.imaths.com.au</a> Access code 密码: tent495</p>
-------------------------------------	--	---	--	--	---

	<p>25 均分为 5 行 =</p> <p><b>iMaths-</b> Go to the games section and choose a game to play. 转到游戏部分并选择要玩的游戏。 <a href="http://www.imaths.com.au">www.imaths.com.au</a> Access code 密码: tent495</p>	<p>7 人共享 21 颗钻石=</p> <p><b>iMaths-</b> Go to the games section and choose a game to play. 转到游戏部分并选择要玩的游戏。 <a href="http://www.imaths.com.au">www.imaths.com.au</a> Access code 密码: tent495</p>	<p>体、精神和情感健康的一种方式。跟着做： <a href="https://www.youtube.com/watch?v=X655B4ISakg">https://www.youtube.com/watch?v=X655B4ISakg</a></p>	<p><b>iMaths-</b> Go to the games section and choose a game to play. 转到游戏部分并选择要玩的游戏。 <a href="http://www.imaths.com.au">www.imaths.com.au</a> Access code 密码: tent495</p>	
<b>Break</b> 休息	Break 休息	Break 休息	Break 休息	Break 休息	Break 休息
<b>After-noon</b> 下午	<p><b><u>Community Language</u></b> 社区语言 Please complete today's activity from your community language teacher. 请完成社区语言老师今天的活动。</p>	<p><b><u>Geography</u></b> 地理 - Listen to Ms Wadley read the next section of "Are We There Yet?" 听瓦德利女士阅读下一部分“我们到了吗？” Wave Rock is a special rock in Western Australia that has been shaped into a wave by the wind and rain. Over thousands of years, the rock has been changed to form an interesting wave shape. Look at Wave Rock on the first page read. <b>1)</b> Imagine you were able to go and visit Wave Rock. If you could touch Wave Rock with your hand, how do you think it would feel? Remember to use your adjectives and try to write</p>	<p><b><u>Wellbeing Wednesday</u></b> <b><u>身心健康星期三</u></b> Draw, paint or create a 'Wellbeing Tree' to show all the ways you can look after your wellbeing while Learning from Home. For example – go for a walk, talk about your feelings, mindfulness. What else can you think of? 绘制、绘画或创建“幸福树”，以展示你在家学习时可以照顾自己的幸福的所有方式。例如——去散步，谈谈你的感受，正念。你还能想到什么？</p>	<p><b><u>Science: Earth and Space – Conserving Water</u></b> 科学：地球与空间——节约用水 Today you will be looking at how to conserve water. 今天你将会学习如何节约用水。 1. Watch the video on conserving water 1. 看这个关于节约水的视频 <a href="https://www.youtube.com/watch?v=gtcZbN0Z08c">https://www.youtube.com/watch?v=gtcZbN0Z08c</a> Complete the worksheet on how we use water. 完成这张关于我们如何使用水的工作纸</p>	<p><b><u>PDHPE</u></b> 体育 This is our 4<sup>th</sup> week of Got Game. Click on the link below to watch Mitchell and complete an Olympic Games workout of your own! 这是我们 GoT 游戏的第 4 周。单击下面的链接观看米切尔并完成你自己的奥运会训练！ <a href="https://www.loom.com/share/a4257aef198c4533bf4d16400066b828">https://www.loom.com/share/a4257aef198c4533bf4d16400066b828</a></p>

more than 1 sentence. Look at the big picture on the last page read. There are so many fish under the water!

2) Write a paragraph to describe some of the fish and coral you can see. Think about their size, shape, colours, and how you think the fish might move.

波浪岩 (Wave Rock) 是西澳的一种特殊岩石，经风雨塑造造成波浪状。几千年来，岩石已经变成了一种有趣的波浪形状。看看阅读的第一页上的 Wave Rock。

1) 想象一下，你可以去参观 Wave Rock。如果你可以用手触摸 Wave Rock，你觉得它会有什么感觉？记住使用你的形容词并尝试写 1 个以上的句子。看最后一页上的大图。水底下好多鱼啊！

2) 写一段话，描述你能看到的一些鱼和珊瑚。想想它们的大小、形状、颜色，以及你认为鱼可能会如何移动。

Upload your work to Seesaw.

把你的作业上传到 seesaw。



Complete a mindfulness guided meditation by following one of these links to smiling mind or peaceful kids:

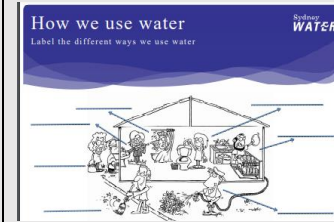
按照以下链接之一与微笑的心灵或平静的孩子一起做，完成正念引导的冥想：

<https://www.smilingmind.com.au/>

<https://www.peacefulkids.com.au/>

Turn off all devices for at least 2 hours

关闭所有设备至少 2 小时。



Think about why we need to conserve resources. How can we conserve water at home and at school?

Design a poster that can be hung in your home or school to remind others how to conserve water.


Upload your poster on Seesaw.

想想为什么我们需要节约资源。我们如何在家中和学校节约用水？

设计一张可以挂在家里或学校的海报，提醒他人如何节约用水。

在 Seesaw 上上传你的海报。

BLM A28





Sound Waves 2 Black Line Masters © Barbara Murray and Terri Watson 2011 Firefly Education

ISBN 978 1 74135 150 7



# I will Never Not Ever Eat a Tomato By Lauren Child



Copyright ©2010-2012 www.taraorman.com

# Unit 24



**t tt tiger button**

## List Words

sent stand hitting isn't  
 cent start getting aren't  
 post strip taking wasn't  
 cost street pretty weren't  
 little string about don't

## Letters Words


**1 Underline** the letter or letters for **tt** in each List Word. If any of these are not in the sound box, write them with a word example in the box above.

**2 Count** the sounds you hear in each word. **Write** the number in the circle. **Colour** the letters for **tt** in each word.


pretty      cost      weren't      street      cent      stand

**3 Write st, str or tr** in the spaces to make words. **Make** 10 different words.

ack      ay      ay      y      ip      ip      ing      ing

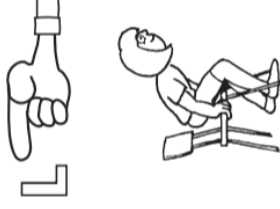
**4 Colour** words from each list the same colour if they have the **same** meaning.

post      begin  
 cost      twine  
 little      road  
 start      send  
 street      price  
 string      small



**5 Colour** words from each list the same colour if they have the **opposite** meaning.

stand      right  
 taking      worst  
 left      sit  
 best      slow  
 first      giving  
 fast      last





- 6** Rewrite these words adding **ing** to each one.  
Write some of your words to finish the sentences.

➤ Go to Helpful Hints **1b** and **2b**.

hit \_\_\_\_\_ bite \_\_\_\_\_ bat \_\_\_\_\_  
hate \_\_\_\_\_ wet \_\_\_\_\_ vote \_\_\_\_\_  
pot \_\_\_\_\_ cut \_\_\_\_\_ take \_\_\_\_\_

The rope kept \_\_\_\_\_ the post.

Mum is \_\_\_\_\_ me to swimming.

I like \_\_\_\_\_ better than bowling at cricket.

- 7** Write the contractions for the following words.

Finish the sentences with these contractions.

➤ Go to Helpful Hint **13**.

were not \_\_\_\_\_ was not \_\_\_\_\_  
are not \_\_\_\_\_ do not \_\_\_\_\_ did not \_\_\_\_\_

Turtles \_\_\_\_\_ live on land.

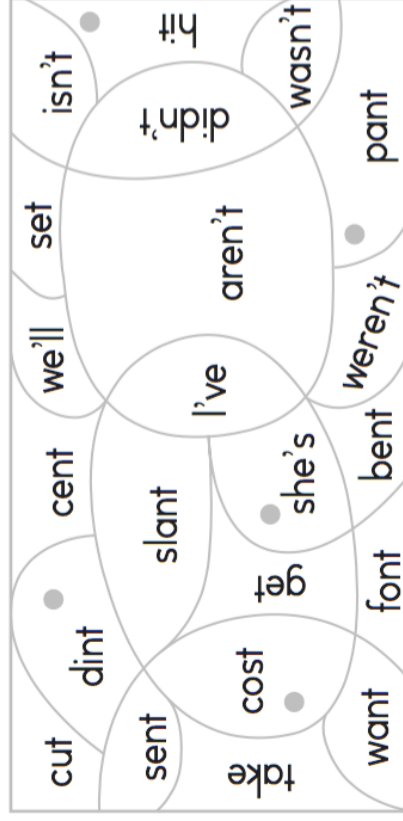
Turtles \_\_\_\_\_ mammals.

Yesterday there \_\_\_\_\_ any turtles on the beach.

Last night they \_\_\_\_\_ lay their eggs.

- 8** Colour the contractions **green**.

Colour other words **blue**.



Marked Picture

Describe the position of the lamp in the picture below:

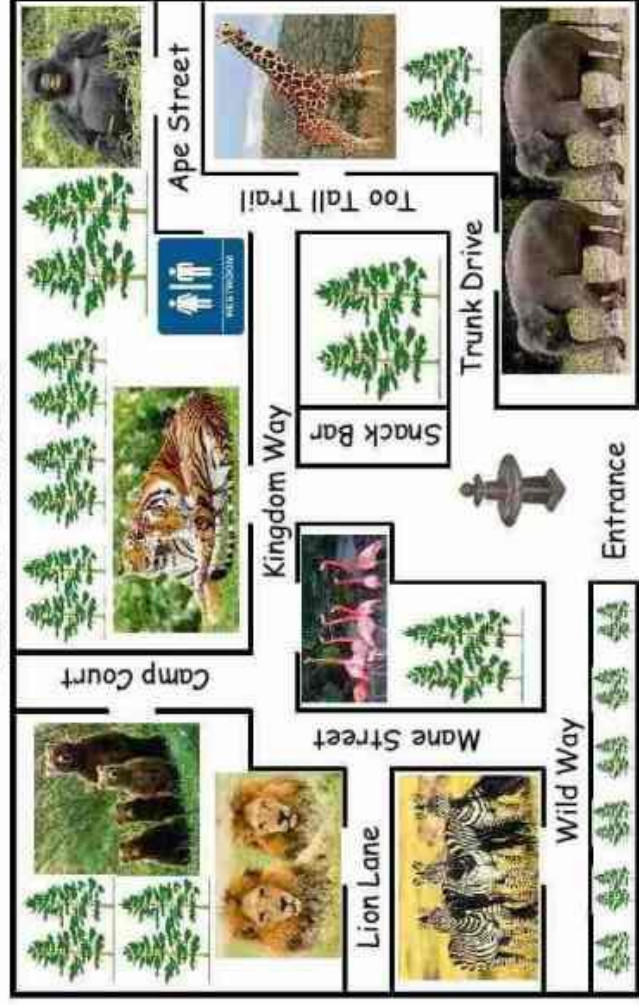




# Reading a Map

Name \_\_\_\_\_

## ABLE to Roam Zoo



1. What street is the entrance to the elephants on? \_\_\_\_\_
2. What street will you find the zebra exhibit? \_\_\_\_\_
3. The lions are located on \_\_\_\_\_ Lane.
4. What street are the tigers on? \_\_\_\_\_
5. Where would I go to find the giraffes? \_\_\_\_\_
6. The bear entrance is on what street? \_\_\_\_\_
7. What street are the flamingos on? \_\_\_\_\_
8. On what street could I go to see a monkey? \_\_\_\_\_
9. The bathrooms are located on \_\_\_\_\_ Trail.

<http://www.ableto roamzoo.com>