

Framework for Learning from Home – Year 1 Week 6

You will need help from a parent/carer. Show each completed activity to your parents so they can check it and/or help you post it on Seesaw.

你可能需要你的家长或者监护人的帮助。记得让你的父母帮助你检查你的作业或者帮助你上传到 Seesaw。

	Monday 16 th August 2021 周一	Tuesday 17 th August 2021 周二	Wednesday 18 th August 2021 周三	Thursday 19 th August 2021 周四	Friday 20 th August 2021 周五
Task 任务	Take lots of breaks today! 记得今天要多多的休息哦!	Take lots of breaks today! 记得今天要多多的休息哦!	Take lots of breaks today! 记得今天要多多的休息哦!	Take lots of breaks today! 记得今天要多多的休息哦!	Take lots of breaks today! 记得今天要多多的休息哦!
Session 1 第一阶段	<p>English 英语</p> <p><u>Sound Waves</u></p> <p>Go to <u>Unit 24</u> on www.soundwaveskids.com.au This week's sound is "t, tt". Click on the <i>Sound Info Kit</i>. Listen to the chant and do the actions.</p> <p>登录 Sound Waves 的第 24 单元。这周的要学习的声音是 't, tt'。点击 Sound Info Kit。听其中的音频并且做出反应。</p> <p>Click on <i>List Words</i>, read your "t, tt" words and write them on a piece of paper.</p> <p>点击 List Words, 朗读 "t, tt" 的单词并且把他们写在一张</p>	<p>English 英语</p> <p><u>Sound Waves</u></p> <p>Practise your "t, tt" List Words by writing a sentence for 8 of your words using adjectives, verbs and adverbs.</p> <p>练习你的 "t, tt" 使用形容词、动词和副词为 8 个单词写句子来列出单词。</p> <p>Explore the sound and play the <i>Grapheme Sort</i> game on</p> <p>探索声音并且在以下网址上玩 <i>Grapheme Sort</i> 游戏</p> <p>www.soundwaveskids.com.au</p>	<p>English 英语</p> <p><u>Reading</u> 阅读</p> <p>Listen to Mr Philpott read <i>The Pigeon Needs a Bath</i> by Mo Willems on Seesaw.</p> <p>在 Seesaw 上聆听 Mr Philpott 阅读 Mo Willems 写的故事 <i>鸽子需要洗澡</i></p> <p>Or 或者</p> <p>choose a <i>fictional</i> book to read aloud with a parent/carer. After reading the story, retell what happened at the beginning,</p>	<p>English 英语</p> <p><u>Sound Waves</u></p> <p>Complete the "t, tt" Student Activity page (page 52) by going to the Sound Waves website and clicking 'Student Activity Pages' or using the tools on Seesaw or filling it in below.</p> <p>完成 "t, tt" 的学生活动页 (Student Activity) (第 52 页)。这一页在 Sound Waves 上, 点击 'Student Activity Pages' 或者选择 Seesaw 上的工具来完成以下的作业纸。</p>	<p>English 英语</p> <p><u>Sound Waves</u></p> <p>Complete the "t, tt" Student Activity page (page 53) by going to the Sound Waves website and clicking 'Student Activity Pages' or using the tools on Seesaw or filling it in below.</p> <p>完成 "t, tt" 的学生活动页 (Student Activity) (第 53 页)。这一页在 Sound Waves 上, 点击 'Student Activity Pages' 或者选择 Seesaw 上的工具来完成以下的作业纸。</p>

Monday 16 th August 2021 周一	Tuesday 17 th August 2021 周二	Wednesday 18 th August 2021 周三	Thursday 19 th August 2021 周四	Friday 20 th August 2021 周五
<p>纸上。</p> <p>Explore the sound further by clicking on the <i>Segmenting Tool</i>. Use this tool to work out how many sounds are in each word.</p> <p>点击 <i>Segmenting Tool</i> 探索更多关于我们今天学习的声音.用这个工具来看看每一个单词里有多少个声音.</p> <p>Reading 阅读</p> <p>Choose a <i>fictional</i> Picture Book or a levelled book to read aloud from www.in2era.com.au or from your home with a parent/carer and answer these questions.</p> <ul style="list-style-type: none"> What was this book about? Who was your favourite character and why? <p>从 www.in2era.com.au 选择一个具有小说性的图画书或者是一样难度的书去大声朗读或者和你的父母/监护人一起回答以下问题.</p>	<p>Reading 阅读</p> <p>Choose a <i>non-fictional</i> book or a levelled book to read aloud from www.in2era.com.au or from your home with a parent/carer. Before reading the book, talk about what you think is going to happen by looking at the pictures.</p> <p>在 www.in2era.com.au 中选择一篇不是小说的书或者是类似的书大声朗读.或者和你的父母/监护人一起.在阅读这本书之前,先根据有的图片来讨论一下你觉得这本书之中的情节.</p> <p>Writing: Mrs Chen-Freeman's Writing Lesson 写作:Mrs Chen- Freeman 的写作课</p> <p>Watch the pre-made video on Seesaw to learn how to give an example to further explain your reason.</p> <p>Match the three given parts</p>	<p>middle and end.</p> <p>选择一篇小说性的书并且大声的给你的父母/监护人朗读.读完了以后,复述这本书开头,中间和结尾都发生了什么.</p> <p>Writing 写作</p> <p>Yesterday you learnt about how to give an example for reasons. Now that you have read <i>The Pigeon Needs a Bath</i>, think of two reasons why the pigeon SHOULD have a bath and write your opinion, reasons and examples in four or more persuasive sentences. Don't forget your first sentence will be your opinion. Your next sentences will be your reasons backed up by your examples.</p> <p>Don't forget your opinion and reason sentence starters that you have learnt.</p> <p>Here is what your writing should look like:</p> <p>昨天你学会了如何举例说明理</p>	 <p>Explore the sound and play the <i>Unjumbler</i> game on <i>Unjumbler</i> 上完成游戏并且探索声音</p> <p>www.soundwaveskids.com.au</p> <p>Reading 阅读</p> <p>Listen to Mr Philpott read <i>The Pigeon Needs a Bath</i> by Mo Willems on Seesaw.</p> <p>在 Seesaw 上聆听 Mr Philpott 阅读 Mo Wilems 写的故事 鸽子需要洗澡</p> <p>Or 或者</p> <p>Choose a <i>fictional</i> book to read aloud with a parent/carer.</p> <p>选择一本具有小说行的书并且大声朗读给你的父母/监护人.</p>	 <p>Explore the sound and play the <i>Grapheme Trek</i> game on <i>Grapheme Trek</i> 上探索声音并且玩游戏</p> <p>www.soundwaveskids.com.au</p> <p>News: 新闻:</p> <p>In Science this term, you have been learning about different Seasons.</p> <p>What is your favourite Season? Give 3 reasons why that Season is so good.</p> <p>Your News needs to convince your audience that this season is the best season, and you must give at least 3 reasons to explain why. Send a video on Seesaw of you sharing your news.</p> <p>在本学期的科学中,你一直</p>

Monday 16 th August 2021 周一	Tuesday 17 th August 2021 周二	Wednesday 18 th August 2021 周三	Thursday 19 th August 2021 周四	Friday 20 th August 2021 周五
<p>● 这本书是关于什么的?谁是你最喜欢的人物?为什么?</p> <p>Writing: Mrs Chen-Freeman's Writing Lesson</p> <p>写作:Mrs Chen- Freeman的写作课</p> <p>Watch the pre-made video on Seesaw to learn how to back up your opinions by giving reasons.</p> <p>Match the four given reasons to the correct opinions. You can do it on the attached worksheet, or you can draw the table on paper then take a photo and upload it to Seesaw.</p> <p>Now it is your turn to write two reasons beginning with 'Firstly' and 'Secondly' for the given opinion at the end of the video.</p> <p>观看 Seesaw 上的预制视频, 了解如何通过给出理由来支持你的想法。</p> <p>将这四个给出的理由与正确</p>	<p>(paragraphs) to 'opinion', 'reason' and 'example' in the provided table on the worksheet.</p> <p>Now it is your turn to write an example for one of the reasons you gave yesterday. Look back at your writing from yesterday and rewrite what you have written and add an example.</p> <p>观看 Seesaw 上的预制视频, 了解如何举例进一步解释你的原因。</p> <p>把三个给定部分(段落)与作业纸上提供的表格中的"意见"、"理由"和"示例"进行匹配。</p> <p>现在轮到你来写一个例子了, 其中需要包含你昨天给出的原因之一。回顾你昨天的写作, 重写你写的东西, 并添加一个例子。</p> <p>We should wear a school uniform to school.</p> <p>Firstly, _____.</p>	<p>由。现在, 你已经阅读了鸽子需要洗澡这个故事, 想想两个原因, 为什么鸽子应该洗澡, 并写你的意见, 理由和例子使用四个或更多有说服力的句子。别忘了你的第一句话将是你的意见。你的下一句话将是你的理由, 由你的例子支持。</p> <p>不要忘记使用你的观点和阐述理由的句子开始, 你已经学会了。</p> <p>以下是你应该写的模板:</p> <p>I strongly believe the pigeon should have a bath.</p> <p>Firstly, _____.</p> <p>For example, _____.</p> <p>Secondly, _____.</p> <p>For example, _____.</p> <p>(If you read another book, think of reasons why YOU should have a bath)</p> <p>我强烈认为鸽子应该洗澡。</p> <p>首先, _____.</p> <p>比如, _____.</p> <p>第二, _____.</p>	<p>Writing</p> <p>写作</p> <p>Now that you have read <i>The Pigeon Needs a Bath</i> again, think of two reasons why the pigeon SHOULD NOT have a bath and write your opinion, reasons and examples in four or more persuasive sentences. Don't forget your first sentence will be your opinion. Your next sentences will be your reasons backed up by your examples.</p> <p>Use different sentence starters today.</p> <p>Here is what your writing should look like:</p> <p>现在, 你已经读了鸽子需要洗澡的故事了, 想想两个原因, 为什么鸽子不应该洗澡, 并写出你的意见, 理由和例子应该有四个或更多有说服力的句子。别忘了你的第一句话将是你的意见。你的下一句话将是你的理由, 由你的例子支持。</p> <p>今天使用不同的句子来开始一个段落。</p> <p>以下是你的写作应该呈现样</p>	<p>在学习不同的季节。</p> <p>你最喜欢的季节是什么?给出3个理由, 为什么那个季节是如此之好。</p> <p>你的新闻需要让你的观众相信这个季节是最好的季节, 你必须给出至少3个理由来解释原因。发送一个你分享你新闻的一个视频到 Seesaw 上。</p> <p>Writing</p> <p>写作</p> <p>Is learning at school better than online learning? Choose which you think is better and explain why in at least two sentences. You need to persuade me with a strong opinion (first sentence) and even stronger reasons (next two to three sentences) as to why you have chosen learning at school or at home.</p> <p>在学校学习比网上学习好吗?选择你认为更好的观</p>

	Monday 16 th August 2021 周一	Tuesday 17 th August 2021 周二	Wednesday 18 th August 2021 周三	Thursday 19 th August 2021 周四	Friday 20 th August 2021 周五
	<p>意见相匹配。你可以在附加的作业纸上进行,也可以在纸上绘制表格,然后拍照并上传到 Seesaw。</p> <p>现在轮到你写出两个理由,从"第一"和"第二"开始,在视频的结尾给出意见。</p> <p>We should wear a school uniform to school.</p> <p>Firstly, _____.</p> <p>Secondly, _____.</p> <p>我们应该穿校服去学校。</p> <p>第一, _____.</p> <p>第二, _____.</p>	<p>For example, _____.</p> <p>_____.</p> <p>(Extension: write an example for both reasons you wrote yesterday)</p> <p>我们需要穿校服去学校。</p> <p>首先,</p> <p>_____.</p> <p>比如,</p> <p>_____.</p> <p>(延伸:将你昨天写出的两个理由都添加相对应的例子)</p>	<p>比如, _____.</p> <p>(如果你读了别的书,那么想一下为什么你应该洗澡_</p> <p>Library 图书馆</p> <p>We will have a zoom session with Mr Philpott. (See the Seesaw Activity for more details)</p> <p>我们将会和 Mr Philpott 一起进行一个 zoom 时间。</p> <p>10:30am-11am: 1D, 1P, 1T</p> <p>11:30am-12pm: 1C, 1K, 1L, 1W</p>	<p>子:</p> <p>In my opinion the pigeon should not have a bath.</p> <p>Firstly, _____.</p> <p>For example, _____.</p> <p>Another reason is, _____.</p> <p>For example, _____.</p> <p>(If you read another book, think of reasons why YOU should not have a bath)</p> <p>我的观点是鸽子不应该洗澡。</p> <p>首先, _____.</p> <p>比如, _____.</p> <p>另外一个原因是, _____.</p> <p>比如, _____ ></p> <p>(如果你读的是另外一本书,想一想你为什么不应该洗澡的原因)</p>	<p>点,并使用至少两个句子来解释原因。你需要用强烈的意见(第一句话)和更有力的理由(接下来的两到三句话)来说服我,为什么你选择在学校或家里学习。</p> <p>For example: I strongly believe that _____ is better than _____.</p> <p>To begin with, _____.</p> <p>Secondly, _____.</p> <p>Last but not least, _____.</p> <p>比如: 我强烈认为_____比_____要更好。</p> <p>首先, _____.</p> <p>第二, _____.</p> <p>最后,不过不止这一个原因, _____.</p>
Break 休息	Break (30mins) Eat and Play 休息 (30 分钟) 吃和玩	Break (30mins) Eat and Play 休息 (30 分钟) 吃和玩	Break (30mins) Eat and Play 休息 (30 分钟) 吃和玩	Break (30mins) Eat and Play 休息 (30 分钟) 吃和玩	Break (30mins) Eat and Play 休息 (30 分钟) 吃和玩
Session 2 第二阶	Mathematics: <u>Division</u> 数学:除法	Mathematics: <u>Division</u> 数学: 除法	WELLBEING WEDNESDAY! 健康周三!	Mathematics: <u>Length</u> 数学:长度	Mathematics: <u>Length</u> 数学:长度

Monday 16th August 2021
周一

Tuesday 17th August 2021
周二

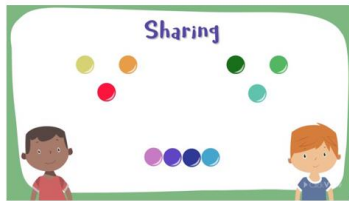
Wednesday 18th August 2021
周三

Thursday 19th August 2021
周四

Friday 20th August 2021
周五


段

Division means sharing!
除法代表分享!



Complete the division worksheet. Don't forget to use colours for your drawings!

完成除法的作业纸,不要忘记用不同的颜色来完成你的画图.



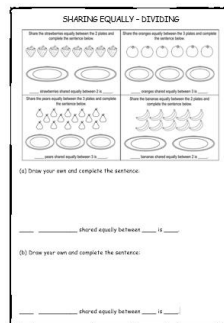
Optional: Play some games on www.imathskids.com.au

To divide means to share!
除法代表分享!



Complete the division worksheet. Don't forget to use colours for your drawings!

完成除法的作业纸.不要忘记用不同的颜色来完成你的画图.



Optional: Play some games on www.imathskids.com.au

12:00pm to 3:00pm
12 点到下午 3 点

Try these activities with your family today.

- Design and complete an exercise or dance routine – see if you can get your family to do it too
- Complete a mindfulness guided meditation. You can access these on Smiling Mind or Peaceful Kids

今天和家人一起尝试这些活动。

•设计并完成锻炼或舞蹈-看看你是否可以让你的家人也这样做

•完成专注引导冥想.你可以通过以下两个网站来进行这项活动.

<https://www.smilingmind.com.au/>

<https://www.peacefulkids.com.au/>

- Turn off all devices for at

Watch the following video:


观看以下视频:

<https://www.youtube.com/watch?v=1fag0bfQVaQ>

Complete this worksheet.

完成下面的工作纸.

Color the squares to show the length of each object.



Watch the following video:

观看以下视频:

<https://www.youtube.com/watch?v=2wUsdsae0ro>

Complete this worksheet.

完成这个作业纸.

Length – compare and order lengths

1 Draw or write to make these statements true:

a My foot is shorter than _____

b My little finger is longer than _____


c My desk is longer than _____

d My foot is about the same length as _____

e My foot is the same length as _____

2 Cut 5 pieces of paper or draw 5 lines that will fit in the box below.

Make each one longer than the one before. Rank them in order, from shortest to longest, in the box below.



PDHPE

体育健康

Throwing and Catching:

Monday 16 th August 2021 周一	Tuesday 17 th August 2021 周二	Wednesday 18 th August 2021 周三	Thursday 19 th August 2021 周四	Friday 20 th August 2021 周五
<p>Password: down064</p> <p>可选择的: 在 www.imathskids.com.au 上完成游戏</p> <p>密码: down064</p> <p>PDHPE 体育健康</p> <p>Bouncing in a Hoop: Mark two sidelines about 2 metres apart with markers. Put the hoop in the middle. Bounce the ball into the hoop from the markers. You get a point every time you get the ball in the hoop. Try using your left and right hands to get the ball in. If you don't have a ball that bounces then you can throw a ball into the hoop.</p> <p>在一个圈中弹跳: 用记号笔标记出两个相距约 2 米的边线。把箍放在中间。把球从标记中弹入箍中。每次把球拿到篮下都会得一分。试着用你的左手和右手把球拿进</p>	<p>Password: down064</p> <p>可选择的: 在 www.imathskids.com.au 上完成游戏</p> <p>密码: down064</p> <p>PDHPE 体育健康</p> <p>Watch a Cosmic Kids Yoga video and follow the fun movements on</p> <p>在以下网址观看 Cosmic Kids Yoga 的视频并且跟随其中有趣的动作: www.youtube.com/user/CosmicKidsYoga</p> <p>or make up your own Yoga moves listening to music.</p> <p>或者聆听音乐然后创造你自己的瑜伽动作。</p>	<p>least 2 hours</p> <ul style="list-style-type: none"> 关掉所有的电子设备至少 2 个小时 	<p>PDHPE 体育健康</p> <p>Overarm throw: Hit the Target:</p> <p>超越手臂的扔掷: 击倒目标:</p> <p>With a family member, draw a target with chalk or create a target with objects you have at home or use a hoop. Then stand a few spaces back and see how many times you can hit the target with your beanbag or ball in 1 minute, throwing overarm. Your family member counts and times you while you throw. Take a step back, see how many more times you throw to the target in 1 minute.</p> <p>与家人一起, 用粉笔绘制目标, 或用你家里的物品创建目标, 或使用箍。然后站在一段距离的后面, 看看你有多少次, 你可以击中目标与你的豆袋或球在 1 分钟内, 扔过臂。当你扔的时候, 你的家庭成员数数。退后一步, 看看 1 分钟内又向目标扔了多少次。</p>	<p>扔并且接:</p> <p>Find a space and throw the ball straight up in the air. Can you catch it?</p> <p>If you are able to throw and catch the ball with two hands, you can then try clapping before catching it or turning in a circle, then try turning the other way. What must you do so that you have time to clap or turn before catching the ball? Can you walk (jog, run) about and throw and catch the ball? Be aware of others and things around when you move.</p> <p>找个空间, 把球直接扔到空中。你能抓住它吗?</p> <p>如果你能用两只手投球和接球, 然后你可以尝试拍手, 然后抓住它或转身, 然后尝试转向另一种方式。想一想你必须需要做什么, 才有时间鼓掌或转身接球? 你能走</p>

	Monday 16 th August 2021 周一	Tuesday 17 th August 2021 周二	Wednesday 18 th August 2021 周三	Thursday 19 th August 2021 周四	Friday 20 th August 2021 周五
	去。如果你的球没有弹起来, 那么你可以把球扔进筐里。				(慢跑, 跑) 扔球和接球吗? 移动时注意他人和周围事物。
Break 休息	Break (1 hour) Eat and Play 休息 (1 小时) 吃和玩	Break (1 hour) Eat and Play 休息 (1 小时) 吃和玩	Break (1 hour) Eat and Play 休息 (1 小时) 吃和玩	Break (1 hour) Eat and Play 休息 (1 小时) 吃和玩	Break (1 hour) Eat and Play 休息 (1 小时) 吃和玩
Session 3 第三阶段	<p>Community Language 社区语言</p> <p>Complete an activity from the Community Language framework on Seesaw. 完成 Seesaw 上的语言大纲上的活动和作业.</p>	<p>Science & Technology 科学和科技</p> <p>Earth and Space 地球和空间</p> <p>Look around your environment, including out your window and think about what objects change and what stay the same. Complete the 'T Chart' worksheet writing down both living and non-living objects that you see that change and ones that stay the same. 环顾环境, 包括窗外, 思考事物的变化和保持不变的。完成“T 图表”工作表, 写下您看到的更改和保持不变的活体和非活物体。</p>	<p>WELLBEING WEDNESDAY! 健康周三! 12:00pm to 3:00pm 12 点到 3 点</p>	<p>Geography 地理</p> <p>Weather and Seasons 天气和四季</p> <p>Watch the video: 'The Different Seasons in Australia's Indigenous Cultures- Behind the News' 观看视频: 在澳大利独特的文化下不同的季节--在新闻的背后 https://www.youtube.com/watch?v=vQVjCdq-2I</p> <p>Have a look at the Aboriginal Art symbols attached. Write a sentence about the weather using some of the Aboriginal weather symbols. E.g. Today the weather is (rain symbol). 看看所附的土著艺术符号。使</p>	<p>Creative Arts 创造艺术</p> <p>Visual Arts 视觉艺术</p> <p>Think of an activity you like doing in your favourite season! This might be building sandcastles at the beach in Summer, picking flowers in Spring or playing with snow in Winter and create an artwork using any materials you have at home! Be as creative as you can! Here are some examples to help you- 想想你喜欢在你最喜欢的季节做的活动! 这可能是在夏天的海滩上建造沙堡, 在春天采摘鲜花, 或在冬天玩雪,</p>

Monday 16th August 2021

周一

Tuesday 17th August 2021

周二

Wednesday 18th August 2021

周三

Thursday 19th August 2021

周四

Friday 20th August 2021

周五

Change	Same

For example-
Change- Trees
Same- Chair

比如-
变化-树木
一样的-椅子


Do you think living or non-living objects change? What do you think changes these objects? Does weather make them change? What might change in different seasons? Does daylight affect these objects?

Write a sentence to explain how and why one of the objects you found changes!

For example-
Flowers change in the daytime. They close when it is cold and open when the

用一些土著天气符号写一个关于天气的句子。

今天的天气是(雨的象征)。



Optional: Create your own symbols to represent different weather conditions.

可选的: 创造你自己的记号象征,并且可以展现不同的天气情况。

并使用你家里的任何材料创作艺术品!尽可能有创意!

下面是一些帮助您的例子-



Monday 16 th August 2021 周一	Tuesday 17 th August 2021 周二	Wednesday 18 th August 2021 周三	Thursday 19 th August 2021 周四	Friday 20 th August 2021 周五	
		<p>sun is out.</p> <p>Trees change when it is windy. They sway in the wind and the leaves fall off in Autumn.</p> <p>你认为有生命的东西还是非生物物体会改变？你认为是什么改变了这些对象？天气会改变吗？不同季节会发生什么变化？日光会影响这些物体吗？</p> <p>写一个句子以此来解释他们是如何改变的以及为什么你观察的物体的变化！</p> <p>例如-</p> <p>白天花儿变了。当天气寒冷时，它们枯萎，当太阳出来时，它们会开花。</p> <p>刮风时树会变。他们在风中摇摆，树叶在秋天脱落。</p>			

“t, tt” List Words

BLM WL23 

tree	best
try	lost
trap	last
truck	fast
went	stay
want	start
tent	little
bent	better

Sound Waves 1 Black Line Masters © Barbara Murray and Terri Watson 2011 Firefly Education

ISBN 978 1 74135 149 1

“t, tt” Extension List Words

button
crust
front
kitten
plant
pretty
spent
stairs

station
street
television
terrible
toast
tonight
travel
trust

Monday Writing Lesson 1

Opinions	Reasons
We should have a bath every day.	
We should not wear a hat on the playground.	

Opinions: We should have a bath every day. We should not wear a hat on the playground.
Reasons: A hat makes my hair sweat. A bath relaxes your body. A bath cleans you. With a hat on, I can't run fast.

Your turn to write two reasons to back up the given opinion:

We should wear a school uniform to school.

First,

_____.

Secondly,

_____.

Tuesday Writing Lesson 2

Match the three paragraphs to the correct session

Opinion	
Reason	

Example	
----------------	--

For example, on a hot s
with my family. At the e
of sand and my body fe
and uncomfortable. Mur
clean and relaxed and t

I strongly believe we sh

First, a bath really relax
feel clean.

Your turn to write, give one example to further explain one of the reasons you gave yesterday. Using one of the sentence starters: for example, let me tell you a story.

We should wear a school uniform to school.

Firstly, _____.

For example, _____.

Monday MATHS – DIVISION

Sharing

I can divide objects into groups.
I can share a set of objects equally.

1. Count the sweets. How many are there? _____

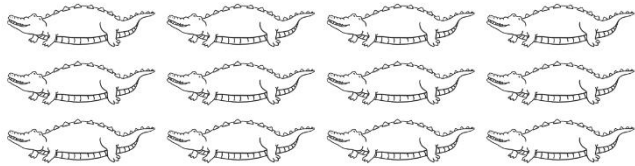


2. Jordan and Chang Song want to share the sweets equally. How many sweets will they each have?

Jordan will have _____ sweets.

Chang Song will have _____ sweets.

3. How many crocodiles are there? _____



4. Share the crocodiles equally between the children below:

Eric	Hassan	Anya	Kayleigh

5. Draw or make your own collection of objects and share them between you and two friends.



visit [twinkl.com](https://www.twinkl.com)



Tuesday MATHS – DIVISION

SHARING EQUALLY - DIVIDING

Share the strawberries equally between the 2 plates and complete the sentence below.



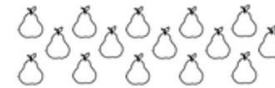
_____ strawberries shared equally between 2 is _____.

Share the oranges equally between the 3 plates and complete the sentence below.



_____ oranges shared equally between 3 is _____.

Share the pears equally between the 3 plates and complete the sentence below.



_____ pears shared equally between 3 is _____.

Share the bananas equally between the 2 plates and complete the sentence below.



_____ bananas shared equally between 2 is _____.

- (a) Draw your own and complete the sentence:

_____ shared equally between _____ is _____.

- (b) Draw your own and complete the sentence:

_____ shared equally between _____ is _____.















Tuesday SCIENCE





Change	Same

Thursday GEOGRAPHY

Learning Aboriginal Art Symbols 1

Try and learn these traditional Aboriginal symbols and patterns.
How many can you remember?


			
Adult person and child	Clouds	Campsite	Group of women
			
Mountains	Man	Sun	Short journey
			
Stars	Rain	Long journey	Big Waterholes Small
			
Forest	Moon	River	Smoke
			
Sitting down place	Water drying up	Dried up waterhole/ Bad drinking water	Foodstop - Not much food
			
			Foodstop - Plenty of food

Unit 24  **t tt**  **tiger**  **button** 






List Words

tree	went	best	stay
try	want	lost	start
trap	tent	last	little
truck	bent	fast	better

Letters Words

1 **Underline** the letter or letters for  **t tt** in each List Word. If any of these are not in the sound box, write them with a word example in the box above.


2 **Colour** the picture if you hear  **t tt** in the picture name. **Write** a stroke below the picture for each sound in the picture name, like this: *tree* /t/ /r/ /ee/ /ll/.

3 **Write t, tt or T** to finish the words. **Read** the sentences. **Draw** the picture.


★ We usually write t for  **t tt**. Sometimes we write tt in the middle of a word. T starts sentences and the names of people and places.

Li___le ___ommy ___iger is
 ___ro___ing on the ___rack.
 Li___le ___ommy ___iger is
 hun___ing for a snack.



4 **Write st or tr** to finish the words. **Write** one of your words for each picture.




 **st** **tr** ___ee ___op ___ap ___ar

 _____  _____

5 **Write words to rhyme.**

 _____  _____  _____

6 **Write** the letters that are in the tigers to finish the words. **Write** a word to match each clue.

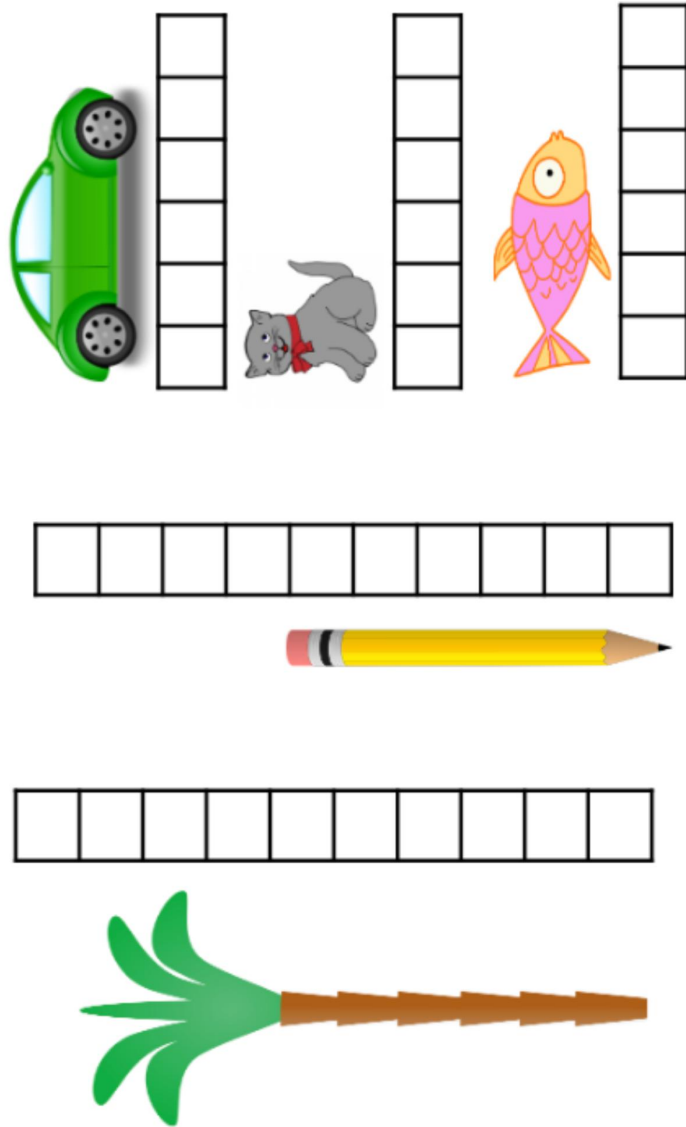
	___ee ___y ___ap ___uck	a large plant _____ have a go _____
	___op be___ ___art lo___	get going _____ can't find it _____
	we___ wa___ te___ be___	camp in it _____ would like it _____

7 **Count** the sounds in the word in each tent. **Write** this number in the doorway. **Colour** the tents that have words with the same number of sounds.

Thursday MATHS - LENGTH

Color the squares to show the length of each object.



Friday MATHS - LENGTH

Length – compare and order lengths

1 Draw or write to make these statements true:

a My foot is shorter than _____

b My little finger is longer than _____

c My desk is longer than _____

d My lead pencil is about the same length as _____

e My foot is the same length as _____

2 Cut 5 pieces of paper or draw 5 lines that will fit in the box below.

Make each one longer than the one before. Paste them in order, from shortest to longest, in the box below.

