

Framework for Learning from Home – Early Stage 1, Term 3 Week 6

幼稚园在家学习大纲 – 第三学期第六周


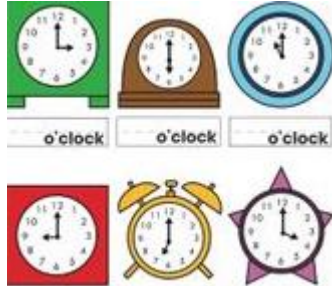
You will need help from a parent/carer. Show each completed activity to your parents so they can check it and/or help you post it on Seesaw. 以下的一些作业，您可能需要父母的帮助。把你完成的作业给父母检查一下并上传到 Seesaw。

	Monday 16.08.21 星期一	Tuesday 17.08.21 星期二	Wednesday 18.08.21 星期三	Thursday 19.08.21 星期四	Friday 20.08.21 星期五
Task 任务	Can you make your bed? 你可以整理自己的床铺吗?	Can you pack your toys away after you use them? 你玩玩具后能把它收拾好吗?	What act of kindness can you do for a family member today? 今天你能为家庭成员做一件好事	Can you help set the table for dinner? 你能摆好餐具吗?	Can you help a family member today? 你今天能帮助一位家庭成员吗?
Session 1 上午	Morning Routine Yoga 做瑜伽 https://www.youtube.com/watch?v=iWowDC3x0hE Soundwaves Today's sound is 'ck'. Listen to the chant on Soundwaves. 今天学习 'ck' 发音。	Morning Routine Sing the 'Months of the Year' song 唱 '月份' 歌 https://www.youtube.com/watch?v=Fe9bnYRzFvk&list=PLV4susC4x15oEZ9AQUMEvPQxkh5j2q0uH&index=7&t=0s Tell your parent/carer	Morning Routine Yoga 做瑜伽 https://www.youtube.com/watch?v=96R059yOPVI Soundwaves Today's sound is 'ng' for 'ring'. Listen to the chant on seesaw. 今天学习 'ng' 发音。	Soundwaves Today's sound is 'ng' for 'ring'. Listen to the chant on seesaw. 今天学习 'ng' 发音。 Explore the sound 'z' on Soundwaves kids. 点击以下网站做练习 www.soundwaveskids.c	Morning Routine Sing the 'Weather Song' 唱 '天气' 歌 https://www.youtube.com/watch?v=061ePX3k-hA The season now is Winter. Look out the window. What is the weather like today? What is something you could wear in today's


Monday 16.08.21 星期一	Tuesday 17.08.21 星期二	Wednesday 18.08.21 星期三	Thursday 19.08.21 星期四	Friday 20.08.21 星期五
<p>Explore the sound “ck” on Soundwaves kids. 点击以下网站做练习 www.soundwaveskids.com.au</p> <p>Complete the student book activity either by telling your parents the answers or completing the worksheet. 告诉家长答案或完成学生用书活动部分。</p> <p>English 英文</p> <p>Can you find sticks, leaves, pasta, playdough, pegs etc to make your focus fox words?</p> <p>This week’s focus fox words are: back, neck, king, song, ears, white</p> <p>Listen to Seesaw video on ‘Princess’ Mrs Maakaroun’s bunny rabbit.</p> <p>Colour the picture of</p>	<p>the months of the year. What month is your birthday? What do you do to celebrate your birthday? Draw a picture or voice record yourself.</p> <p>告诉你的父母/看护人一年中的月份。你的生日是几月？你怎么庆祝你的生日？自己画一幅画或录音。</p> <p>Soundwaves</p> <p>Today’s sound is ‘ck’. Listen to the chant on Sound Waves. 今天学习‘ck’ 发音。</p> <p>Explore the sound “w” on Soundwaves kids. 点击以下网站做练习 www.soundwaveskids.com.au</p> <p>Complete the match the pictures to the words activity.</p> <p>将图片与相对的单词连线</p> <p>English 英文</p>	<p>Explore the sound “z” on Soundwaves kids. 点击以下网站做练习 www.soundwaveskids.com.au</p> <p>Complete the student book activity either by telling your parents the answers or completing the worksheet. 告诉家长答案或完成学生用书活动部分。</p> <p>English 英文</p> <p>Your focus fox words are: back, neck, king, song, ears, white</p> <p>Can you bubble write your focus fox words. E.g</p> <p>Look at the pictures on Seesaw showing us ‘Where Princess lives.’</p> <p>Write a sentence or two explaining where</p>	<p>om.au</p> <p>Complete the ‘match up’ word beginnings and endings activity. 完成“匹配”单词开头和结尾活动。</p> <p>English 英文</p> <p>Fill in the missing letters to make up the focus fox words. You may look at the words if you need help! back, neck, king, song, ears, white</p> <p>b a _ _ _ _ c k k i _ _ _ _ n g e _ r _ w h _ t _</p> <p>Practise reading these words to a family member.</p> <p>Library zoom lesson with Mr Philpott</p>	<p>weather? 现在是冬天。看看窗外。今天天气怎么样？今天你可以穿什么衣服？</p> <p>Soundwaves</p> <p>Today’s lesson will be a revision lesson. Explore all the sounds we have learnt, their chant and action. 今天复习学过的 字母发音。</p> <p>Click on this link and press ‘all sounds’ 点击以下网站做练习 https://online.fireflyeducation.com.au/program/soundwavesf/graphemes/unit/1/soundnfokit</p> <p>English 英文</p> <p>Focus fox words: back, neck, king, song, ears, white</p> <p>Write three different sentences using a different focus fox word in each sentence. Circle the focus fox word you have used.</p>

Monday 16.08.21 星期一	Tuesday 17.08.21 星期二	Wednesday 18.08.21 星期三	Thursday 19.08.21 星期四	Friday 20.08.21 星期五
<p>Princess and match labels to her body parts. Tell your parent/carer what Princess looks like.</p> <p>Write a sentence or more about what Princess looks like. Remember to use as many adjectives as you can. Adjectives are describing words like white, pink, little, big and fluffy.</p> <p>E.g Princess is a pet rabbit.</p> <p>Princess has _____.</p> <p>She has _____.</p> <p>用家里的不同材料做出焦点词，如，木条，橡皮泥，树叶，意大利通心粉，夹子等。</p> <p>本周的焦点词是：back, neck, king, song, ears, white</p> <p>听听 Mrs Maakaroun's 在 Seesaw 的故事</p>	<p>Your focus fox words are: back, neck, king, song, ears, white</p> <p>Can you write your focus fox words on a piece of paper? Cut out each word and place the words face down on a flat surface. Choose a card and turn it over. Read each word to your parent/carer. You might like to replay this game and then rewrite your words again.</p> <p>Watch Mrs. Maakaroun's rabbit Princess eating a delicious piece of fruit on Seesaw.</p> <p>Write a sentence or two explaining what Princess likes to eat and drink.</p> <p>E.g Princess likes to eat _____ and _____.</p> <p>She drinks _____.</p>	<p>Princess lives.</p> <p>E.g Princess lives _____.</p> <p>She has _____.</p> <p>She likes _____.</p> <p>Draw a picture to match your sentence.</p> <p>本周的焦点词是：back, neck, king, song, ears, white</p> <p>把焦点词用空心字写出来。</p> <p>在 Seesaw 上看看图片 'Where Princess lives.'</p> <p>写一两句话描写一下 Princess 住在哪里。</p> <p>如：Princess 住在一_____。</p> <p>它有_____。</p> <p>它喜欢_____。</p> <p>把你的句子画出来。</p>	<p>Write a sentence or more about some interesting facts on Princess.</p> <p>E.g Princess _____.</p> <p>She _____.</p> <p>Draw a picture to match your sentence.</p> <p>填上所缺的字母，以组成单词。如果你需要帮助，你可以看看这些词：back, neck, king, song, ears, white</p> <p>b a _ _</p> <p>_ _ c k</p> <p>k i _ _</p> <p>_ _ n g</p> <p>e _ r _</p> <p>w h _ t _</p> <p>读读这些单词。</p> <p>Mr Philpott 图书馆 zoom课</p>	<p>Read your sentences to a family member.</p> <p>本周的焦点词是：back, neck, king, song, ears, white</p> <p>用不同的焦点词写出三个不同的句子。圈出你用过的单词。把你的句子读给家人听。</p> <p>Science 科学</p> <p>Do. humans need food and water to stay alive?</p> <p>Discuss the following questions:</p> <p>Are animals and humans living or non-living things?</p> <p>Do animals and humans need food and water?</p> <p>What happens if animals and humans don't eat food or drink water?</p> <p>Listen to: https://m.youtube.com/watch?v=AtkrTKLQYAE</p>

Monday 16.08.21 星期一	Tuesday 17.08.21 星期二	Wednesday 18.08.21 星期三	Thursday 19.08.21 星期四	Friday 20.08.21 星期五
<p>'Princess' 兔子</p> <p>给兔子涂色，把描写它身体部位的词语贴好。</p> <p>告诉你的父母/看护人 'Princess' 兔子长什么样。</p> <p>写一句描写 'Princess' 兔子长相的句子。记住多用形容词。形容词有：白色、粉色、小、大和蓬松等词。</p> <p>例：'Princess' 是一只宠物兔子。</p> <p>'Princess' 兔子有——。</p> <p>它有——。</p>	<p>Draw a picture to match your sentence.</p> <p>本周的焦点词是：back, neck, king, song, ears, white</p> <p>你能在一张纸上写下你的焦点语吗？剪下每个单词，将单词面朝下放在平台上。翻开一张卡片，把每个单词读给你的父母/看护人听。你可以多玩几遍。</p> <p>听听 Mrs Maakaroun's 在 Seesaw 的故事 'rabbit Princess eating a delicious piece of fruit'</p> <p>写一两句话描写一下 Princess 喜欢吃什么,喝什么？</p> <p>如：Princess 吃____和____。</p> <p>它喝——。</p> <p>把你的句子画出来。</p>		<p>写一两句话说说 Princess 的趣事。</p> <p>如：Princess _____。</p> <p>它——。</p> <p>把你的句子画出来。</p>	<p>Make a food diary by drawing and labelling all of the food you eat and drink today. At the end of the day put a tick next to the food/foods that were healthy.</p> <p>Discuss: Do we all like the same food. Why/why not?</p> <p>人类需要食物和水才能生存吗？</p> <p>讨论以下问题： 动物和人类是生物还是非生物？ 动物和人类需要食物和水吗？ 如果动物和人类不吃食物或不喝水会发生什么？ 请听：</p> <p>https://m.youtube.com/watch?v=AtkrTKLQYAE</p> <p>画出你今天吃的喝的所有食物并写出名字，这是你的食物日记。在一天结束时，在</p>

	Monday 16.08.21 星期一	Tuesday 17.08.21 星期二	Wednesday 18.08.21 星期三	Thursday 19.08.21 星期四	Friday 20.08.21 星期五
					健康食品旁边打勾。 讨论：我们都喜欢同样的食物吗。为什么？
Break 休息	Break (30 mins) Eat & Play 休息	Break (30 mins) Eat & Play 休息	Break (30 mins) Eat & Play 休息	Break (30 mins) Eat & Play 休息	Break (30 mins) Eat & Play 休息
Session 2	<p>Mathematics – 数学</p> <p>Division/Sharing 平分</p> <p>Watch Bean Thirteen - a story with lots of division and sharing. 看视频 https://www.youtube.com/watch?v=sSKx9zwBU5M</p> <p>Jellybean Jars</p> 	<p>Mathematics -数学</p> <p>Division/sharing 平分</p> <p>Watch How to Share Equally 看视频 https://www.youtube.com/watch?v=fgoUVD0Hx5M</p> <p>Equal Towers</p>  <p>Make a tower of 20 blocks using lego or wooden blocks. How many ways can you</p>	<p>Mathematics 数学</p> <p>Today we are going to revise the number 6 by completing a number talk.</p> <p>Write the number 6 in the middle of your piece of paper.</p> <p>How many ways can you make the number 6.</p> <p>Draw 6 butterflies.</p> <p>Write the word six.</p> <p>Write the number that comes after 6.</p> <p>Show 6 using tally marks.</p> <p>4 snails and 2 lady bugs are in the garden. How many bugs are in the garden altogether?</p>	<p>Mathematics 数学</p> <p>Time 时间</p> <p>Sing along to Hickory Dickory Dock 看视频 https://www.youtube.com/watch?v=HGgsklW-mtg</p> <p>We are learning about time (o'clock). We use clocks to tell the time.</p> <p>Can you find any clocks in your house?</p> <p>How many did you find?</p> <p>Talk to Mum or Dad about what time of day you do these things:</p> <ul style="list-style-type: none"> eat breakfast start school eat lunch 	<p>Mathematics 数学</p> <p>Time 时间</p> <p>Watch Telling the Time to O'Clock 看视频 https://www.youtube.com/watch?v=ja_i2yGHll8</p> <p>Complete Telling Time (O'clock) activity on Seesaw. 完成作业</p> 

Monday 16.08.21 星期一	Tuesday 17.08.21 星期二	Wednesday 18.08.21 星期三	Thursday 19.08.21 星期四	Friday 20.08.21 星期五
<p>Draw or collect 4 plastic jars or cups to use as your jellybean jars.</p> <p>You will need 20 jellybeans. Draw, make with playdough or paper or use small items such as buttons or pasta to be your jellybeans.</p> <p>Share 10 jellybeans between 2 jars.</p> <p>Share 12 jellybeans between 3 jars.</p> <p>Share 12 jellybeans between 4 jars.</p> <p>Share 8 jellybeans between 4 jars</p> <p>Share 20 jellybeans between 4 jars.</p> <p>Share 20 jellybeans between 2 jars.</p> <p>Can you share 20 jellybeans equally between 3 jars? Why/Why not?</p> <p>Try some more sharing</p>	<p>use these blocks to make smaller towers that are equal in height? e.g. 2 towers of 10 blocks each or 10 towers of 2 blocks each</p> <p>Complete worksheet Count and Share Equally.</p> <p>Share the 9 little monsters equally between the 3 houses.</p> <p>Practice counting by 2s</p> <p>Watch https://www.youtube.com/watch?v=hae10bsWCM</p> <p>Count by 2s for Mum or Dad up to 20. Can you go any higher?</p> <p>用 20 块乐高积木或木块搭一个的塔。</p> <p>有多少种方法可以利用这些积木来建造高度相等的小型塔楼?</p> <p>eg. 2 座塔楼, 每座 10 块</p>	<p>Can you think of some more ways to make the number 6. Be as creative as you like!</p> <p>今天我们复习数字 6 在纸的中间写上数字 6。你有多少种方法可以构成数字 6。 画 6 只蝴蝶。 写六个字。 写出 6 后面的数字。 用计数符号显示 6。 花园里有 4 只蜗牛和 2 只瓢虫。花园里一共有多少只虫子?</p> <p>你能想出更多的方法来得到数字 6 吗? 想怎么做就怎么做吧!</p> <p>12-3pm Wellbeing Wednesday 周三健康</p> <p>Design and complete an exercise or dance routine – see if you can get your family to do it too! 设计并完成一个锻炼或舞</p>	<ul style="list-style-type: none"> go to bed <p>Write a sentence and draw a picture about when you do something each day.</p> <p>At ____ o'clock I ____.</p> <p>e.g. At 7 o'clock I brush my teeth.</p> <p>我们学习时间 (点)。我们用钟报时。</p> <p>你家里有钟吗?</p> <p>你找到了多少?</p> <p>和爸爸妈妈讲讲你一天中什么时候做这些事情:</p> <ul style="list-style-type: none"> 吃早餐 开始上学 吃午餐 上床睡觉 <p>写一个句子, 画一幅关于你每天做某事的图画。</p> <p>At ____ o'clock I ____.</p> <p>如: 七点钟我刷牙。</p> <p>Watch Let's Learn about</p>	<p>Complete the clock face worksheet.</p> <p>Write the numbers 1 to 12 on the analog clock faces. Draw the hands to show the o'clock time that you wake up and go to bed.</p> <p>完成钟表作业。</p> <p>将数字 1 到 12 写在模拟时钟面上。画出指针表示你起床和睡觉的时间。</p> <p>Play some games on iMaths Kids 玩游戏</p> <p>www.imathskids.com.au</p> <p>Student login 学生登录: some685</p> <p>Guided Reading (in2era) 阅读</p> <p>Re-read the book you read on Thursday on in2era before choosing another book on the same level. Read your new book to a family member.</p> <p>重新阅读你周四读过的书。</p>

Monday 16.08.21 星期一	Tuesday 17.08.21 星期二	Wednesday 18.08.21 星期三	Thursday 19.08.21 星期四	Friday 20.08.21 星期五
<p>ideas of your own.</p> <p>Complete worksheet Sharing Equally.</p> <p>Share the diamonds equally between the 2 treasure chests.</p> <p>Practice counting by 2s.</p> <p>Watch</p> <p>https://www.youtube.com/watch?v=eTCcqQxT5Gk</p> <p>Count by 2s for Mum or Dad up to 20</p> <p>画或收集 4 个塑料罐或杯子，用作你的糖果罐。</p> <p>你需要 20 颗糖豆。可画，用橡皮泥或纸做，或者用小东西，比如纽扣或意大利面做你的糖豆。</p> <p>在两个罐子之间平分 10 颗糖豆。</p> <p>在 3 个罐子之间平分 12 颗糖豆。</p> <p>在 4 个罐子中平分 12 颗糖豆。</p>	<p>乐高积木； 或 10 座塔楼，每座 2 块乐高积木。</p> <p>完成平均作业：将这 9 个小怪物平均分配到 3 个房子。</p> <p>看视频按双数数到 20 或更高</p> <p>https://www.youtube.com/watch?v=eTCcqQxT5Gk</p> <p>Guided Reading 阅读 (in2era)</p> <p>Re-read the book you read yesterday on in2era before choosing another book on the same level. Read your new book to a family member.</p> <p>重新阅读你昨天在 in2era 上读过的书，然后再选择同一级别的另一本书。把你的新书读给家人听。</p> <p>Website: 网站</p>	<p>蹈程操——看看你是否能让你的家人也跟你做!</p> <p>Complete a mindfulness guided meditation. You can access these on Smiling Mind or Peaceful Kids: 静坐，看视频跟着做</p> <p>https://www.smilingmind.com.au/</p> <p>https://www.peacefulkids.com.au/</p> <p>Turn off all devices for at least 2 hours. 关闭所有屏幕 2 小时。</p>  <p>We hope you enjoy for</p>	<p>the Clock 看视频</p> <p>https://www.youtube.com/watch?v=tEmg914-9xY</p> <p>Play some games on iMaths Kids 玩游戏</p> <p>www.imathskids.com.au</p> <p>Student login 学生登录: some685</p> <p>Guided Reading 阅读 (in2era)</p> <p>Re-read the book you read on Tuesday on in2era before choosing another book on the same level. Read your new book to a family member.</p> <p>重新阅读你周二读过的书。然后再选择同一级别的新书。把你的新书读给家人听。</p>	<p>然后再选择同一级别的新书。把你的新书读给家人听。</p> <p>Website: 网站 www.in2era.com.au</p> <p>Log in 登录: hurstville Password 密码: hurstville</p> <p>Optional: Choose a game to play. 玩玩游戏</p>

Monday 16.08.21 星期一	Tuesday 17.08.21 星期二	Wednesday 18.08.21 星期三	Thursday 19.08.21 星期四	Friday 20.08.21 星期五
<p>在 4 个罐子中平分 8 个糖豆。</p> <p>在 4 个罐子中平分 20 颗糖豆。</p> <p>在两个罐子之间平分 20 颗糖豆。</p> <p>你能在 3 个罐子里平分 20 个糖豆吗？为什么？</p> <p>你能想出更多的方法来平分糖豆吗</p> <p>完成平分作业：在两个宝箱之间平分钻石。</p> <p>看视频按双数数到 20</p> <p>https://www.youtube.com/watch?v=eTCcQxT5Gk</p> <p>Guided Reading 阅读 (in2era) Choose a book from in2era from your level to read to a family member. 选择一本与你同等阅读级别的书，读给家人听。</p>	<p>www.in2era.com.au</p> <p>Log in 登录: hurstville Password 密码: hurstville</p> <p>Choose a game to play. 玩玩游戏</p>	<p>afternoon!</p> <p>祝你有个愉快的下午！</p>	<p>Website: 网站 www.in2era.com.au</p> <p>Log in 登录: hurstville Password 密码: hurstville</p> <p>Optional: Choose a game to play. 玩玩游戏</p>	

	Monday 16.08.21 星期一	Tuesday 17.08.21 星期二	Wednesday 18.08.21 星期三	Thursday 19.08.21 星期四	Friday 20.08.21 星期五
	<p>Website: 网站 www.in2era.com.au</p> <p>Log in 登录: hurstville Password 密码: hurstville</p> <p>Choose a game to play. 玩玩游戏</p>				
Break 休息	Break (1 hour) Eat & Play 休息	Break (1 hour) Eat & Play 休息	Break (1 hour) Eat & Play 休息	Break (1 hour) Eat & Play 休息	Break (1 hour) Eat & Play 休息
Session 3 下午	<p>Community Language 语言课 (中文)</p>	<p>Singing and Dancing on zoom Zoom 课 -唱歌跳舞</p> <p>The Kindy teachers will invite you on zoom for a fun filled afternoon of singing and dancing.</p> <p>If you are unable to join on zoom you can sing along to some of your own songs or go to ABC iview and watch one episode of Playschool.</p> <p>https://iview.abc.net.au/video/CH1912H011S00</p>		<p>Physical Education 体育</p> <p>Let's Get Active</p> <p>Join in the following activity to get fit and active!</p> <p>体育活动时间到啦</p> <p>跟着以下视频一起运动</p> <p>https://vimeo.com/413420570</p>	<p>Creative Art 美术</p> <p>Watch, draw and colour in a bunny rabbit. Click on the link below to make a beautiful picture of a rabbit. After you have drawn your picture, colour it in and decorate it. You can be as creative as you like.</p> <p>点击下面的链接, 观看、画画兔子并上色。画完画后, 把它涂上颜色并装饰一下。你可以发挥你的想象力去创作。</p> <p>https://www.youtube.com/watch?v=aau6xZqlu1A&ab_c</p>

Monday 16.08.21 星期一	Tuesday 17.08.21 星期二	Wednesday 18.08.21 星期三	Thursday 19.08.21 星期四	Friday 20.08.21 星期五
		<p>老师们邀请你在 zoom 上度过一个充满欢乐的下午，一起唱歌跳舞。</p> <p>如果你不能加入 zoom，你可以跟着自己的歌一起唱，或者去 ABC iview 看一集 Playschool。</p> <p>https://iview.abc.net.au/video/CH1912H011S00</p>		<p>hannel=ArtforKidsHub</p>

 **k c ck**

1 Colour the letters for **k c ck** in each List Word.

back neck | kick sock | duck

2 Circle the picture if you hear **k c ck** at the end of the picture name.



3 Write **ck** at the end of each word. Read the words. Draw a line from the word to the picture.



lo___ du___ so___ ba___ ne___

 **ng**

1 Colour the letters for **ng** in each List Word.


hang king rung song

2 Circle the picture if you hear **ng** at the end of the picture name.



3 Write **ng** at the end of each word. Draw a picture for each word.

wi___ ri___ ki___ fa___



4 Finish the sentences with the words from the ring.

The _____ has a pet pig.
Can you sing a _____?



BLM GM79

F GM79 & 80

Match Up: Words to Pictures

F GM79 	F GM79 	F GM79
F GM79 	F GM79 	F GM79
F GM79 	F GM79 	F GM79
F GM79 	F GM79 	F GM79

BLM GM80

F GM79 & 80

Match Up: Words to Pictures

F GM80 sock	F GM80 rock
F GM80 duck	F GM80 chick
F GM80 lock	F GM80 neck
F GM80 kick	F GM80 back
F GM80 pack	F GM80 sack
F GM80 tack	F GM80 suck

BLM GM84

F 020 GM84

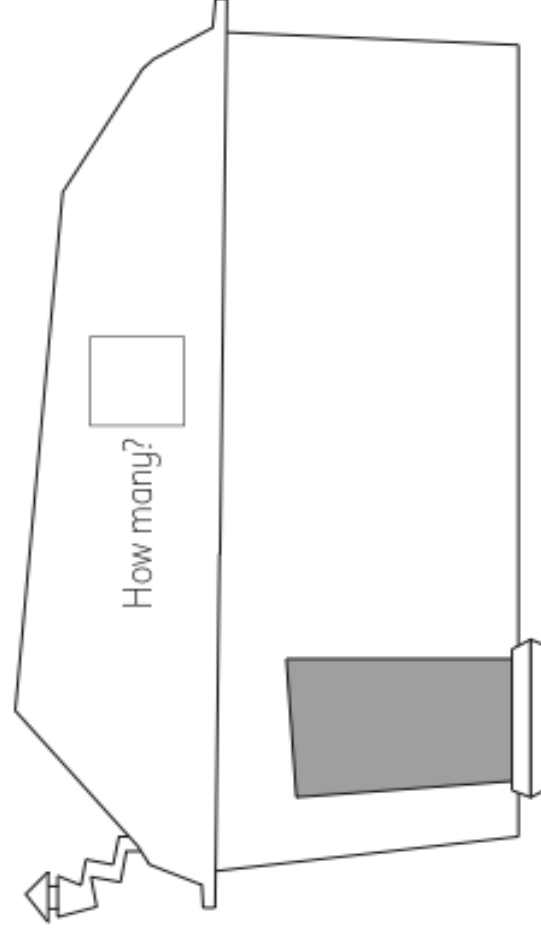
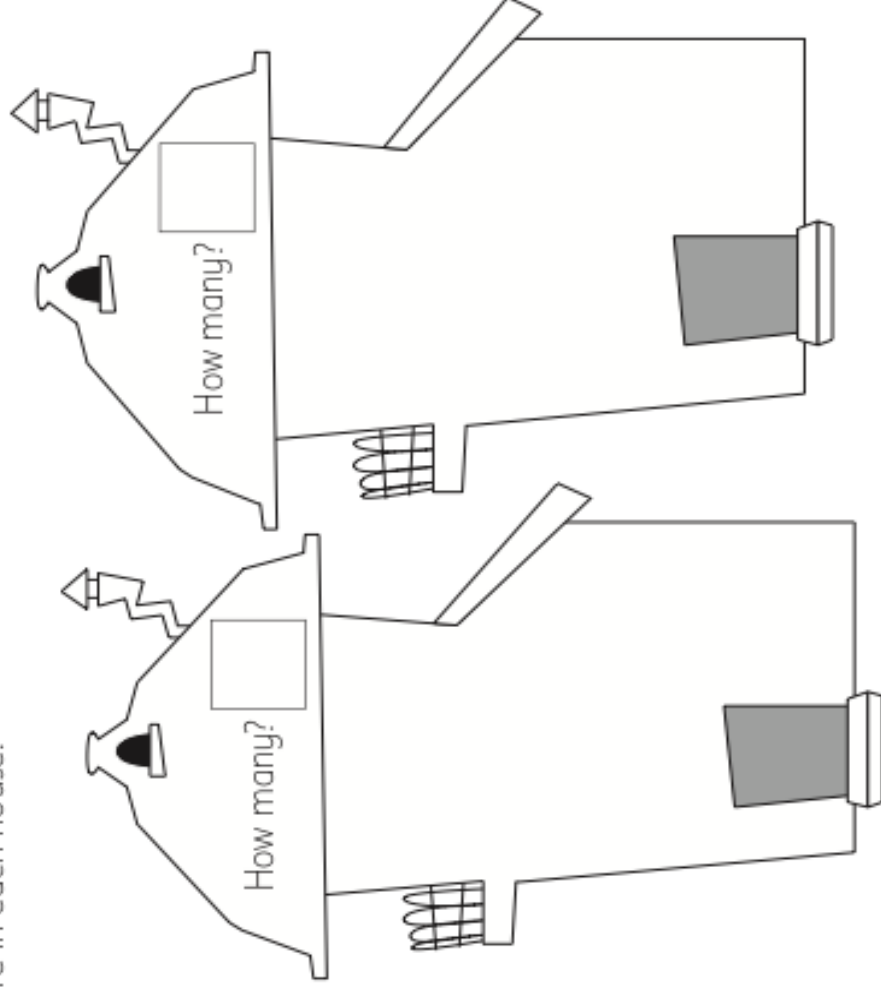
Match Up: Word Beginnings and Endings

F 020 GM84 __ing	F 020 GM84 k	F 020 GM84 __ap	F 020 GM84 z
F 020 GM84 __ack	F 020 GM84 b	F 020 GM84 __es	F 020 GM84 y
F 020 GM84 __ong	F 020 GM84 s	F 020 GM84 __an	F 020 GM84 v
F 020 GM84 __eck	F 020 GM84 n	F 020 GM84 __is	F 020 GM84 h
F 020 GM84 __ung	F 020 GM84 r	F 020 GM84 __og	F 020 GM84 j
F 020 GM84 __eb	F 020 GM84 w	F 020 GM84 __id	F 020 GM84 l



NA59 Count and share equally

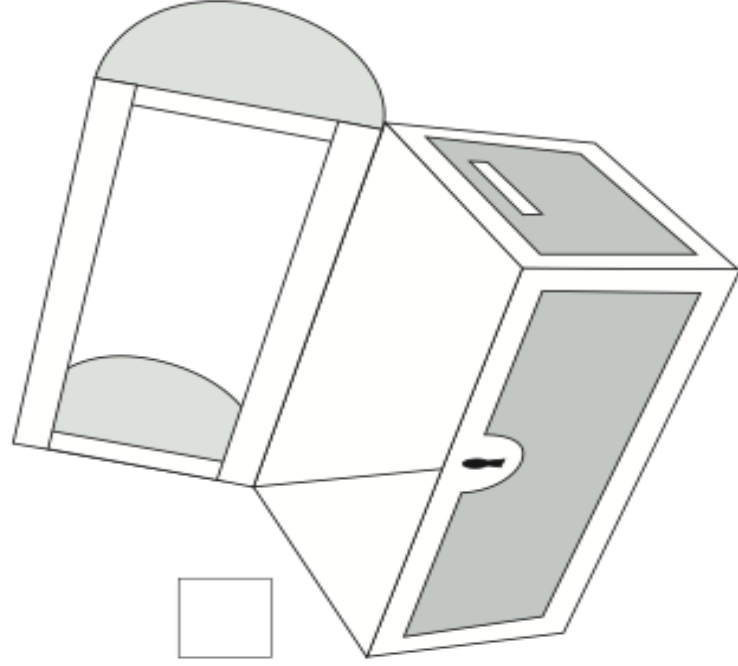
9 little monsters are looking for a home. Cut and paste equal numbers of little monsters in each house. Write how many there are in each house.



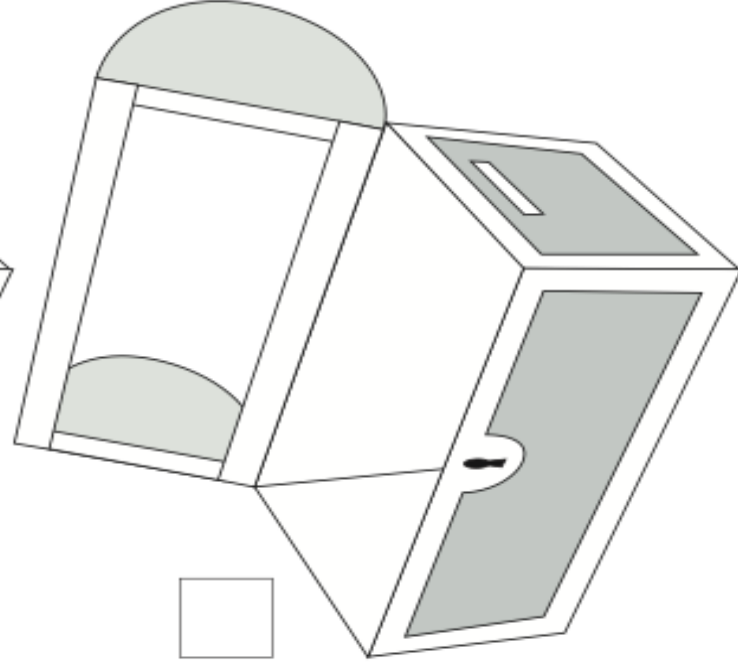


NA58 Sharing equally

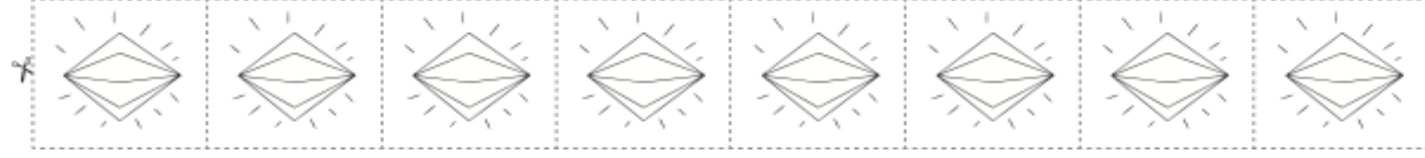
Share 8 diamonds equally between the 2 treasure chests. Cut and paste the diamonds in the treasure chests. Write how many in each.

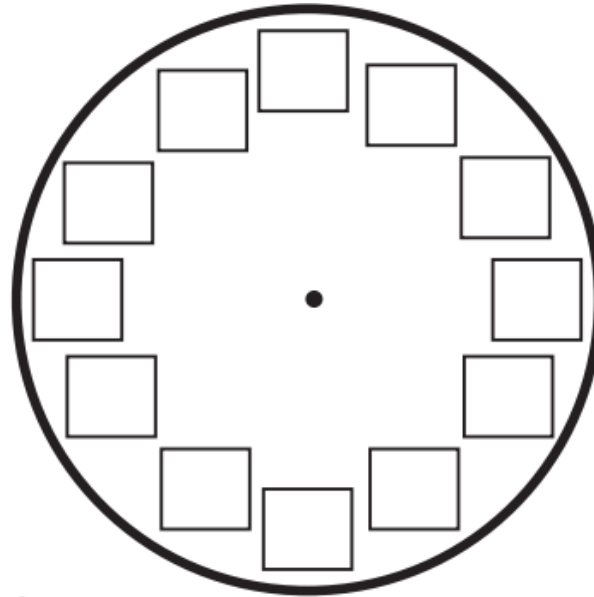


How many?

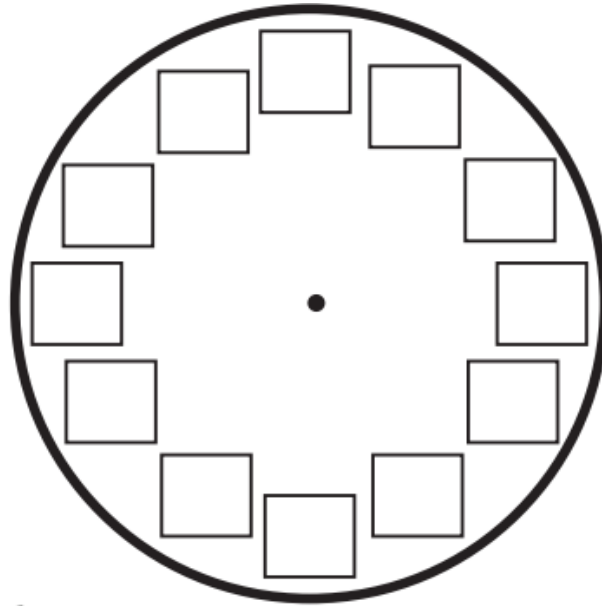


How many?





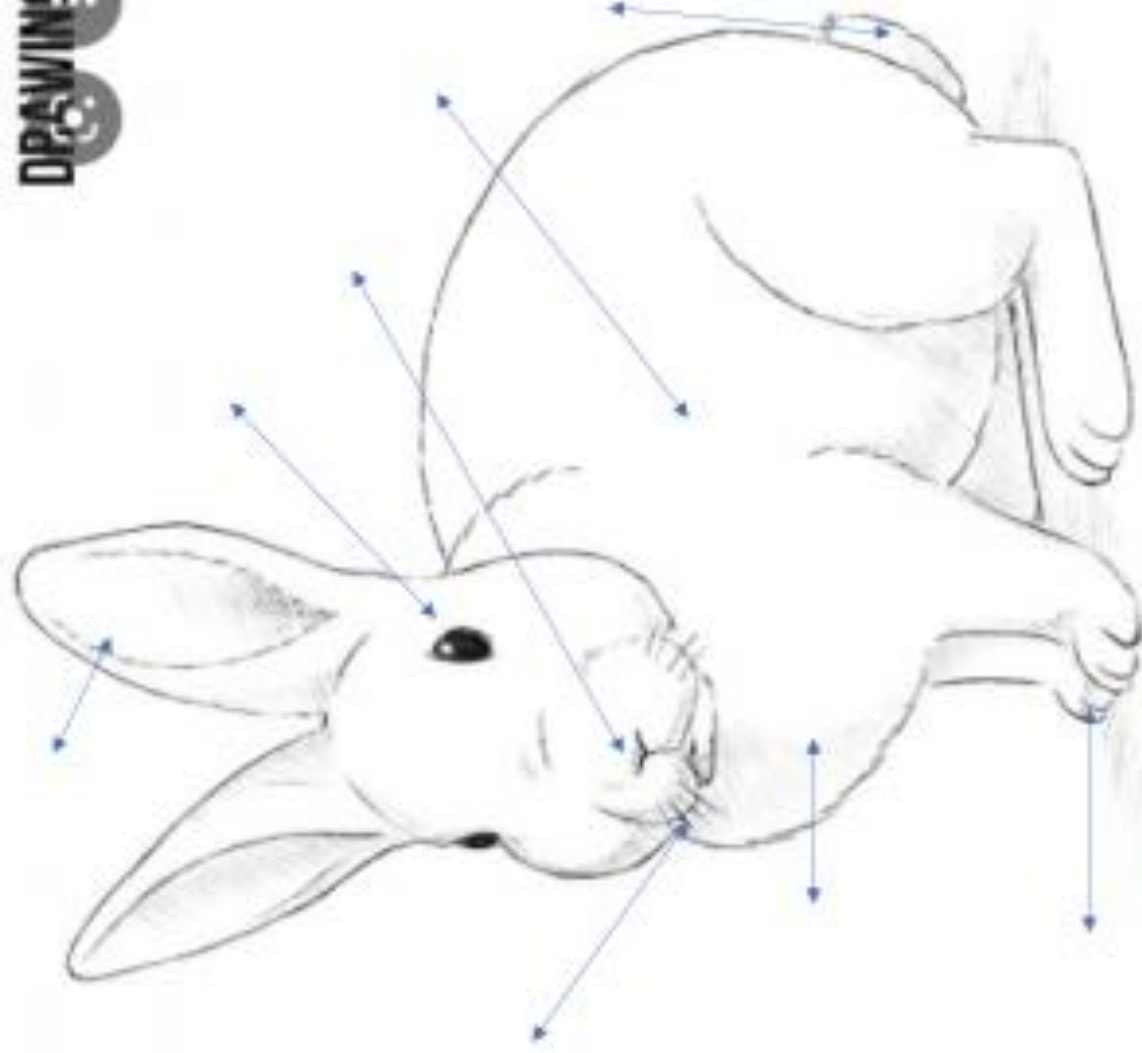
I wake up at _____ o'clock.



I go to bed at _____ o'clock.

Princess the rabbit

DRAWINGS!



long ears	small body
two eyes	soft fur
brown nose	four paws
long whiskers	fluffy round tail