

Framework for Learning from Home, Year 3 Term 3: Week 5

三年级在家学习大纲----第三学期第五周

以下作业，你有可能须要父母的协助才能完成。请展示父母你完成的作业。

For some of the activities below you may need your parents help. Show each completed activity to your parents to check and upload to Seesaw if required.

| | Monday 9 th August 星期一 八月九日 | Tuesday 10 th August 星期二 八月十日 | Wednesday 11 th August 星期三 八月十一日 | Thursday 12 th August 星期三 八月十二日 | Friday 13 th August 星期五 八月十三日 |
|-----------------------|---|---|--|--|---|
| Session 1 第一节 课 | <p>English 英语</p> <p>Writing:写作</p> <p>A persuasive text is a text which argues a point of view, to convince the reader to agree with the author.</p> <p>有说服力的文本是论证观点的文本，以说服读者同意作者的观点。</p> <p>Offer an opinion about fireworks. Write 2 reasons to support your opinion about fireworks.</p> | <p>English 英语</p> <p>Reading:阅读</p> <p><u>English Reading: With Ms Wadley:</u> 和 Wadley 女士一起阅读英语</p> <p>Listen to chapter 2, part 2 of The Secrets of Magnolia Moon by Edwina Wyatt. Click on the link below to hear the story. 听第 2 章, 埃德温娜·怀亚特的《玉兰月亮的秘密》第 2 部分。点</p> | <p>English 英语</p> <p>Reading: 阅读</p> <p><u>Reading and Comprehension</u></p> <p>阅读与理解</p> <p>Read the short passage "My New Shoes". Make sure that you read it carefully! Answer the 5 questions in full sentences. I have</p> | <p>English 英语</p> <p>Reading:阅读</p> <p>1. Read the story Voices in the Park that is attached and/or listen to the story: https://www.youtube.com/watch?v=58kla7Ghxas</p> <p>2. Read the story again and think about the characters voice and expression. 3.</p> | <p>English 英语</p> <p>Reading:阅读</p> <p>1. Listen to the story below or read the book using yesterday's activity: https://www.youtube.com/watch?v=58kla7Ghxas</p> <p>1. 听下面的故事或利用昨天的活动阅读这本书: https://www.youtube.com/watch?v=58kla7Ghxas</p> <p>2. Read about Anthony Browne: http://www.anthonybrownebooks.com/books Anthony Brown who wrote 'Voices in the Park' also illustrated the book.</p> |

| <p>Monday 9th August 星期一 八月九日</p> | <p>Tuesday 10th August 星期二 八月十日</p> | <p>Wednesday 11th August 星期三 八月十一日</p> | <p>Thursday 12th August 星期三 八月十二日</p> | <p>Friday 13th August 星期五 八月十三日</p> |
|--|--|--|---|--|
| <p>提供有关烟花的意见。写两个理由支持你对烟花的看法</p> <p>Write down your two reasons in full sentences. You can use these sentence starters to help you.:</p> <ul style="list-style-type: none"> • I strongly believe that fireworks because • Also, I feel that fireworks can <p>用完整的句子写下你的两个理由。你可以用这些句子启动器来帮助你。: •我坚信烟花...因为。 •此外, 我觉得烟花可以...</p> <p>Spelling: 拼写练习</p> <p>Sound focus: 以下的字是练习的焦点</p> <p>s, ss, se, ce, x(ks), c</p> <p>1. Write your spelling words in order of least amount syllables to most.</p> | <p>击下面的连接来听故事 https://drive.google.com/file/d/1MSRPs-LloZRanKJb57cJZAdN2R0Kue6q/view?usp=sharing</p> <p>Answer the following questions to show your understanding. Use the questions to help you begin to write the answers. See the examples below. Write in full sentences that are punctuated. Remember that names begin with capital letters.</p> <p>回答以下问题以显示您的理解。使用这些问题来帮助您开始编写答案。请参阅下面的示例。用穿插的句子写。请记住, 名称以大写字母开头</p> <p>1) What secret about Casper Sloan does Magnolia know? The secret about Casper Sloan that Magnolia knows.....</p> <p>2) Magnolia and Imogen</p> | <p>started the answers for you.</p> <p>阅读短文"我的新鞋"。确保您仔细阅读! 用完整的句子回答这5个问题。我已经开始为您回答问题了。</p> <p>When you have answered each question, read your answers to make sure you have a full stop at the end and that your answers make sense.</p> <p>当您回答了每个问题时, 请阅读您的答案, 以确认您的句子在最后一个逗号, 并且您的答案是有意义的。</p> | <p>Record your voice reading one character's part e.g. Charles, Smudge or read to a parent.</p> <p>4. Look more closely at the way the pictures and words tell the story.</p> <p>5. Look at the text of the First Voice (This is when Charles's mum is telling the story)</p> <p>1. 阅读故事: "公园里的声音"或听故事: https://www.youtube.com/watch?v=58kla7Ghxas</p> <p>2. 再读一遍这个故事, 想想人物的声音和表情。3. 录下你的声音。读一个角色的部分, 如查尔斯, 或阅读给父母听。4. 更仔细地观察图片和文字怎样讲述</p> | <p>2. 阅读安东尼·布朗: http://www.anthonybrownebooks.com/books 安东尼·布朗写了《公园里的声音》, 也说明了这本书。</p> <p>Browne has said he likes to include gorillas because he finds them fascinating. They are enormous, intimidating beasts, while on the other, they are gentle and soulful. He gives them human characteristics which is called anthropomorphism.</p> <p>布朗说他喜欢包括大猩猩, 因为他觉得它们很迷人。他们是巨大的, 令人生畏的野兽, 而另一方面, 他们是温柔和深情的。他给了他们人类特征, 这就是所谓的拟人化</p> <p>4. Look closely at page 15 attached below. Write your responses in a workbook or in Seesaw.</p> <p>4. 仔细看下面附着的15页。将您的回答写在作业簿或 Seesaw 上。</p> <p>* Is there anything strange or interesting in the picture? Look at the shapes, shadows, trees and the lamp posts.</p> |

| Monday 9th August 星期一 八月九日 | Tuesday 10th August 星期二 八月十日 | Wednesday 11th August 星期三 八月十一日 | Thursday 12th August 星期三 八月十二日 | Friday 13th August 星期五 八月十三日 |
|--|--|---|--|---|
| <p>2. 以最少音节的顺序拼写单词</p> <p>3. Words with the same amount of syllables should be in alphabetical order. 音节数量相同的单词应按字母顺序排列。</p> <p>2. Tap the add button. 3. Take a photo of your work. Make sure that the photo is straight and clear.</p> <p>4. Tap the green check to add to your journal.</p> <p>2. 点击“添加按钮”。3. 拍摄您的作品照片。确保照片是直的和清晰的。4. 加到您的日志中。</p> <p>Bonus activity: play a game on Soundwaves using a sound of your choosing for 15 minutes.</p> <p>奖励活动：使用您选择的声音在声波上玩游戏 15 分钟</p> <p>How to login: 利用下面的网站。</p> | <p>loved to joke about different fruits.</p> <p>If you could be any kind of fruit, what would you be? Why</p> <p>If I could be any kind of fruit, I would be because.....</p> <p>1) 玉兰知道卡斯珀·斯隆的什么秘密? 玉兰知道的关于卡斯帕·斯隆的秘密...密。</p> <p>(2) 玉兰和伊莫根喜欢拿不同的水果开玩笑。如果你能成为任何一种水果, 你会是什么? 为什么? 如果我能为任何一种水果, 我会成为.....因为.....</p> <p>Writing 写作: Punctuating Sentences .加标点符号的句子</p> <p>All sentences need to be punctuated properly so they make sense. They need to have CAPITAL LETTERS, FULL STOPS or QUESTION MARKS.</p> |  <p>Writing: 写作</p> <p>Practise brainstorming.</p> <p>练习用脑想新主意及新创意</p> <p>Before we write it is good to plan our ideas. To persuade someone to believe a point of view we must present arguments or reasons why.</p> <p>在我们写作之前, 先计划我们的想法是有好处的。要说服某人相信一个观点, 我们必须提出论点或理由。</p> | <p>故事的。5. 看看”第一声音“的文章(这是查尔斯的妈妈讲故事的时候)</p> <p>Answer these questions in a workbook or in note. Write in full sentences.</p> <p>在作业簿或本子上回答下面问题。须用完整的句子写。</p> <ol style="list-style-type: none"> 1. Who is telling this story? How do you know? 2. What sort of person is she? Consider: <ul style="list-style-type: none"> -the way she is dressed -her body language and speech -the way she speaks to Charles and Victoria. 3. Why is the mother worried about Charles? 4. Why does she think the park is full | <p>*图片中有什么奇怪或有趣的内容吗? 看看形状, 阴影, 树木和灯柱。</p> <p>* What is happening in this part of the story?</p> <p>* How is the Charles feeling?</p> <p>*故事的这一部分发生了什么? *查尔斯感觉如何?</p> <p>* Are there any vectors? Lines that lead your eyes across the page. Tell me about them.</p> <p>* What about salience? Where are your eyes drawn?</p> <p>*是否有任何矢量? 引导你的眼睛穿过页面的线条。跟我说说他们。*那突出部呢? 你的眼睛画在哪里</p> <p>Writing: 写作</p> <p>Adjectives are words that describe nouns, eg. Blue- for blue sky, happy- for happy clown etc. They are used to add more detail to a sentence and make the sentence interesting. Read each basic sentence on the “Adding Adjective” worksheet. Add an adjective to make these sentences interesting.</p> <p>形容词是描述名词的词, 例如。蓝色-蓝天, 快乐-快乐小丑等。它们用于在句子中添加更多细节, 使句子变得有趣。阅读“添加形容词”作业本</p> |

Monday
9th August
星期一 八月九日

进入网站的密码如下
www.soundwaveskids.com.au
Access code: moss583
进入网站的密码 : moss583

Tuesday
10th August
星期二 八月十日

Read the sentences on the work sheet. Copy each sentence neatly and include all the correct punctuation. 所有句子都需要加标点符号, 才能使它们有意义。它们需要有大写字母, 句号, 或问号。请阅读工作表上的句子并将每个句子整齐地抄写一遍, 必须包括所有的正确标点符号。

| Statement - a sentence that tells you something. It ends in a full stop. | Question - a sentence that asks you something. It ends in a question mark (?). |
|--|---|
| Punctuate these sentences by including a CAPITAL letter at the beginning and a FULL STOP at the end. | Punctuate these questions by including a CAPITAL letter and QUESTION MARKS. |
| 1. My cat is very lazy. | 1. Where is my library book? |
| 2. This book is so funny. | 2. Who likes to eat ice cream? |
| 3. I love to eat pizza. | 3. When are you going to go to school? |
| 4. It was such a hot day. | 4. What is that monkey doing? |
| 5. The birds flew above my house. | 5. Did you see my new dog? |
| Write your own sentence. | Write your own question. |
| 6. _____ | 6. _____ |

Wednesday
11th August
星期三 八月十一日

Choose from the following topics then brainstorm about 5 ideas in your workbook.

从以下主题中选择, 运用思考, 想出五个新主意和新创意, 然后把它们写在作业本子上。

- 1) If you could have a special talent what would it be? Why?
- 2) Which is better? Cats or dogs?
- 3) Persuade your parents to stop sending you to coaching.
- 4) Why are iPads better than Laptops?

- 1) 如果你能有天个特殊的才, 那会是什么? 为什么? (2) 哪个更好? 猫还是狗? (3) 说服你的父母停


Thursday
12th August
星期三 八月十二日

of 'frightful types'?
1. 谁在讲这个故事? 你怎么知道? 2. 她是什么样的人? 考虑一下: -她的穿着方式, 她的身体语言和言语, 她对查尔斯和维多利亚说话的方式。3. 为什么母亲担心查尔斯? 4. 为什么她认为公园里充满了"可怕的类型"

Writing: 写作
Carefully read the definitions on the worksheet **Proper nouns and common nouns.**
Write 5 more examples of common nouns and 5 more examples of proper nouns.
Write 3 sentences using common nouns and 3 sentences

Friday
13th August
星期五 八月十三日

上的每一个基本句子。添加形容词, 使这些句子变得更有趣
Extension: Write 3 of your own sentences using adjectives.
增加学习: 使用形容词写一写自己的 3 个句子。



| | | | | |
|--|--|---|--|--|
| <p>Monday 9th August 星期一 八月九日</p> | <p>Tuesday 10th August 星期二 八月十日</p> | <p>Wednesday 11th August 星期三 八月十一日</p> | <p>Thursday 12th August 星期三 八月十二日</p> | <p>Friday 13th August 星期五 八月十三日</p> |
|--|--|---|--|--|

止送你去补习。(4)
为什么 ipad 比笔记本电脑好?

Once you write down 4 or 5 ideas, chose the best 3 ideas.

一旦你写下 4 或 5 个想法后, 选择最好的 3 个。

Using capital letters at the start and full stops or question marks at the end, please write THREE full sentences about your 3 best arguments. Upload them to Seesaw. You could read them aloud and record your voice too.

句子开头必须使用大写字母, 句子结尾须使用句号或问号, 请写三个完整的句子, 介绍您的 3 个最佳议论。将它们

using proper nouns. Underline the nouns in your sentences.

仔细阅读作业簿上的定义, “专有名词”和“普通名词是什么意思”。再写 5 个普通名词的例子和 5 个专有名词的例子。用普通名词写 3 个句子, 用专有名词写 3 个句子, 并在每个句子中的名词下面画线。

| | |
|--|--|
| <p>A common noun is a naming word. It refers to general objects, places, people and animals where they don't have specific names. It does not have a capital letter unless it is at the beginning of a sentence.</p> | <p>A proper noun is a specific name for a particular person, place, or thing. Proper nouns are always capital English, no matter where they are in a sentence.</p> |
| <p>Write 5 more common nouns in the list: cat pencil boy</p> | <p>Write 5 more proper nouns in Sydney: Emily Wednesday</p> |
| <p>Choose 3 of these common nouns and write a sentence for each.</p> <p>1. _____</p> <p>2. _____</p> <p>3. _____</p> | <p>Choose 3 of these proper nouns and write a sentence for each.</p> <p>1. _____</p> <p>2. _____</p> <p>3. _____</p> |

| | Monday 9 th August 星期一 八月九日 | Tuesday 10 th August 星期二 八月十日 | Wednesday 11 th August 星期三 八月十一日 | Thursday 12 th August 星期三 八月十二日 | Friday 13 th August 星期五 八月十三日 |
|--------------------------|--|---|--|---|--|
| | | | 上传到 Seesaw。你可同时大声朗读，并录制你的声音了。 | | |
| Break 休息时间 | Break (30 mins) Eat & Play 休息 (30 分钟) 吃和玩 | Break (30 mins) Eat & Play 休息 (30 分钟) 吃和玩 | Break (30 mins) Eat & Play 休息 (30 分钟) 吃和玩 | Break (30 mins) Eat & Play 休息 (30 分钟) 吃和玩 | Break (30 mins) Eat & Play 休息 (30 分钟) 吃和玩 |
| Session 2 第二节 | <p>Mathematics: 数学 Multiplication- 乘法</p> <p>Go to the following website and explore the page: 到以下网站并浏览页面 https://www.mathsisfun.com/tables.html You can learn about multiplication facts, practise your times tables and find some great advice on how to become a multiplication master! 你可以学到乘法的事实，练习你的时间表，并找到</p> | <p>Mathematics: 数学 Multiplication 乘法- Rock/ Paper/Scissors with a twist- 剪刀，石头，纸</p> <p>Play this game with a family member: 与家人一起玩这个游戏</p> <p>Each player puts up 2-10 fingers instead of rock, paper, or scissors. 每个玩家举起 2-10 个手</p> | <p>Mathematics: 数学 Multiplication 乘法-</p> <p>Play this game with a family member. You will need a pack of playing cards (or you could make your own number cards). Each player picks up two cards to make a multiplication number sentence. E.g. 8 and 5 和家人一起玩这个游戏。您需要一包扑克牌（或者您可以制作自己的号码卡）。每个玩家</p> | <p>Mathematics 数学: Time Past and To</p> <p>Choose two coloured pencils. With one coloured pencil colour the 'past side' of the clock on worksheet. With the other coloured pencil colour the 'to side' of the clock 选择两支彩色铅笔。用一种彩色</p> | <p>Mathematics 数学: Time 时间 Time - O'Clock 点钟 and 和 Half Past 半点钟</p> <p>Watch the video 观看下面的视频 https://www.youtube.com/watch?v=RX-tPqgHTbl</p> <p>Complete the worksheet-write the O'clock and half past times underneath each clock 完成练习题，在每个时钟下面写出几点钟和几点半。</p> |

| <p>Monday 9th August 星期一 八月九日</p> | <p>Tuesday 10th August 星期二 八月十日</p> | <p>Wednesday 11th August 星期三 八月十一日</p> | <p>Thursday 12th August 星期三 八月十二日</p> | <p>Friday 13th August 星期五 八月十三日</p> |
|--|--|--|---|--|
| <p>一些伟大的建议，如何成为一个乘法大师!</p> <p>Try the Maths Trainer or find the worksheets at the bottom of the page. 尝试数学培训师或在页面最下方找到要做的练习。</p> | <p>指，而不是石头、纸或剪刀</p> <p>The first partner to multiply the two sets of fingers together and call out the product gets a point. 第一个将两组手指组合在一起并叫出产品的合作伙伴获得一个点。</p> <p>The first player to 20 points, is the winner. 第一个得分达到 20 分的是赢家。</p>  <p>Go to the following website and take the test: 到下面的网站并参加测试:</p> | <p>拿起两张牌来制作乘法数字句子。例如 8 和 5</p>  <p>Whoever gets the highest answer keeps the cards. The player at the end with the most cards, wins. 谁得到最高答案谁就保留卡片。最后是牌最多的人赢。</p> <p>Wellbeing Wednesday 健康和愉快的星期三 Wednesday</p> <p>*Go for a walk with a family member *Do something for a family member – you could help make lunch, tidy part of the house or fold the washing</p> | <p>铅笔，在作业本子上涂上已过去的时间。用另一种颜色的彩色笔涂上"将来的时间"。</p>  <p>Label the clock 标记时钟</p> <p>Label the clock with the numbers on the clock. Write the time on the clock. Label the hour hand and minute hand on worksheet. 用时钟上的号码给时钟贴上标签。把</p> |  <p>Play the game 上网玩游戏</p> <p>http://www.scottle.edu.au/ec/viewing/L9643/index.html#</p> <p>link: www.imathskids.com.au Access Code: these433</p> <p>进入网站的密码: these433</p> |

| | Monday 9 th August 星期一 八月九日 | Tuesday 10 th August 星期二 八月十日 | Wednesday 11 th August 星期三 八月十一日 | Thursday 12 th August 星期三 八月十二日 | Friday 13 th August 星期五 八月十三日 |
|------|--|---|---|--|--|
| | | https://bit.ly/HPSY311 | <p>*Learn a new skill such as origami or juggling (you can use objects such as rolled up socks)</p> <p>*和家人一起散步 *为家庭成员做点什么-你可以帮忙做午餐, 整理房子的一部分或折叠洗涤</p> <p>*学习一种新的技能, 如折纸或杂耍 (你可以使用的东西, 如卷起的袜子)</p> <p>https://www.youtube.com/watch?v=KfnyopxdJXQ</p> | <p>时间写在时钟上。 在作业本上标记时针和分针。</p>  <p>Play the clock game 上网玩时钟的游戏 https://www.iknowit.com/lessons/a-telling-time-to-the-hour.html www.imathskids.com.au Access Code: these433 上网密码是 these433</p> | |
| 休息时间 | Break (1 hour) Eat & Play | Break (1 hour) Eat & Play | Break (1 hour) Eat & Play | Break (1 hour) Eat & Play | Break (1 hour) Eat & Play |

| | Monday 9 th August 星期一 八月九日 | Tuesday 10 th August 星期二 八月十日 | Wednesday 11 th August 星期三 八月十一日 | Thursday 12 th August 星期三 八月十二日 | Friday 13 th August 星期五 八月十三日 |
|--------------------------------|---|---|---|---|--|
| | 休息 (1 小时) 吃和玩 | 休息 (1 小时) 吃和玩 | 休息 (1 小时) 吃和玩 | 休息 (1 小时) 吃和玩 | 休息 (1 小时) 吃和玩 |
| Session 3 第三节 | <p>Community Language 语言学习</p> <p>Complete an activity from the Community Language framework on Seesaw. 请到 Seesaw 上去完成一个你必须做的语言作业。</p> | <p>Science: 科学</p> <p>Make a Sundial</p> <p>Today you will make your Sundial-Tomorrow you can conduct your experiment. 今天你将制造一个记时间的仪器。明天你可以试验一下你做的测时仪器。</p> <p>Watch the video about the sun and shadows. 请观看有关太阳和阴影的视频 https://www.youtube.com/watch?v=1SN1BOPLZAs&t=100s</p> <p>Watch the video on how to make a creative sundial. 观看有关如何制作有创意的测时仪器的视频 https://www.youtube.com/watch?v=Gxo8orZ1X7g</p> <p>Build sundial using the</p> | | <p>Geography 地理: What is a Biome?</p> <p>什么是生物群落?</p> <p>Use Seesaw, PowerPoint or a workbook. 使用 Seesaw、幻灯片或作业簿</p> <p>1. Read the notes about Biomes in the attached PDF Create a title slide and write your name. Biomes by....</p> <p>2. Use a new page or slide to write a definition of biome. For example: A biome is a large community of vegetation and wildlife adapted to a specific climate.</p> <p>3. Look at the map in the PDF page 6.</p> | <p>Creative Arts 创意艺术: SINGING 唱 AND 和 RHYTHM 韵律</p> <p>Choose a song and sing along while making actions and perform in front of your family. Or use this one. Further details can be found on Seesaw. 请选一首歌, 在家人面前边唱边表演, 或用 Seesaw 里的歌。请开启网站 https://publish.viostream.com/play/w9i3zgnzime5j</p> <p>PDHPE 运动和健康: Mindfulness 集中注意力 Relaxation 放松/Breathing Exercises 呼和吸的运动</p> <p>Visit the website for the relaxation activity. 进入下面网站观看放松的运动 https://www.youtube.com/watch?v=O29e4rRMrv4</p> |

| <p>Monday 9th August 星期一 八月九日</p> | <p>Tuesday 10th August 星期二 八月十日</p> | <p>Wednesday 11th August 星期三 八月十一日</p> | <p>Thursday 12th August 星期三四 八月十二日</p> | <p>Friday 13th August 星期五 八月十三日</p> |
|--|--|---|--|--|
| | <p>template and a pencil or plastic straw. 使用模板和铅笔或塑料吸管制造测时仪器</p>   <p>On WEDESDAY take your sundial outside and mark your shadow every hour.</p> <p>下星期三把你的测时仪器拿到外面并标示每个小时太阳在你的仪器上投射的影子。</p> <p>Complete the worksheet 完成下面的作业：</p> | | <p>What are the 6 Major Biomes of Australia? (5 on land and one is aquatic) Add a new page or slide and write a sentence: The 6 main Biomes of Australia are.....</p> <p>1. 阅读所附 PDF 中的生物群系说明创建标题幻灯片并写上您的姓名。生物群系由...2. 使用新页面或幻灯片编写生物群系的定义。例如：生物群系是适应特定气候的植物和野生动物的一大群。3. 查看 PDF 第 6 页中的地图。澳大利亚的 6 个主要生物群系是什么？（5 在陆地上，1 个是水生）添加新的页面或幻灯片并写一</p> | |

| <p>Monday 9th August 星期一 八月九日</p> | <p>Tuesday 10th August 星期二 八月十日</p> | <p>Wednesday 11th August 星期三 八月十一日</p> | <p>Thursday 12th August 星期三 八月十二日</p> | <p>Friday 13th August 星期五 八月十三日</p> |
|--|--|---|---|--|
| |  <p>PDHPE:健康和运动</p> <p>Something a little different this week! While keep our bodies fit is important it is ALSO important to stretch and build our core strength as well.</p> <p>这个星期有点不同! 虽然保持我们的身体健康是重要的, 伸展和建立我们的核心力量也是很重要的。</p> <p>Yoga is an amazing, fun way to keep our bodies flexible and strong. Click the following link:</p> <p>瑜伽是保持身体灵活和强壮的一种神奇而有趣的方法。单击以下连接站:</p> <p>https://www.youtube.com/watch?v=iWowDC3x0hE</p> | | <p>个句子: 澳大利亚的6个主要生物群系是....</p> <p>4. Watch this video about Biomes in Australia: http://www.viewpure.com/nb57nDoKZXg?start=0&end=0</p> <p>As you watch the video take notes about the different types of biomes in Australia. 4. 观看关于澳大利亚生物群系的视频: http://www.viewpure.com/nb57nDoKZXg?start=0&end=0 当你观看视频时, 记下澳大利亚不同类型的生物群系</p> <p>5. Add a new page and create a mind</p> | |

| Monday 9th August 星期一 八月九日 | Tuesday 10th August 星期二 八月十日 | Wednesday 11th August 星期三 八月十一日 | Thursday 12th August 星期四 八月十二日 | Friday 13th August 星期五 八月十三日 |
|--|---|---|---|--|
| | <p>Follow along Encourage your family members to join you! If you do not have access to the internet, do some of your own stretches or play a game with a family member.</p> <p>跟随并鼓励您的家人加入您做! 如果你家没有互联网可以上网, 你可以和家人做一些自己的伸展活动或玩游戏。</p> | | <p>web of the 6 biomes of Australia. Illustrate with photos or drawings. 5. 添加新页面, 创建澳大利亚6个生物群系的思维网。用照片或作插图</p> | |

Word Work Grid

Complete each of the activities in this grid. Write the date you completed each activity on the line provided.

| | | | | |
|---|---|---|---|---|
| <p style="text-align: center;">Syllable Sort</p> <p>Write your spelling words in order from the least amount of syllables to the most. Words with the same number of syllables should be in alphabetical order.</p> <p>Date: _____</p> | <p style="text-align: center;">Odd One Out</p> <p>For each of your spelling words, write four words. One is your spelling word, two relate to your spelling word and one is the odd word out that doesn't fit with the other two.</p> <p>Date: _____</p> | <p style="text-align: center;">Wacky Words</p> <p>On a sheet of paper, write your spelling words in different directions, filling up the whole sheet. Use different colours and types of writing for each word.</p> <p>Date: _____</p> | <p style="text-align: center;">Word Detective</p> <p>Write three clues about each of your spelling words. Ask someone to try to guess your spelling words using your clues.</p> <p>Date: _____</p> | <p style="text-align: center;">Digging in the Dictionary</p> <p>Use a dictionary to find the definition and write a sentence for each of your spelling words.</p> <p>Date: _____</p> |
| <p style="text-align: center;">Rhyming Wheels</p> <p>Think of as many words as you can that rhyme with your spelling words.</p> <p>Date: _____</p> | <p style="text-align: center;">Alliteration</p> <p>Write a sentence for each of your spelling words using as much alliteration as possible.</p> <p>Date: _____</p> | <p style="text-align: center;">Sentence Smart</p> <p>Write a sentence for each of your spelling words.</p> <p>Date: _____</p> | <p style="text-align: center;">Story Time</p> <p>Write a story using as many of your spelling words as you can. Underline each of your spelling words.</p> <p>Date: _____</p> | <p style="text-align: center;">Sort Them Out</p> <p>Sort the words on your spelling list into three different categories of your choice.</p> <p>Date: _____</p> |
| <p style="text-align: center;">Word Search</p> <p>Create your own word search using all the words on your spelling list.</p> <p>Date: _____</p> | <p style="text-align: center;">Handwriting Hero</p> <p>Write out your spelling words in your very best cursive hand writing.</p> <p>Date: _____</p> | <p style="text-align: center;">Letter Lingo</p> <p>Write a letter to a friend. Use as many spelling words in your letter as you can.</p> <p>Date: _____</p> | <p style="text-align: center;">Words Within Words</p> <p>Make a list of as many smaller words as you can find from your spelling list.</p> <p>Date: _____</p> | <p style="text-align: center;">Code Breaker</p> <p>Use the code guide to make a code for each of your spelling words.</p> <p>Date: _____</p> |

Spelling List Year 2

| | | | |
|--|--|--|--|
| mass sky just sleep sister | horse house Next Ice nice | place dance once cent centre | city circle circus sometimes something |
| cancel central cereal certain circular | course guess happiness ice-cream juice | lesson passed pencil postal scared | sense September serious since sound |

Spelling List Year 3

| | | | |
|---|---|---|---|
| sent cent seem next once dance post | asleep class east slow inside decide | sister desk ice face son across | explain September Saturday nurse chase sleepless |
| accident ambulance business century certain | silence spacious successful thoughtless useless | passenger possess question science separate | cylinder essential explanation juice message |

Science Activity- Week 5 Sundial Tuesday 10th August

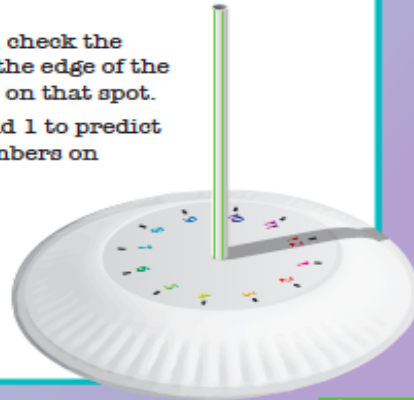
How to Make a Sundial

What you need:

- crayons
- sharp pencil
- ruler
- paper plate
- thumb tacks
- plastic straw

What to do:


1. Use the sharp pencil to poke a hole through the very centre of the plate.
2. Put the plate upside down.
3. Write the number 12 on the edge of the plate with a crayon.
4. Using the ruler as a guide, draw a straight line from the number 12 to the hole in the centre of the plate.
5. On a sunny day, take the plate outside at noon (12.00 pm).
6. Put the plate on the ground and poke the straw through the hole.
7. Turn the plate so that the shadow of the straw falls along the line to the number 12.
8. Using your thumb tacks, fasten the plate to the ground.
9. One hour later, at one o'clock, check the position of the shadow along the edge of the plate and write the number 1 on that spot.
10. Use the positions of the 12 and 1 to predict the positions of the other numbers on the sundial.
11. The next day, take your sundial out and you will be able to tell the time without a clock.




© 2011 Twinkl.com

Sundial Observation Sheet

Draw a picture of your sundial and the shadow it creates at 12pm and again at 1pm.



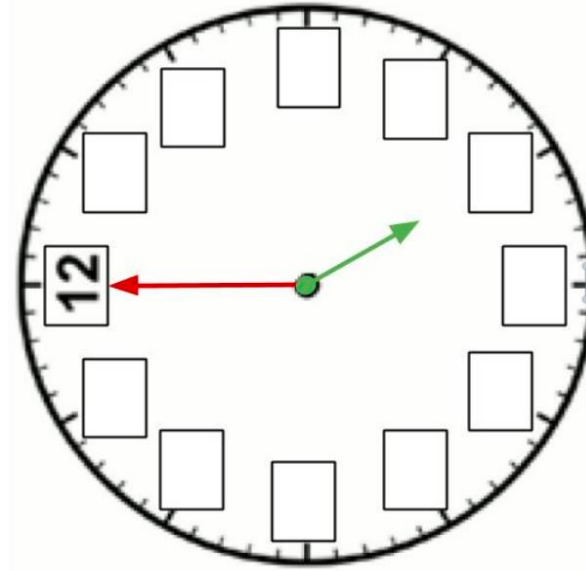
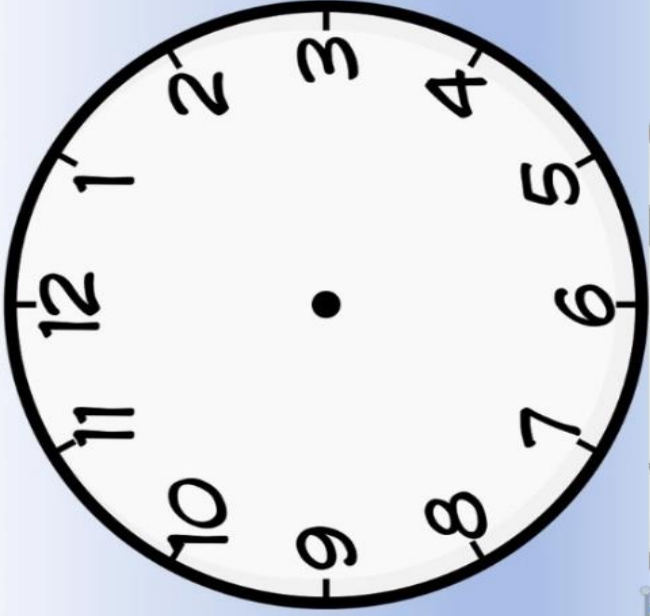
1pm



Noon (12pm)

1. What happened to the shadow of the straw?

Colour in "to" and colour in "past" on the clock. Label "to" and "past".



This clock shows ____:____.









The hour hand is _____.

The minute hand is _____.

red

green

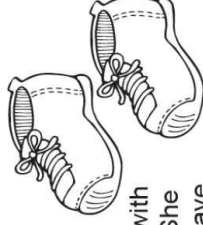
Mathematics-Time Week 5 Friday 13th August Time

| | | | |
|--|--|--|--|
|  <input data-bbox="181 592 555 724" type="text"/> |  <input data-bbox="701 592 1075 724" type="text"/> |  <input data-bbox="1167 592 1541 724" type="text"/> |  <input data-bbox="1632 592 2007 724" type="text"/> |
|  <input data-bbox="181 1107 555 1240" type="text"/> |  <input data-bbox="701 1107 1075 1240" type="text"/> |  <input data-bbox="1167 1107 1541 1240" type="text"/> |  <input data-bbox="1632 1107 2007 1240" type="text"/> |

Tuesday 10th August Writing - Punctuation

| Statement - a sentence that tell you something. It ends in a full stop. | Question- a sentence that asks you something. It ends in a question mark (?). |
|--|--|
| Punctuate these sentences by including a CAPITAL letter at the beginning and a FULL STOP at the end. | Punctuate these questions by including a CAPITAL letters and QUESTION MARKS. |
| 1. my cat is very lazy _____ | 1. where is my library <u>book</u> _____ |
| 2. this book is so funny _____ | 2. who likes to eat ice <u>cream</u> _____ |
| 3. i love to eat pizza _____ | 3. when are you going to go to <u>school</u> _____ |
| 4. it was such a hot day _____ | 4. what is that monkey doing _____ |
| 5. the birds flew above my house _____ | 5. did you see my new <u>car</u> _____ |
| Write your own sentence | Write your own question |
| 6. _____ | 6. _____ |

My New Shoes



My old shoes were great. Even though they had holes in them, were dirty, and squeaked, my feet always felt good in them. Yesterday, Mum came home with some new shoes. She threw my old ones in the trash. She shouted, "Hooray, they are gone at last!" "Look what I have for you," she said as she handed me that awful pair of new shoes. They felt so funny when I tried them on. They were stiff and tight. They didn't even squeak. "The kids at school will laugh at these bright hard things," I told my mum. She just kept on cooking. After everyone was asleep, I started digging in the trash. "There you are! I found you! We're back together!" I thought. At school the next day, no one laughed at me. All they saw were the same old squeaky, torn up shoes as before. "I'll just put these new ones on before I get back home," I thought to myself.

Read the short story then answer these questions by finishing off each sentence. I have helped you start each answer.

1. **Did I like my new shoes? How do you know?**

I liked/did not like my shoes because _____

2. **Did Mum like my old shoes? How do you know?**

Mum did/did not like my shoes because _____

3. **How did I feel about the new shoes?**

I thought that the new shoes _____

4. **Did Mum care that the kids at school would laugh at the new shoes?**

Mum cared/did not care that the kids at school would laugh at my new shoes and she _____

5. **Did I have on my old or new shoes at school the next day?**

At school the next day I had _____

Thursday 12th August Common Nouns and Proper Nouns

| | |
|---|---|
| <p>A common noun is a naming word. It refers to general objects, places, people and animals where they don't have specific names. It does not have a capital letter unless it is at the beginning of a sentence.</p> | <p>A proper noun is a specific name for a particular person, place, or thing. Proper nouns are always capitalized in English, no matter where they fall in a sentence.</p> |
| <p>Write 5 more common nouns in the list.</p> <p>cat pencil boy</p> <p>Choose 3 of these common nouns and write a sentence for each.</p> <p>1. _____</p> <p>_____</p> <p>2. _____</p> <p>_____</p> <p>3. _____</p> <p>_____</p> | <p>Write 5 more proper nouns in the list.</p> <p>Sydney Emily Wednesday</p> <p>Choose 3 of these proper nouns and write a sentence for each.</p> <p>1. _____</p> <p>_____</p> <p>2. _____</p> <p>_____</p> <p>3. _____</p> <p>_____</p> |

Writing Friday 13th August

Adding Adjectives

Re-Write each sentence. Add an adjective to make the sentence more interesting.
Underline your adjective.

Example: The boy ran along the sidewalk. The small boy ran along the narrow sidewalk.

1. Joe cleaned his bedroom.

2. Mother baked cookies.


3. Do you see any birds?

4. Tammy went to the store to buy eggs.

5. Mrs. James drove her car to the park.

6. Sara looked for her dog.

EXTENSION: Use this space to write some of your own sentences.



There was a very friendly dog in the park and
Victoria was having a great time. I wished I was.

