






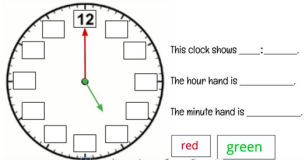

Framework for Learning from Home, Year 3 Term 3: Week 5


For some of the activities below you may need your parents help. Show each completed activity to your parents to check and upload to Seesaw if required.



	Monday 9 th August	Tuesday 10 th August	Wednesday 11 th August	Thursday 12 th August	Friday 13 th August
Session 1	<p>English</p> <p>Writing:</p> <p>A persuasive text is a text which argues a point of view, to convince the reader to agree with the author.</p> <p>Offer an opinion about fireworks. Write 2 reasons to support your opinion about fireworks.</p> <p>Write down your two reasons in full sentences. You can use these sentence starters to help you.:</p> <ul style="list-style-type: none"> • I strongly believe that fireworks because • Also, I feel that fireworks can <p>Spelling:</p> <p>Sound focus:</p>	<p>English</p> <p>Reading:</p> <p><u>English Reading: With Ms Wadley:</u></p> <p>Listen to chapter 2, part 2 of The Secrets of Magnolia Moon by Edwina Wyatt. Click on the link below to hear the story. https://drive.google.com/file/d/1MSRPs-LloZRanKJb57cJZAdN2R0Kue6q/view?usp=sharing</p> <p>Answer the following questions to show your understanding. Use the questions to help you begin to write the answers. See the examples below. Write in full sentences that are punctuated. Remember that names begin with capital letters.</p>	<p>English</p> <p>Reading:</p> <p><u>Reading and Comprehension</u></p> <p>Read the short passage “My New Shoes”. Make sure that you read it carefully!</p> <p>Answer the 5 questions in full sentences. I have started the answers for you.</p> <p>When you have answered each question, read your answers to make sure you have a full stop at the end and that your answers make sense.</p>	<p>English</p> <p>Reading:</p> <ol style="list-style-type: none"> 1. Read the story Voices in the Park that is attached and/or listen to the story: https://www.youtube.com/watch?v=58kla7Ghxas 2. Read the story again and think about the characters voice and expression. 3. Record your voice reading one character's part e.g. Charles, Smudge or read to a parent. 4. Look more closely at the way the pictures and words tell the story. 5. Look at the text of the First Voice (This is when Charles's mum is telling the story) Answer these questions in a workbook or in note. Write in full sentences. <ol style="list-style-type: none"> 1. Who is telling this story? How do you know? 2. What sort of person is she? 	<p>English</p> <p>Reading:</p> <ol style="list-style-type: none"> 1. Listen to the story below or read the book using yesterday's activity: https://www.youtube.com/watch?v=58kla7Ghxas 2. Read about Anthony Browne: http://www.anthonybrownebooks.com/books <p>Anthony Brown who wrote ‘Voices in the Park’ also illustrated the book.</p> <p>Browne has said he likes to include gorillas because he finds them fascinating. They are enormous, intimidating beasts,</p>

	Monday 9 th August	Tuesday 10 th August	Wednesday 11 th August	Thursday 12 th August	Friday 13 th August		
	<p>s, ss, se, ce, x(ks), c</p> <ol style="list-style-type: none"> Write your spelling words in order of least amount syllables to most. Words with the same amount of syllables should be in alphabetical order. Tap the add button. 3. Take a photo of your work. Make sure that the photo is straight and clear. Tap the green check to add to your journal. <p>Bonus activity: play a game on Soundwaves using a sound of your choosing for 15 minutes.</p> <p>How to login: www.soundwaveskids.com.au Access code: moss583</p>	<p>1) What secret about Casper Sloan does Magnolia know? The secret about Casper Sloan that Magnolia knows.....</p> <p>2) Magnolia and Imogen loved to joke about different fruits. If you could be any kind of fruit, what would you be? Why If I could be any kind of fruit, I would be because.....</p> <p>Writing: Punctuating Sentences All sentences need to be punctuated properly so they make sense. They need to have CAPITAL LETTERS, FULL STOPS or QUESTION MARKS. Read the sentences on the work sheet. Copy each sentence neatly and include all the correct punctuation.</p>	 <p>Writing: Practise brainstorming. Before we write it is good to plan our ideas. To persuade someone to believe a point of view we must present arguments or reasons why. Choose from the following topics then brainstorm about 5 ideas in your workbook.</p> <ol style="list-style-type: none"> If you could have a special talent what would it be? Why? Which is better? Cats or dogs? Persuade your parents to stop sending you to coaching. Why are iPads better than Laptops? 	<p>Consider: -the way she is dressed -her body language and speech -the way she speaks to Charles and Victoria.</p> <ol style="list-style-type: none"> Why is the mother worried about Charles? Why does she think the park is full of 'frightful types'? <p>Writing: Carefully read the definitions on the worksheet Proper nouns and common nouns. Write 5 more examples of common nouns and 5 more examples of proper nouns. Write 3 sentences using common nouns and 3 sentences using proper nouns. Underline the nouns in your sentences.</p> <table border="1" data-bbox="1377 973 1691 1284"> <tr> <td> <p>A common noun is a naming word. It refers to general objects, places, people and animals where they don't have specific names. It does not have a capital letter unless it is a t the beginning of a sentence.</p> <p>Write 5 more common nouns in the list. cat pencil boy</p> <p>Choose 3 of these common nouns and write a sentence for each.</p> <p>1. _____</p> <p>2. _____</p> <p>3. _____</p> </td> <td> <p>A proper noun is a specific name for a particular person, place, or thing. Proper nouns are always capitalized in English, no matter where they fall in a sentence.</p> <p>Write 5 more proper nouns in the list. Sydney Emily Wednesday</p> <p>Choose 3 of these proper nouns and write a sentence for each.</p> <p>1. _____</p> <p>2. _____</p> <p>3. _____</p> </td> </tr> </table>	<p>A common noun is a naming word. It refers to general objects, places, people and animals where they don't have specific names. It does not have a capital letter unless it is a t the beginning of a sentence.</p> <p>Write 5 more common nouns in the list. cat pencil boy</p> <p>Choose 3 of these common nouns and write a sentence for each.</p> <p>1. _____</p> <p>2. _____</p> <p>3. _____</p>	<p>A proper noun is a specific name for a particular person, place, or thing. Proper nouns are always capitalized in English, no matter where they fall in a sentence.</p> <p>Write 5 more proper nouns in the list. Sydney Emily Wednesday</p> <p>Choose 3 of these proper nouns and write a sentence for each.</p> <p>1. _____</p> <p>2. _____</p> <p>3. _____</p>	<p>while on the other, they are gentle and soulful. He gives them human characteristics which is called anthropomorphism.</p> <p>4. Look closely at page 15 attached below. Write your responses in a workbook or in Seesaw.</p> <ul style="list-style-type: none"> Is there anything strange or interesting in the picture? Look at the shapes, shadows, trees and the lamp posts. What is happening in this part of the story? How is the Charles feeling? Are there any vectors? Lines that lead your eyes across the page. Tell me about them. What about salience? Where are your eyes drawn? <p>Writing: Adjectives are words</p>
<p>A common noun is a naming word. It refers to general objects, places, people and animals where they don't have specific names. It does not have a capital letter unless it is a t the beginning of a sentence.</p> <p>Write 5 more common nouns in the list. cat pencil boy</p> <p>Choose 3 of these common nouns and write a sentence for each.</p> <p>1. _____</p> <p>2. _____</p> <p>3. _____</p>	<p>A proper noun is a specific name for a particular person, place, or thing. Proper nouns are always capitalized in English, no matter where they fall in a sentence.</p> <p>Write 5 more proper nouns in the list. Sydney Emily Wednesday</p> <p>Choose 3 of these proper nouns and write a sentence for each.</p> <p>1. _____</p> <p>2. _____</p> <p>3. _____</p>						

	Monday 9 th August	Tuesday 10 th August	Wednesday 11 th August	Thursday 12 th August	Friday 13 th August		
		<table border="1"> <tr> <td> <p>Statement – a sentence that tells you something. It ends in a full stop.</p> <p>Punctuate these sentences by including a CAPITAL letter at the beginning and a FULL STOP at the end.</p> <p>1. my cat is very lazy</p> <p>2. This book is so funny</p> <p>3. I love to eat pizza</p> <p>4. It was such a hot day</p> <p>5. The birds flew above my house</p> <p>Write your own sentence</p> <p>6. _____</p> </td> <td> <p>Question – a sentence that asks you something. It ends in a question mark (?).</p> <p>Punctuate these questions by including a CAPITAL letter and QUESTION MARK.</p> <p>1. where is my library <u>book</u></p> <p>2. who likes to eat <u>ice cream</u></p> <p>3. when are you going to go to <u>school</u></p> <p>4. what is that monkey doing</p> <p>5. did you see my new <u>cat</u></p> <p>Write your own question</p> <p>6. _____</p> </td> </tr> </table>	<p>Statement – a sentence that tells you something. It ends in a full stop.</p> <p>Punctuate these sentences by including a CAPITAL letter at the beginning and a FULL STOP at the end.</p> <p>1. my cat is very lazy</p> <p>2. This book is so funny</p> <p>3. I love to eat pizza</p> <p>4. It was such a hot day</p> <p>5. The birds flew above my house</p> <p>Write your own sentence</p> <p>6. _____</p>	<p>Question – a sentence that asks you something. It ends in a question mark (?).</p> <p>Punctuate these questions by including a CAPITAL letter and QUESTION MARK.</p> <p>1. where is my library <u>book</u></p> <p>2. who likes to eat <u>ice cream</u></p> <p>3. when are you going to go to <u>school</u></p> <p>4. what is that monkey doing</p> <p>5. did you see my new <u>cat</u></p> <p>Write your own question</p> <p>6. _____</p>	<p>Once you write down 4 or 5 ideas, chose the best 3 ideas.</p> <p>Using capital letters at the start and full stops or question marks at the end, please write THREE full sentences about your 3 best arguments. Upload them to Seesaw. You could read them aloud and record your voice too.</p>		<p>that describe nouns, eg. Blue- for blue sky, happy- for happy clown etc.</p> <p>They are used to add more detail to a sentence and make the sentence interesting.</p> <p>Read each basic sentence on the “Adding Adjective” worksheet. Add an adjective to make these sentences interesting.</p> <p>Extension: Write 3 of your own sentences using adjectives.</p> 
<p>Statement – a sentence that tells you something. It ends in a full stop.</p> <p>Punctuate these sentences by including a CAPITAL letter at the beginning and a FULL STOP at the end.</p> <p>1. my cat is very lazy</p> <p>2. This book is so funny</p> <p>3. I love to eat pizza</p> <p>4. It was such a hot day</p> <p>5. The birds flew above my house</p> <p>Write your own sentence</p> <p>6. _____</p>	<p>Question – a sentence that asks you something. It ends in a question mark (?).</p> <p>Punctuate these questions by including a CAPITAL letter and QUESTION MARK.</p> <p>1. where is my library <u>book</u></p> <p>2. who likes to eat <u>ice cream</u></p> <p>3. when are you going to go to <u>school</u></p> <p>4. what is that monkey doing</p> <p>5. did you see my new <u>cat</u></p> <p>Write your own question</p> <p>6. _____</p>						
Break	Break (30 mins) Eat & Play	Break (30 mins) Eat & Play	Break (30 mins) Eat & Play	Break (30 mins) Eat & Play	Break (30 mins) Eat & Play		
Session 2	<p>Mathematics: Multiplication-</p> <p>Go to the following website and explore the page:</p>	<p>Mathematics: Multiplication- Rock/Paper/Scissors with a twist-</p> <p>Play this game with a</p>	<p>Mathematics: Multiplication- Play this game with a family member. You will need a pack of playing cards (or you could make your own</p>	<p>Mathematics: Time Past and To</p> <p>Choose two coloured pencils. With one coloured pencil</p>	<p>Mathematics: Time Time - O'Clock and Half Past Watch the video https://www.youtube</p>		

Monday 9 th August	Tuesday 10 th August	Wednesday 11 th August	Thursday 12 th August	Friday 13 th August
<p>https://www.mathsisfun.com/tables.html You can learn about multiplication facts, practise your times tables and find some great advice on how to become a multiplication master!</p> <p>Try the Maths Trainer or find the worksheets at the bottom of the page.</p>	<p>family member:</p> <p>Each player puts up 2-10 fingers instead of rock, paper, or scissors.</p> <p>The first partner to multiply the two sets of fingers together and call out the product gets a point.</p> <p>The first player to 20 points, is the winner.</p>  <p>Go to the following website and take the test: https://bit.ly/HPSY3T1</p>	<p>number cards). Each player picks up two cards to make a multiplication number sentence. E.g. 8 and 5</p>  <p>Whoever gets the highest answer keeps the cards. The player at the end with the most cards, wins.</p> <p>Wellbeing Wednesday</p> <p>*Go for a walk with a family member</p> <p>*Do something for a family member – you could help make lunch, tidy part of the house or fold the washing</p> <p>*Learn a new skill such as origami or juggling (you can use objects such as rolled up socks)</p> <p>https://www.youtube.com/watch?v=KfnyopxdJXQ</p>	<p>colour the 'past side' of the clock on worksheet. With the other coloured pencil colour the 'to side' of the clock</p>  <p>Label the clock Label the clock with the numbers on the clock. Write the time on the clock. Label the hour hand and minute hand on worksheet.</p>  <p>Play the clock game https://www.iknowit.com/lessons/a-telling-time-to-the-hour.html</p> <p>www.imathskids.com.au Access Code: these433</p>	<p>.com/watch?v=RX-tPggHTbl</p> <p>Complete the worksheet-write the O'clock and half past times underneath each clock</p>  <p>Play the game http://www.scootle.edu.au/ec/viewing/L9643/index.htm#</p> <p>link: www.imathskids.com.au Access Code: these433</p>

	Monday 9 th August	Tuesday 10 th August	Wednesday 11 th August	Thursday 12 th August	Friday 13 th August
Break	Break (1 hour) Eat & Play	Break (1 hour) Eat & Play	Break (1 hour) Eat & Play	Break (1 hour) Eat & Play	Break (1 hour) Eat & Play
Session 3	<p>Community Language</p> <p>Complete an activity from the Community Language framework on Seesaw.</p>	<p>Science:</p> <p>Make a Sundial</p> <p>Today you will make your Sundial-Tomorrow you can conduct your experiment.</p> <p>Watch the video about the sun and shadows.</p> <p>https://www.youtube.com/watch?v=1SN1BOPLZAs&t=100s</p> <p>Watch the video on how to make a creative sundial.</p> <p>https://www.youtube.com/watch?v=Gxo8orZ1X7g</p> <p>Build sundial using the template and a pencil or plastic straw.</p> 		<p>Geography: What is a Biome?</p> <p>Use Seesaw, PowerPoint or a workbook.</p> <p>1. Read the notes about Biomes in the attached PDF</p> <p>Create a title slide and write your name. Biomes by....</p> <p>2. Use a new page or slide to write a definition of biome. For example: A biome is a large community of vegetation and wildlife adapted to a specific climate.</p> <p>3. Look at the map in the PDF page 6. What are the 6 Major Biomes of Australia? (5 on land and one is aquatic)</p> <p>Add a new page or slide and write a sentence: The 6 main Biomes of Australia are.....</p> <p>4. Watch this video about Biomes in Australia:</p> <p>http://www.viewpure.com/nb57nDoKZXg?start=0&end=0</p> <p>As you watch the video take notes about the different types of biomes in Australia.</p> <p>5. Add a new page and create a</p>	<p>Creative Arts: SINGING AND RHYTHM</p> <p>Choose a song and sing along while making actions and perform in front of your family. Or use this one. Further details can be found on Seesaw.</p> <p>https://publish.viostream.com/play/w9i3zgnzime5j</p> <p>PDHPE: Mindfulness Relaxation/Breathing Exercises</p> <p>Visit the website for the relaxation activity.</p> <p>https://www.youtube.com/watch?v=O29e4rRMrv4</p>

	Monday 9 th August	Tuesday 10 th August	Wednesday 11 th August	Thursday 12 th August	Friday 13 th August
		 <p>On WEDESDAY take your sundial outside and mark you shadow every hour. Complete the worksheet</p> <div data-bbox="667 555 983 746"> <p>Sundial Observation Sheet Draw a picture of your sundial and the shadow it creates at 12pm and again at 1pm.</p>  <p>4. What happened to the shadow of the straw? _____</p> </div> <p>PDHPE:</p> <p>Something a little different this week! While keep our bodies fit is important it is ALSO important to stretch and build our core strength as well. Yoga is an amazing, fun way to keep our bodies flexible and strong. Click the following link: https://www.youtube.com/watch?v=iWowDC3x0hE Follow along Encourage your family members to join you! If you do not have access to the internet, do some of your own stretches or play a game with a family member.</p>		<p>mind web of the 6 biomes of Australia. Illustrate with photos or drawings.</p>	

Word Work Grid

Complete each of the activities in this grid. Write the date you completed each activity on the line provided.

<p style="text-align: center;">Syllable Sort</p> <p>Write your spelling words in order from the least amount of syllables to the most. Words with the same number of syllables should be in alphabetical order.</p> <p>Date: _____</p>	<p style="text-align: center;">Odd One Out</p> <p>For each of your spelling words, write four words. One is your spelling word, two relate to your spelling word and one is the odd word out that doesn't fit with the other two.</p> <p>Date: _____</p>	<p style="text-align: center;">Wacky Words</p> <p>On a sheet of paper, write your spelling words in different directions, filling up the whole sheet. Use different colours and types of writing for each word.</p> <p>Date: _____</p>	<p style="text-align: center;">Word Detective</p> <p>Write three clues about each of your spelling words. Ask someone to try to guess your spelling words using your clues.</p> <p>Date: _____</p>	<p style="text-align: center;">Digging in the Dictionary</p> <p>Use a dictionary to find the definition and write a sentence for each of your spelling words.</p> <p>Date: _____</p>
<p style="text-align: center;">Rhyming Wheels</p> <p>Think of as many words as you can that rhyme with your spelling words.</p> <p>Date: _____</p>	<p style="text-align: center;">Alliteration</p> <p>Write a sentence for each of your spelling words using as much alliteration as possible.</p> <p>Date: _____</p>	<p style="text-align: center;">Sentence Smart</p> <p>Write a sentence for each of your spelling words.</p> <p>Date: _____</p>	<p style="text-align: center;">Story Time</p> <p>Write a story using as many of your spelling words as you can. Underline each of your spelling words.</p> <p>Date: _____</p>	<p style="text-align: center;">Sort Them Out</p> <p>Sort the words on your spelling list into three different categories of your choice.</p> <p>Date: _____</p>
<p style="text-align: center;">Word Search</p> <p>Create your own word search using all the words on your spelling list.</p> <p>Date: _____</p>	<p style="text-align: center;">Handwriting Hero</p> <p>Write out your spelling words in your very best cursive hand writing.</p> <p>Date: _____</p>	<p style="text-align: center;">Letter Lingo</p> <p>Write a letter to a friend. Use as many spelling words in your letter as you can.</p> <p>Date: _____</p>	<p style="text-align: center;">Words Within Words</p> <p>Make a list of as many smaller words as you can find from your spelling list.</p> <p>Date: _____</p>	<p style="text-align: center;">Code Breaker</p> <p>Use the code guide to make a code for each of your spelling words.</p> <p>Date: _____</p>

Spelling List Year 2

mass sky just sleep sister	horse house Next Ice nice	place dance once cent centre	city circle circus sometimes something
cancel central cereal certain circular	course guess happiness ice-cream juice	lesson passed pencil postal scared	sense September serious since sound

Spelling List Year 3

sent cent seem next once dance post	asleep class east slow inside decide	sister desk ice face son across	explain September Saturday nurse chase sleepless
accident ambulance business century certain	silence spacious successful thoughtless useless	passenger possess question science separate	cylinder essential explanation juice message


How to Make a Sundial

What you need:

- crayons
- sharp pencil
- ruler
- paper plate
- thumb tacks
- plastic straw


What to do:

1. Use the sharp pencil to poke a hole through the very centre of the plate.
2. Put the plate upside down.
3. Write the number 12 on the edge of the plate with a crayon.
4. Using the ruler as a guide, draw a straight line from the number 12 to the hole in the centre of the plate.
5. On a sunny day, take the plate outside at noon (12.00 pm).
6. Put the plate on the ground and poke the straw through the hole.
7. Turn the plate so that the shadow of the straw falls along the line to the number 12.
8. Using your thumb tacks, fasten the plate to the ground.
9. One hour later, at one o'clock, check the position of the shadow along the edge of the plate and write the number 1 on that spot.
10. Use the positions of the 12 and 1 to predict the positions of the other numbers on the sundial.
11. The next day, take your sundial out and you will be able to tell the time without a clock.




Sundial Observation Sheet

Draw a picture of your sundial and the shadow it creates at 12pm and again at 1pm.

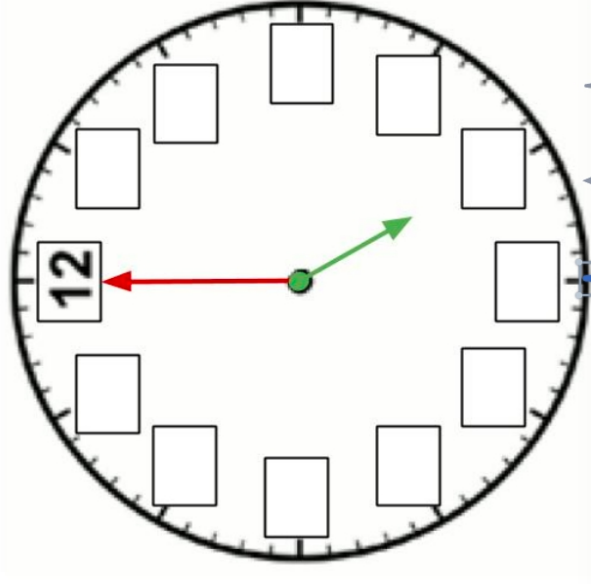



1pm



Noon (12pm)

1. What happened to the shadow of the straw?



This clock shows ____:____.

The hour hand is ____.

The minute hand is ____.

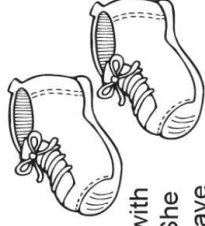
Mathematics-Time Week 5 Friday 13th August Time



Tuesday 10th August Writing - Punctuation

Statement - a sentence that tell you something. It ends in a full stop.	Question- a sentence that asks you something. It ends in a question mark (?).
Punctuate these sentences by including a CAPITAL letter at the beginning and a FULL STOP at the end.	Punctuate these questions by including a CAPITAL letters and QUESTION MARKS.
1. my cat is very lazy _____	1. where is my library <u>book</u> _____
2. this book is so funny _____	2. who likes to eat ice <u>cream</u> _____
3. i love to eat pizza _____	3. when are you going to go to <u>school</u> _____
4. it was such a hot day _____	4. what is that monkey doing _____
5. the birds flew above my house _____	5. did you see my new <u>car</u> _____
Write your own sentence	Write your own question
6. _____	6. _____

My New Shoes



My old shoes were great. Even though they had holes in them, were dirty, and squeaked, my feet always felt good in them. Yesterday, Mum came home with some new shoes. She threw my old ones in the trash. She shouted, "Hooray, they are gone at last!" "Look what I have for you," she said as she handed me that awful pair of new shoes. They felt so funny when I tried them on. They were stiff and tight. They didn't even squeak. "The kids at school will laugh at these bright hard things," I told my mum. She just kept on cooking. After everyone was asleep, I started digging in the trash. "There you are! I found you! We're back together!" I thought. At school the next day, no one laughed at me. All they saw were the same old squeaky, torn up shoes as before. "I'll just put these new ones on before I get back home," I thought to myself.

Read the short story then answer these questions by finishing off each sentence. I have helped you start each answer.

1. **Did I like my new shoes? How do you know?**

I liked/did not like my shoes because _____

2. **Did Mum like my old shoes? How do you know?**

Mum did/did not like my shoes because _____

3. **How did I feel about the new shoes?**

I thought that the new shoes _____

4. **Did Mum care that the kids at school would laugh at the new shoes?**

Mum cared/did not care that the kids at school would laugh at my new shoes and she _____

5. **Did I have on my old or new shoes at school the next day?**

At school the next day I had _____

Thursday 12th August Common Nouns and Proper Nouns

<p>A common noun is a naming word. It refers to general objects, places, people and animals where they don't have specific names. It does not have a capital letter unless it is at the beginning of a sentence.</p>	<p>A proper noun is a specific name for a particular person, place, or thing. Proper nouns are always capitalized in English, no matter where they fall in a sentence.</p>
<p>Write 5 more common nouns in the list.</p> <p>cat pencil boy</p> <p>Choose 3 of these common nouns and write a sentence for each.</p> <p>1. _____ _____ _____</p> <p>2. _____ _____ _____</p> <p>3. _____ _____ _____</p>	<p>Write 5 more proper nouns in the list.</p> <p>Sydney Emily Wednesday</p> <p>Choose 3 of these proper nouns and write a sentence for each.</p> <p>1. _____ _____ _____</p> <p>2. _____ _____ _____</p> <p>3. _____ _____ _____</p>

Writing Friday 13th August

Adding Adjectives

Re-Write each sentence. Add an adjective to make the sentence more interesting.
Underline your adjective.

Example: The boy ran along the sidewalk. The small boy ran along the narrow sidewalk.

1. Joe cleaned his bedroom.

2. Mother baked cookies.


3. Do you see any birds?

4. Tammy went to the store to buy eggs.

5. Mrs. James drove her car to the park.

6. Sara looked for her dog.

EXTENSION: Use this space to write some of your own sentences.



There was a very friendly dog in the park and
Victoria was having a great time. I wished I was.

Voices in the Park

Anthony Browne




It was time to take Victoria, our pedigree Labrador, and Charles, our son, for a walk.



When we arrived at the park,
I let Victoria off her lead.
Immediately some scruffy
mongrel appeared and started
bothering her. I shooed it off,
but the horrible thing chased
her all over the park.




I ordered it to go away, but it took no notice of
me whatsoever. "Sit," I said to Charles. "Here."



I was just planning what we should have to eat that evening when I saw Charles had disappeared. Oh dear! Where had he gone?




You get some frightful types in the park these days! I called his name for what seemed like an age.



Then I saw him talking to
a very rough-looking child.
“Charles, come here. At
once!” I said. “And come
here please, Victoria.”


We walked home in silence.





I needed to get out of the house, so me and Smudge took the dog to the park.







He loves it there. I wish I had half the energy he's got.




I settled on a bench and looked through the paper for a job. I know it's a waste of time really, but you've got to have a bit of hope, haven't you?



Then it was time to go. Smudge cheered me up. She chatted happily to me all the way home.







I was at home on my own again. It's so boring. Then Mummy said that it was time for our walk.




There was a very friendly dog in the park and Victoria was having a great time. I wished I was.



“D’you wanna come on the slide?”
a voice asked. It was a girl,
unfortunately, but I went anyway.
She was brilliant on the slide, she
went really fast. I was amazed.







The two dogs raced round like old friends.




The girl took off her
coat and swung on
the climbing frame,
so I did the same.



I'm good at climbing trees,
so I showed her how to do it.
She told me her name was
Smudge - a funny name, I know,
but she's quite nice. Then
Mummy caught us talking
together and I had to go home.



Maybe Smudge will be there next time?



Dad had been really fed up, so I was pleased when he said we could take Albert to the park.




Albert's always in such a hurry to be let off his lead. He went straight up to this lovely dog and sniffed its bum (he always does that). Of course, the other dog didn't mind, but its owner was really angry, the silly twit.



I got talking to this boy. I thought he was a bit of a wimp at first, but he's okay. We played on the see-saw and he didn't say much, but later on he was a bit more friendly.




We both burst out
laughing when we saw
Albert having a swim.



Then we all played on
the bandstand, and I felt
really, really happy.



Charlie picked a flower
and gave it to me.



Then his mum called
him and he had to go.
He looked sad.



World Biomes



What is a Biome?

A biome is a natural area of plants and animals. The world is divided into lots of different biomes and they are all different depending on their climate.



Types of Biomes

There is no exact number when it comes to types of Biomes, but many people believe there are six main ones:

Aquatic

This is the largest biome out there, covering nearly 75% of our planet and can be divided into two main categories: freshwater and saltwater.



Desert

These biomes cover about one fifth of our planet's land area and are extremely dry. Depending on their location, they can be either hot or cold. Plants and animals have evolved over time to adapt to the harsh environment.



Types of Biomes

Forest

Forest biomes are home to a variety of trees and other plants. They cover about 30% of our Earth's land area and are extremely important to our ecosystem as they store carbon and provide many materials that we use.



Grassland

The majority of this biome is made up of a variety of grasses with very few trees or large plants. The two main types of grasslands found are 'tall-grass' (humid and wet), and 'short-grass' (dry). This biome is very popular for farming due to the rich soil.



Types of Biomes

Rainforest

Home to a variety of tropical plants and animals and found in regions that are warm all year round. Unfortunately, rainforests now cover less than 6% of our planet's land area but still produce about 40% of our oxygen.

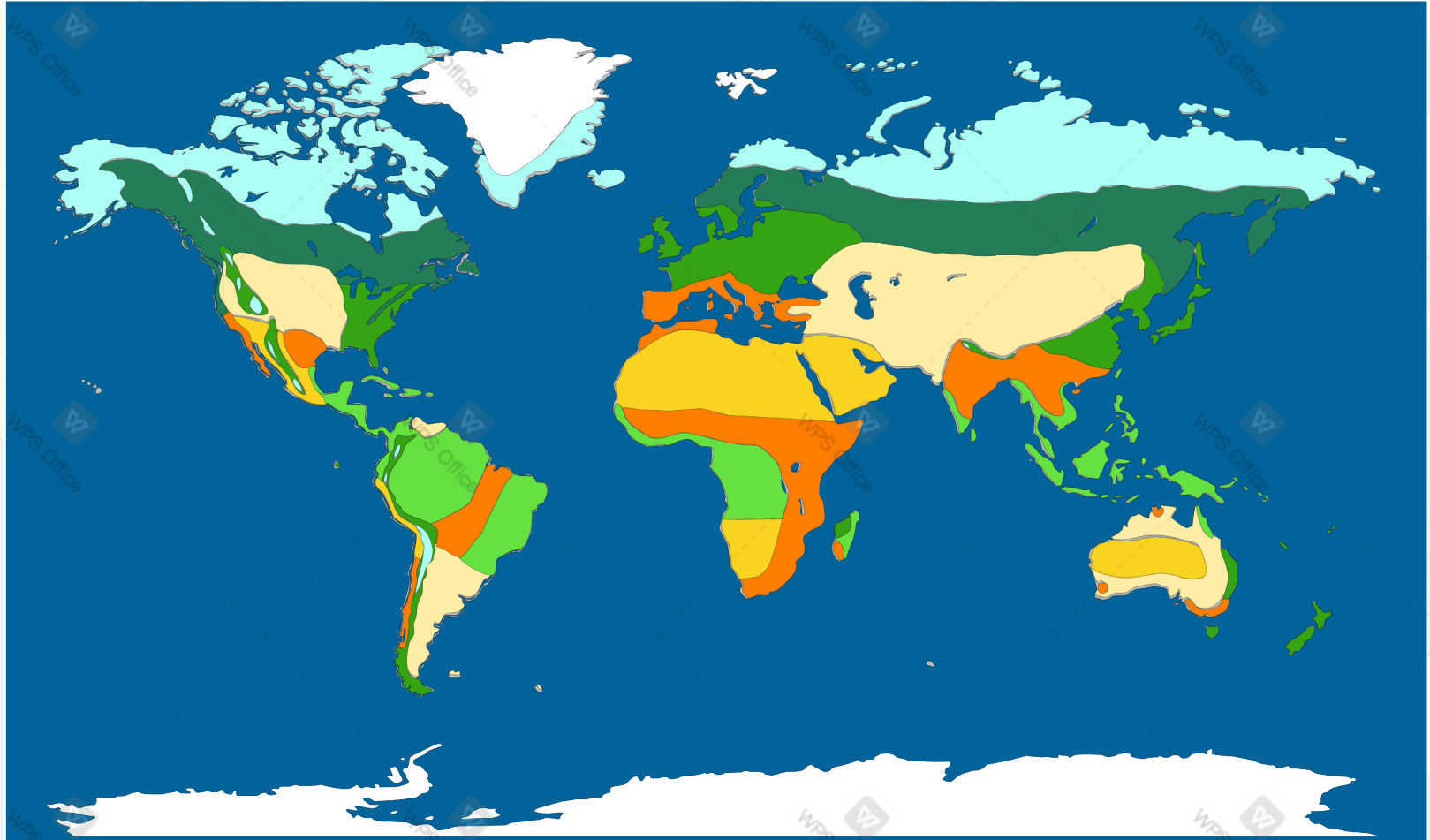


Tundra

This is the coldest biome and therefore has little plant and animal variety. Tundra biomes cover approximately one fifth of the Earth's land area.



What different types of plants and animals do you think you would find in these biomes?



-  boreal/taiga forest
-  temperate/deciduous forest
-  rainforest
-  savannah
-  grassland
-  desert
-  tundra
-  ice