











Framework for Learning from Home – Year 2 T3 W5 9-13 August

You will need help from a parent/carer. Show each completed activity to your parents so they can check it and/or help you post it on Seesaw. Remember to have regular breaks throughout the day for crunch and sip, recess and lunch, stretching and moving throughout the house in between activities. Please remember to take care with your work and present it neatly.

	Monday 9/8	Tuesday 10/8	Wednesday 11/8	Thursday 12/8	Friday 13/8
Morning Literacy	<p>Spelling</p> <p>We are looking at Soundwaves- Unit 23 this week. The sounds are: 'ir', 'ur', 'or', 'er', 'ear', 'ere'</p> <p>www.soundwaveskids.com.au</p> <p>Access code: puff231</p> <p>Using the bird template provided (or draw your own), write your spelling list words inside the bird. Around the outside of the bird write down any other words you can think of using the sounds of the week.</p> 	<p>Spelling</p> <p>Picture Words - Write ten of your spelling words and draw a picture to match.</p> <p>Reading:</p> <p>Visit: https://in2era.com.au/home</p> <p>Username: hurstville</p> <p>Password: hurstville</p> <p>Choose a picture book or a book at your level and read for enjoyment. Try to aim for 10-20 minutes of reading.</p> <p>Persuasive Writing:</p> <p>What is <i>persuasive</i> writing? View this video to find out more: https://www.youtube.com/watch?v=hD9arWXlIdM</p> <p>What is an <i>opinion</i>? View</p>	<p>Spelling</p> <p>Log into www.soundwaveskids.com.au</p> <p>Access code: puff231</p> <p>Find the segmenting tool and work out how many sounds each word has and which letters match.</p> <p>Reading:</p> <p>Visit: https://in2era.com.au/home</p> <p>Username: hurstville</p> <p>Password: hurstville</p> <p>Choose a picture book or a book at your level and read for enjoyment. Try to aim for 10-20 minutes of reading.</p>	<p>Spelling</p> <p>We have uploaded the first page of Unit 23 from the Soundwaves textbook. Complete the activities. Do the first page ONLY.</p>  <p>Reading</p> <p>Visit: https://in2era.com.au/home</p> <p>Username: hurstville</p> <p>Password: hurstville</p> <p>Choose a picture book or a book at your level and</p>	<p>Spelling</p> <p>We have uploaded the second page of Unit 23 from the Soundwaves textbook. Complete the activities. Do the second page ONLY.</p>  <p>Explore some sounds and play the games for this unit on www.soundwaveskids.com.au</p> <p>Access code: puff231</p> <p>Reading & Comprehension</p>


Monday 9/8	Tuesday 10/8	Wednesday 11/8	Thursday 12/8	Friday 13/8
<p>Reading</p> <p>This week, we will be focussing on the book 'I Will Never Not Ever Eat a Tomato' by Lauren Child. View the story on Seesaw.</p> <p>Writing</p> <p>After viewing the story: Write down three foods you DO NOT like to eat and why. Write down three foods you DO like to eat and why. Write in full sentences.</p> <p>Draw a picture of yourself with a speech bubble and write a sentence about one of the foods you DO NOT like to eat and why.</p> 	<p>this video to find out more: https://www.youtube.com/watch?v=DwdDCIWP6i4</p> <p>Why is it important to have your own opinion? Discuss this with an adult.</p> <p>What is your opinion? Do you agree (yes) or disagree (no) with these statements?</p> <ul style="list-style-type: none"> • The best ice-cream flavour is chocolate. • Children should not wear uniforms to school. • We should have a class pet. • Children shouldn't have homework. • Children should decide when to go to bed. <p>Use the title '<i>Statement of opinion</i>' and write your answer below it. For example: <i>Statement of Opinion</i> <i>I think chocolate is the best ice-cream flavour.</i> <i>I don't think children should wear uniforms to school.</i></p>	<p>Persuasive Writing-</p> <p>Persuasive writing needs reasons/arguments to support your opinion.</p> <p>View the book 'Can I have a stegosaurus, Mom? Can I? Please?!' by Lois G. Grambling. https://www.youtube.com/watch?v=b5QYUM93ATI</p> <p>In the story, the boy tries to convince his mum to let him have a stegosaurus. What reasons/arguments did he have?</p> <p>Write the sentence below. Using dot points, list as many reasons you can from the book. The first one is done for you.</p> <p><u>The boy should have a stegosaurus because it will...</u></p> <ul style="list-style-type: none"> • keep him safe at night <p>Can you think of any other reasons/arguments he could have? Add them to your list. Keep your writing in a safe place. You will need it for next week.</p>	<p>read for enjoyment. Try to aim for 10-20 minutes of reading.</p> <p>Writing/Speaking</p> <p>This week, you will be presenting a speech to your teacher. Choose ONE topic from the list provided. Write a draft of your speech and read it out loud to a family member. Your speech should be around 2 minutes. Remember your teachers will be looking for the following</p> <ul style="list-style-type: none"> • Speech structure – introduction, body and final message • Eye contact • Steady stance (standing still with good posture) • Loud, clear voice with confidence and expression • Be original and interesting. You do not need to start with 'Today I am going to talk about' 	<p>View the book 'I will Never Ever Eat a Tomato' on Seesaw and answer the following comprehension questions. Write your answers in full sentences.</p> <ol style="list-style-type: none"> 1. Why does Charlie say giving Lola dinner is a hard job? 2. What does Lola say about the peas? 3. Is Lola convinced the vegetables are good to eat? (Why) <p>Speaking</p> <p>Re-read and edit your speech from yesterday. Make any changes to improve it. Practise saying your speech in front of the mirror and/or in front of a family member. Record your speech and upload to Seesaw for your teacher to view. Remember the following when presenting your speech:</p> <ul style="list-style-type: none"> • Eye contact • Steady stance (standing still with good posture) • Loud, clear voice with confidence and expression

Monday 9/8		Tuesday 10/8		Wednesday 11/8		Thursday 12/8		Friday 13/8												
Break	Break	Break	Break	Break	Break	Break	Break	Break	Break											
Middle Maths	<p><u>Maths - Multiplication</u></p> <p>We are looking at arrays in multiplication. Watch: https://www.youtube.com/watch?v=DdVj0qhvtiU</p> <p>E.g., 4 columns of 2=8</p> 	<p><u>Maths – Multiplication</u></p> <p>There are different ways to solve number sentences in multiplication. We can use skip counting and <u>repeated addition</u>.</p> <p>E.g. 3 columns of 2 = 6 2 + 2 + 2 = 6</p> 	<p><u>Wellbeing Wednesday</u></p> 	<p>Today is Wellbeing Wednesday at Hurstville Public School. For the afternoon, you will do the following wellness activities based on the topic 'Rainbows'.</p> <p>Rainbow Yoga https://www.youtube.com/watch?v=mx5r8atzPWI</p> <p>Rainbow Walk Go for a walk with a parent in your backyard or local area. See if you are able to find one thing that is each colour of the rainbow and write what you found.</p> <table><tr><td>Red</td><td></td></tr><tr><td>Orange</td><td></td></tr><tr><td>Yellow</td><td></td></tr><tr><td>Green</td><td></td></tr><tr><td>Blue</td><td></td></tr><tr><td>Indigo</td><td></td></tr><tr><td>Violet</td><td></td></tr></table> <p>(*You might like to collect items from nature to create a rainbow artwork during the afternoon session)</p>	Red		Orange		Yellow		Green		Blue		Indigo		Violet		<p><u>Maths – Multiplication</u></p> <p>There are different ways to solve number sentences in multiplication. We can use groups, arrays and repeated addition. Complete the task uploaded onto Seesaw.</p> <p>iMaths- Go to the games section and choose a game to play. www.imaths.com.au Access code: tent495</p>	<p><u>Maths – Position</u></p> <p>We are looking at position today. Your job is to create your own treasure map. View: https://education.abc.net.au/home#!/media/1566306/</p> <p>Record <u>5 clues</u> about how to find the treasure. You will need to use positional language when writing your clues e.g., near, next to, behind, above, opposite, left, right. Remember to look at the example to help you.</p> 
	Red																			
Orange																				
Yellow																				
Green																				
Blue																				
Indigo																				
Violet																				
Break	Break	Break	Break	Break	Break	Break	Break	Break	Break											

Monday 9/8		Tuesday 10/8	Wednesday 11/8	Thursday 12/8	Friday 13/8
After noon	<p><u>Community Language</u></p> <p>Please complete today's activity from your community language teacher.</p>	<p><u>Geography</u></p> <p>Listen to Ms Wadley read the first 2 sections of "Are We There Yet?" by Alison Lester on Seesaw. Grace is getting excited about starting her family's trip around Australia!</p> <p>Once you have listened, please answer the following questions:</p> <p>1) How would you feel if your family was about to go on a long trip around Australia? Write at least 3 sentences.</p> <p>2) What places would you most like to visit? Why?</p> <p>Try to list at least 3 places and write one or two sentences about why you would like to visit each place.</p> <p>You may draw a picture of each place if you wish.</p>	<p><u>Free Choice Rainbow Activity</u></p> <p>Rainbows are a symbol of hope.</p> <p>Using the topic 'Rainbows' complete your own <u>free choice</u> activity.</p> <p>Eg. a poem, artwork, craft activity, rainbow science experiment, rainbow cooking or something else. Do something that makes you feel happy. Have fun and be creative!</p> 	<p><u>Science: Earth and Space – Water</u></p> <p>Watch the video on 'How does water get to your tap?'</p> <p>https://www.youtube.com/watch?v=PpzLRbceKFY</p> <p>Answer these questions:</p> <p>Where does our water come from?</p> <p>Where does it go to become safe for us to drink?</p> <p>How many litres does a person use per day?</p> <p>What are some ways we can save water?</p> <p>Complete the worksheet:</p> 	<p><u>PDHPE</u></p> <p>This is our 3rd week of Got Game. Click on the link below to watch the video on healthy eating and muscles.</p> <p>https://www.loom.com/share/0a27c8d2b1de43289e11fed45b76d918</p> <p>If you would like to continue exercising, you might like to complete the extension activity below:</p> <p>https://www.youtube.com/watch?v=eTBTi5ma_vw</p>

Week 5 Unit 23 Spelling Words

girl	turn	work	fern	Sight Words
bird	burn	word	were	don't
third	purse	worm	weren't	letter
thirty	nurse	world	herd	sixteen
circle	early	term	heard	spring
				Tuesday



Speech Topics (Choose 1)

Pets should be allowed in school	School breaks should be longer	There should be no homework	The school day should be shorter
I should be able to go to bed later	I should be allowed to have a pet	Nobody should litter	Everyone should have to exercise everyday
We should all eat healthy	I should be allowed sweets everyday	Dogs are better than cats	Fast food is better than home cooked food
Weekends should be three days long	School is a good place to learn	We should/shouldn't have school uniforms	Friends and family are important

How does water Sydney WATER get to our taps?

Fill in the correct words to show how water gets to our taps

(clouds, water cleaning plant, dams, homes, rivers, reservoirs, pipes)

Rain falls from



It runs along the ground into




The water gets caught in a



The water gets cleaned in a



Water gets stored in a tank or



It goes through



To our